



AGENDA

ORDINARY COUNCIL MEETING

23 JUNE 2022

MEMBERSHIP: Councillors J Black, L Burns, S Chowdhury, M Dickerson, V Etheridge, J Gough, R Ivey, P Wells, D Mahon and M Wright.

The meeting is scheduled to commence at 5.30 pm.

PRAYER:

O God, Grant that by the knowledge of thy will, all we may resolve shall work together for good, we pray through Jesus Christ our Lord. Amen!

ACKNOWLEDGEMENT OF COUNTRY:

"I would like to acknowledge the Wiradjuri People who are the Traditional Custodians of the Land. I would also like to pay respect to the Elders past, present and emerging of the Wiradjuri Nation and extend that respect to other Aboriginal peoples from other nations who are present".

Page

CCL22/138 LEAVE OF ABSENCE (ID22/1137)

CCL22/139 CONFLICTS OF INTEREST (ID22/1138)

In accordance with their Oath/Affirmation under the Act, and Council's Code of Conduct, Councillors must disclose the nature of any pecuniary or non-pecuniary interest which may arise during the meeting, and manage such interests accordingly.

CCL22/140 PUBLIC FORUM (ID22/1139)

CCL22/141 CONFIRMATION OF MINUTES (ID22/1140)

Confirmation of the minutes of the proceedings of the Ordinary Council meeting held on 26 May 2022.

6

INFORMATION ONLY MATTERS:

- CCL22/142 MAYORAL APPOINTMENTS AND MEETINGS (ID22/1149) 25**
The Council had before it the report dated 7 June 2022 from the Chief Executive Officer regarding Mayoral Appointments and Meetings.

MATTERS CONSIDERED BY COMMITTEES:

- CCL22/143 REPORT OF THE INFRASTRUCTURE, PLANNING AND ENVIRONMENT COMMITTEE - MEETING 9 JUNE 2022 (ID22/1141) 31**
The Council had before it the report of the Infrastructure, Planning and Environment Committee meeting held 9 June 2022.

- CCL22/144 REPORT OF THE CULTURE AND COMMUNITY COMMITTEE - MEETING 9 JUNE 2022 (ID22/1142) 34**
The Council had before it the report of the Culture and Community Committee meeting held 9 June 2022.

- CCL22/145 REPORT OF THE CORPORATE SERVICES COMMITTEE - MEETING 9 JUNE 2022 (ID22/1143) 41**
The Council had before it the report of the Corporate Services Committee meeting held 9 June 2022.

NOTICES OF MOTION:

- CCL22/146 ADVERTISING BANNERS ON THE LH FORD BRIDGE (ID22/1136) 45**
Council had before it a Notice of Motion dated 7 June 2022 from Councillor S Chowdhury regarding the Advertising Banners on the LH Ford Bridge.

- CCL22/147 EXPLORING OPTIONS FOR THE NSW DESTINATION CHARGING GRANT (ID22/1183) 47**
Council had before it a Notice of Motion dated 16 June 2022 from Councillor R Ivey regarding the Exploring Options for the NSW Destination Charging Grant.

CCL22/148	UPDATE TO DUBBO TRANSPORTATION STRATEGY IMPLEMENTATION (ID22/1184)	49
	Council had before it a Notice of Motion dated 16 June 2022 from Councillor M Wright regarding the Update to Dubbo Transportation Strategy Implementation.	
 REPORTS FROM STAFF:		
CCL22/149	MANAGEMENT OPTIONS OF COUNCIL'S AQUATIC LEISURE CENTRES (ID22/394)	51
	The Council had before it the report dated 28 February 2022 from the Director Organisational Performance regarding Management Options of Council's Aquatic Leisure Centres.	
CCL22/150	WRITE OFF OF UNRECOVERABLE DEBTS (ID22/978)	66
	The Council had before it the report dated 6 June 2022 from the Chief Financial Officer regarding Write Off of Unrecoverable Debts.	
CCL22/151	PURCHASE OF LAND FOR RURAL FIRE SERVICE (ID22/1160)	70
	The Council had before it the report dated 14 June 2022 from the Manager Property and Land Development regarding Purchase of Land for Rural Fire Service.	
CCL22/152	COUNCILLOR AND MAYORAL FEES 2022/2023 (ID22/895)	76
	The Council had before it the report dated 5 May 2022 from the Governance Team Leader regarding Councillor and Mayoral Fees 2022/2023.	
CCL22/153	DUBBO REGIONAL HOUSING ROADMAP (ID22/1161)	98
	The Council had before it the report dated 14 June 2022 from the Manager Growth Planning regarding Dubbo Regional Housing Roadmap.	
CCL22/154	2022 COMMUNITY NEEDS AND SATISFACTION SURVEY RESULTS (ID22/1163)	117
	The Council had before it the report dated 14 June 2022 from the Manager Corporate Image and Communication regarding 2022 Community Needs and Satisfaction Survey Results.	

- CCL22/155 WELLINGTON CBD ON-STREET PARKING MANAGEMENT STATUS (ID22/383)** 239
The Council had before it the report dated 10 June 2022 from the Senior Traffic Engineer regarding Wellington CBD On-Street Parking Management Status.
- CCL22/156 2022 DUBBO STAMPEDE RUNNING FESTIVAL - TEMPORARY ROAD CLOSURE (ID22/1162)** 247
The Council had before it the report dated 14 June 2022 from the Safe Roads Engineer regarding 2022 Dubbo Stampede Running Festival - Temporary Road Closure.
- CCL22/157 NRL 2022 - POST EVENT REPORT (ID22/1132)** 297
The Council had before it the report dated 6 June 2022 from the Manager Regional Events regarding NRL 2022 - Post Event Report.
- CCL22/158 DAN ROBINSON MEMORIAL SIGNAGE (ID22/1157)** 307
The Council had before it the report dated 10 June 2022 from the Manager Recreation and Open Space regarding Dan Robinson Memorial Signage.
- CCL22/159 RENAMING OF THE CROWN RESERVE R520039 TO TONY KELLY RESERVE OR NAMING THE NUMBER ONE OVAL CHANGE ROOM/AMENITY/FUNCTION BUILDING THE TONY KELLY PAVILION (ID22/1159)** 311
The Council had before it the report dated 14 June 2022 from the Manager Recreation and Open Space regarding Renaming of the Crown Reserve R520039 to Tony Kelly Reserve or naming the Number One Oval Change Room/Amenity/Function Building the Tony Kelly Pavilion.
- CCL22/160 COMMUNITY SERVICES FUND 2021/2022 - COMMUNITY BENEFIT FUNDING IN ACCORDANCE WITH SECTION 356 LOCAL GOVERNMENT ACT 1993 - CORRECTION (ID22/1151)** 317
The Council had before it the report dated 7 June 2022 from the Community Development Officer - Seniors and People With a Disability regarding Community Services Fund 2021/2022 - Community Benefit Funding in Accordance with Section 356 Local Government Act 1993 - Correction.
- CCL22/161 COMMENTS AND MATTERS OF URGENCY (ID22/1144)**

CONFIDENTIAL COUNCIL:

CCL22/162 RESPONSE TO NOTICE OF MOTION - RELEASE OF RESIDENTIAL LAND (ID22/1148)

The Council had before it the report dated 7 June 2022 from the Manager Property and Land Development regarding Response to Notice of Motion - Release of Residential Land.

In accordance with the provisions of Section 9 (2A) of the Local Government Act 1993 the Chief Executive Officer is of the opinion that consideration of this item is likely to take place when the meeting is closed to the public for the following reason: commercial information of a confidential nature that would, if disclosed, confer a commercial advantage on a competitor of the Council (Section 10A(2)(d)(ii)).

CCL22/163 NRL CONTRACT RENEWAL (ID22/1152)

The Council had before it the report dated 8 June 2022 from the Manager Regional Events regarding NRL Contract Renewal.

In accordance with the provisions of Section 9 (2A) of the Local Government Act 1993 the Chief Executive Officer is of the opinion that consideration of this item is likely to take place when the meeting is closed to the public for the following reason: commercial information of a confidential nature that would, if disclosed, confer a commercial advantage on a competitor of the Council (Section 10A(2)(d)(ii)).

CCL22/164 OPPORTUNITY FOR INDUSTRY GROWTH - A COMMERCIAL AGREEMENT FOR DISCUSSION ON 139 DARLING ST (FORMER CARPET COURT BUILDING) (ID22/1150)

The Council had before it the report dated 7 June 2022 from the Economic Development Team Leader regarding Opportunity for Industry Growth - a Commercial Agreement for Discussion on 139 Darling St (Former Carpet Court Building).

In accordance with the provisions of Section 9 (2A) of the Local Government Act 1993 the Chief Executive Officer is of the opinion that consideration of this item is likely to take place when the meeting is closed to the public for the following reason: information that would, if disclosed, confer a commercial advantage on a person with whom the Council is conducting (or proposes to conduct) business (Section 10A(2)(c)).



Confirmation of Minutes

Confirmation of the minutes of the proceedings of the Ordinary Council meeting held on 26 May 2022.

RECOMMENDATION

That the minutes of the proceedings of the Dubbo Regional Council at the Ordinary Council meeting held on 26 May 2022 comprising pages 7, 8, 9, 10, 11, 12, 13, 14, 15, 16, 17, 18, 19, 20, 21, 22, 23 and 24 of the series be taken as read, confirmed as correct minutes and signed by the Mayor and the Chief Executive Officer.

APPENDICES:

- [1](#) Minutes - Ordinary Council Meeting - 26/05/2022



REPORT ORDINARY COUNCIL MEETING 26 MAY 2022

PRESENT: Councillors J Black, L Burns, S Chowdhury, M Dickerson, V Etheridge, J Gough, R Ivey and M Wright.

ALSO IN ATTENDANCE:

The Chief Executive Officer, the Executive Manager Governance and Internal Control, the Governance Team Leader, the Administration Officer Governance, the Communications Partner, the Director Organisational Performance, the Chief Financial Officer, the Director Culture and Economy, the Manager Regional Experiences, the Manager Regional Events, the Director Infrastructure, the Manager Infrastructure Delivery, the Director Development and Environment, the Director Liveability, the Manager Community Services and the Aboriginal Liaison Officer.

Councillor M Dickerson assumed the Chair of the meeting, the time being 5.30pm.

The proceedings of the meeting commenced at 5.30 pm at the Wellington Civic Administration Building, Council Chamber. A prayer for Divine Guidance to the Council in its deliberations and activities was read by Councillor M Wright. An Acknowledgement of Country was done by Councillor L Burns.

CCL22/108 LEAVE OF ABSENCE (ID22/939)

A request for leave of absence was received from Councillors D Mahon and P Wells who were absent from the meeting due to personal reasons.

Moved by Councillor S Chowdhury and seconded by Councillor M Wright

MOTION

That such request for Leave of Absence be accepted and Councillors D Mahon and P Wells be granted leave of absence from this meeting.

CARRIED

For: Councillors J Black, L Burns, S Chowdhury, M Dickerson, V Etheridge, J Gough, R Ivey, and M Wright.

Against: Nil

ORDINARY COUNCIL MEETING - 26 MAY 2022
REPORT**CCL22/109 CONFLICTS OF INTEREST (ID22/940)**

The following conflicts of interest were declared:

- Clr L Burns declared a non-pecuniary, less than significant interest in item CCL22/132. The reason for such interest is the Councillor L Burns is a member of the Dubbo Aboriginal Community Working Party and that such interest will not affect his decision making.

CCL22/110 PUBLIC FORUM (ID22/941)

The Council reports having heard from the following persons during Public Forum:

- Ms Dorothy Blake – CCL22/119 (CSC22/18) – Wellington Museum
- Mr Robert Riley – CCL22/132 – Updated Partnership Agreement with Dubbo Aboriginal Community Working Party
- Ms Narelle Jeffrey – CCL22/128 – DRTCC Photography Policy
- Mr James McKechnie – CCL22/130 – Memorandum of Understanding between Dubbo Regional Council and Charles Sturt University
- Ms Karen McHale – Dog Attack in Ballimore
- Mr Mark Griggs – Wellington Australia Day Committee
- Mr John Trounce – Maintenance of Renshaw McGirr Way Under Rural and Regional Road
- Mr Mark Conn – Budget and Rates

CCL22/111 PRESENTATION OF EMERITUS MAYOR - ANNEMARIE JONES OAM (ID22/968)

Ms Annemarie Jones OAM, former Mayor of Wellington Shire Council, was presented with a Certificate of Acknowledgement of Emeritus Mayor from Local Government NSW. The award was presented by Mayor of the Dubbo Region, Councillor Mathew Dickerson.

CCL22/112 CONFIRMATION OF MINUTES (ID22/942)

Confirmation of the minutes of the proceedings of the Ordinary Council meeting held 28 April 2022.

Moved by Councillor V Etheridge and seconded by Councillor J Black

MOTION

That the minutes of the proceedings of the Dubbo Regional Council at the Ordinary Council meeting held on 28 April 2022 comprising pages 7, 8, 9, 10, 11, 12, 13, 14, 15, 16, 17, 18, 19, 20, 21, 22 and 23 of the series be taken as read, confirmed as correct minutes and signed by the Mayor and the Chief Executive Officer.

CARRIED

For: Councillors J Black, L Burns, S Chowdhury, M Dickerson, V Etheridge, J Gough, R Ivey, and M Wright.

Against: Nil

ORDINARY COUNCIL MEETING - 26 MAY 2022
REPORT**MAYORAL MINUTES****CCL22/112a FORMAL FINALISATION OF PERFORMANCE IMPROVEMENT ORDER**

The Council had before it the Mayoral Minute Regarding Formal Finalisation of performance Improvement Order.

Moved by Councillor M Dickerson

MOTION

1. That the letter from the Minister for Local Government, The Hon. Wendy Tuckerman MP, attached as Appendix 2, finalising the Performance Improvement Order, be noted.
2. That the previous Mayor, Stephen Lawrence, and Councillors be formally thanked for responding to the Performance Improvement Order and adopting the policies and practices that ensured Council met the requirements of the Order.
3. That the current Councillors be recognised for their commitment in attending workshops and participation in an intensive on-boarding program which ensures that Council meets, and continues to meet, the standards required by the Office of Local Government, legislation and community expectations.

CARRIED

For: Councillors J Black, L Burns, S Chowdhury, M Dickerson, V Etheridge, J Gough, R Ivey and M Wright.

Against: Nil

INFORMATION ONLY MATTERS:**CCL22/113 MAYORAL APPOINTMENTS AND MEETINGS (ID22/900)**

The Council had before it the report dated 6 May 2022 from the Chief Executive Officer regarding Mayoral Appointments and Meetings.

Moved by Councillor S Chowdhury and seconded by Councillor J Gough

MOTION

That the information contained in the report be noted.

CARRIED

For: Councillors J Black, L Burns, S Chowdhury, M Dickerson, V Etheridge, J Gough, R Ivey and M Wright.

Against: Nil

ORDINARY COUNCIL MEETING - 26 MAY 2022
REPORT**CCL22/114 ANNUAL REPORT OF THE AUDIT AND RISK MANAGEMENT COMMITTEE FOR 2021 (ID22/933)**

The Council had before it the report dated 10 May 2022 from the Internal Auditor regarding Annual Report of the Audit and Risk Management Committee for 2021.

Moved by Councillor S Chowdhury and seconded by Councillor V Etheridge

MOTION

That the 2021 Annual Report of the Audit and Risk Management Committee be noted.

CARRIED

For: Councillors J Black, L Burns, S Chowdhury, M Dickerson, V Etheridge, J Gough, R Ivey and M Wright.

Against: Nil

CCL22/115 UPDATE TO FUNCTIONS OF STANDING COMMITTEES (ID22/948)

The Council had before it the report dated 11 May 2022 from the Administration Officer - Governance and Internal Control regarding Update to Functions of Standing Committees.

Moved by Councillor J Black and seconded by Councillor M Wright

MOTION

That the amended functions of the Infrastructure, Planning and Environment Committee; the Culture and Community Committee; and the Corporate Services Committee, as outlined in the report, be noted.

CARRIED

For: Councillors J Black, L Burns, S Chowdhury, M Dickerson, V Etheridge, J Gough, R Ivey and M Wright.

Against: Nil

CCL22/116 RESPONSE TO NOTICE OF MOTION - DUBBO REGIONAL COUNCIL ROADS (ID22/965)

The Council had before it the report dated 17 May 2022 from the Manager Infrastructure Delivery regarding Response to Notice of Motion - Dubbo Regional Council Roads.

Moved by Councillor J Black and seconded by Councillor V Etheridge

MOTION

That the information contained within the report of the Director Infrastructure, dated 17 May 2022, be noted.

ORDINARY COUNCIL MEETING - 26 MAY 2022
REPORT

CARRIED

For: Councillors J Black, L Burns, S Chowdhury, M Dickerson, V Etheridge, J Gough, R Ivey and M Wright.

Against: Nil

MATTERS CONSIDERED BY COMMITTEES:**CCL22/117 REPORT OF THE AUDIT AND RISK MANAGEMENT COMMITTEE - MEETING 3 MAY 2022 (ID22/937)**

The Council had before it the report of the Audit and Risk Management Committee meeting held 3 May 2022.

Moved by Councillor S Chowdhury and seconded by Councillor J Gough

MOTION

That the report of the Audit and Risk Management Committee meeting held on 3 May 2022, be adopted.

CARRIED

For: Councillors J Black, L Burns, S Chowdhury, M Dickerson, V Etheridge, J Gough, R Ivey and M Wright.

Against: Nil

CCL22/118 REPORT OF THE INFRASTRUCTURE, PLANNING AND ENVIRONMENT COMMITTEE - MEETING 12 MAY 2022 (ID22/943)

The Council had before it the report of the Infrastructure, Planning and Environment Committee meeting held 12 May 2022.

Moved by Councillor J Black and seconded by Councillor S Chowdhury

MOTION

That the report of the Infrastructure, Planning and Environment Committee meeting held on 12 May 2022, be adopted, save and except item IPEC22/22 which will be dealt with separately.

CARRIED

For: Councillors J Black, L Burns, S Chowdhury, M Dickerson, V Etheridge, J Gough, R Ivey and M Wright.

Against: Nil

ORDINARY COUNCIL MEETING - 26 MAY 2022
REPORT**IPEC22/22 DRAFT ZERO EMISSIONS FLEET STRATEGY AND IMPLEMENTATION PLAN**

The Committee had before it the report dated 26 April 2022 from the Organisational Sustainability Coordinator regarding Draft Zero Emissions Fleet Strategy and Implementation Plan.

Moved by Councillor V Etheridge and seconded by Councillor S Chowdhury

MOTION

That the Chief Executive Officer prepare a report to the for the August 2022 Ordinary Council meeting which provides options and recommendations for Council's transition to a zero emission Fleet.

CARRIED

For: Councillors J Black, L Burns, S Chowdhury, M Dickerson, V Etheridge, J Gough, R Ivey and M Wright.

Against: Nil

CCL22/119 REPORT OF THE CULTURE AND COMMUNITY COMMITTEE - MEETING 12 MAY 2022 (ID22/944)

The Council had before it the report of the Culture and Community Committee meeting held 12 May 2022.

Moved by Councillor M Wright and seconded by Councillor V Etheridge

MOTION

That the report of the Culture and Community Committee meeting held on 12 May 2022, be adopted.

CARRIED

For: Councillors J Black, L Burns, S Chowdhury, M Dickerson, V Etheridge, J Gough, R Ivey and M Wright.

Against: Nil

CCL22/120 REPORT OF THE CORPORATE SERVICES COMMITTEE - MEETING 12 MAY 2022 (ID22/945)

The Council had before it the report of the Corporate Services Committee meeting held 12 May 2022.

Moved by Councillor S Chowdhury and seconded by Councillor J Gough

MOTION

That the report of the Corporate Services Committee meeting held on 12 May 2022, be

ORDINARY COUNCIL MEETING - 26 MAY 2022
REPORT

adopted, save except item CSC22/21 which will be dealt with separately.

CARRIED

For: Councillors J Black, L Burns, S Chowdhury, M Dickerson, V Etheridge, J Gough, R Ivey and M Wright.

Against: Nil

CSC22/21 RESULTS OF PUBLIC EXHIBITION - DRAFT TERMS OF REFERENCE - COMMUNITY COMMITTEES

The Council had before it the report dated 8 April 2022 from the Administration Officer - Governance and Internal Control regarding Results of Public Exhibition - Draft Terms of Reference - Community Committees.

Moved by Councillor J Gough and seconded by Councillor J Black

MOTION

1. That the Terms of Reference be amended to reflect the Councillor representative numbers as outlined in point 3.
2. That the Terms of Reference for community committees, including the Aquatics Working Party, be adopted with the above amendments.
3. That Councillor representation to the committees be as follows:
 - a. Black and Chowdhury on the Aquatics Working Party;
 - b. The Mayor, and Councillors Ivey and Wright on the Climate Change and Resilience Committee;
 - c. Councillors Burns, Mahon and Wells on the Cultural and tourism Facility Committee;
 - d. The Mayor, and Councillors Etheridge and Mahon on the Dubbo Regional Livestock Markets Advisory Committee;
 - e. The Mayor, Deputy Mayor, and Councillors Chowdhury and Wright on the Financial Performance Committee;
 - f. Councillors Chowdhury and Wright on the Multicultural Advisory Committee;
 - g. The Mayor, Deputy Mayor, and Councillors Black and Gough on the Public Spaces Tree Committee;
 - h. Councillors Burns and Wells on the Reconciliation Action Plan Working Group;
 - i. Councillors Burns, Chowdhury and Gough on the Sister City Committee;
 - j. Councillors Etheridge, Gough and Wells on the Social Justice Advisory Committee;
 - k. Councillors Black, Burns and Wright on the SPARC Committee;
 - l. The Deputy Mayor and Councillor Chowdhury on the Villages Committee;
 - m. The Deputy Mayor and Councillor Gough on the Wellington Town Committee;
 - n. Councillors Burns, Wells and Wright on the Wiradjuri Tourism Project Committee;
 - o. Councillors Gough and Wells for the Women in Leadership Forum; and
 - p. Councillors Burns, Gough and Wells on the Youth Council.

ORDINARY COUNCIL MEETING - 26 MAY 2022
REPORT

CARRIED

For: Councillors J Black, L Burns, S Chowdhury, M Dickerson, V Etheridge, J Gough, R Ivey and M Wright.

Against: Nil

NOTICES OF MOTION:

CCL22/121 3D PRINTED HOUSING TRIAL (ID22/990)

Council had before it a Notice of Motion dated 19 May 2022 from Councillor M Wright regarding the 3D Printed Housing Trial.

Moved by Councillor M Wright and seconded by Councillor V Etheridge

MOTION

1. That Council set aside up to four residential blocks from the Stage 5 Release 3 of Keswick residential land release to enable a trial of 3D printed housing stock subject to regulatory guidelines.
2. That the CEO provide a report to the Ordinary Council Meeting in September 2022 that addresses:
 - a. Regulatory issues pertaining to 3D printed housing in NSW and Australia
 - b. Defines the framework by which Council would meet its legislative obligations, minimises costs to Council and attracts competitive proposals to use Council residential land to trial 3D printing technology suitable for the regional NSW housing market.

CARRIED

For: Councillors J Black, L Burns, S Chowdhury, M Dickerson, V Etheridge, J Gough, R Ivey and M Wright.

Against: Nil

CCL22/122 DASHBOARD REPORTING (ID22/993)

Council had before it a Notice of Motion dated 19 May 2022 from Councillor D Mahon regarding the Dashboard Reporting.

Moved by Councillor J Black and seconded by Councillor S Chowdhury

MOTION

That the Chief Executive Officer establish an effective mechanism of regular benchmarking reporting to Council on key facilities, major capital projects and strategic programs. The mechanism should be easy to interpret and utilise data that is already being collected for operational purposes.

Such dashboard reporting could include as relevant:

- comparative period reporting of facility/service usage and engagement,

ORDINARY COUNCIL MEETING - 26 MAY 2022
REPORT

- operational performance against budget,
- benchmarking to other Councils,
- high-level reasoning around positive or negative change in facility/service performance.

CARRIED

For: Councillors J Black, L Burns, S Chowdhury, M Dickerson, V Etheridge, J Gough, R Ivey and M Wright.

Against: Nil

REPORTS FROM STAFF:**CCL22/123 MARCH 2022 QUARTERLY BUDGET REVIEW STATEMENTS (ID22/964)**

The Council had before it the report dated 13 May 2022 from the Chief Executive Officer regarding March 2022 Quarterly Budget Review Statements.

Moved by Councillor S Chowdhury and seconded by Councillor J Gough

MOTION

1. That the Quarterly Budget Review Statements as at 31 March 2022, as attached to the report of the Chief Executive Officer dated 13 May 2022, be adopted and such sums voted for such purpose.
2. That the Statement of the Responsible Accounting Officer that Council is in a satisfactory financial position having regard to the changes herewith to the original budget, be noted.
3. That the Mayor write to the local member requesting immediate reimbursement of Council's costs incurred as a result of our involvement in the emergency response to COVID-19 that was invoiced to Western NSW Local Health District.
4. That the Chief Executive Officer provide information to Councillors regarding additional ways of presenting financial reports to Council while still meeting the reporting requirements under current legislation.

CARRIED

For: Councillors J Black, L Burns, S Chowdhury, M Dickerson, V Etheridge, J Gough, R Ivey and M Wright.

Against: Nil

CCL22/124 DELEGATION OF AUTHORITY TO THE CHIEF EXECUTIVE OFFICER (ID22/913)

The Council had before it the report dated 9 May 2022 from the Executive Manager Governance and Internal Control regarding Delegation of Authority to the Chief Executive Officer.

Moved by Councillor J Black and seconded by Councillor M Wright

ORDINARY COUNCIL MEETING - 26 MAY 2022
REPORT**MOTION**

1. That the Delegation of Authority to the Chief Executive Officer, as attached at Appendix 1 of the report of the Executive Manager Governance and Internal Control dated 9 May 2022, be adopted to come into effect from 1 July 2022.
2. That the Power of Attorney issued to Chief Executive Officer, Murray Wood, being Book 4788 No. 549, be revoked on 30 June 2022.

CARRIED

For: Councillors J Black, L Burns, S Chowdhury, M Dickerson, V Etheridge, J Gough, R Ivey and M Wright.

Against: Nil

CCL22/125 COUNCIL POLICY - USE OF THE COMMON SEAL OF COUNCIL (ID22/947)

The Council had before it the report dated 11 May 2022 from the Governance Team Leader regarding Council Policy - Use of the Common Seal of Council.

Moved by Councillor J Black and seconded by Councillor S Chowdhury

MOTION

That the Council Policy, Use of the Common Seal of Council, as attached at Appendix 1, be adopted.

CARRIED

For: Councillors J Black, L Burns, S Chowdhury, M Dickerson, V Etheridge, J Gough, R Ivey and M Wright.

Against: Nil

CCL22/126 TROY RAIL DEVIATION PROJECT (ID22/717)

The Council had before it the report dated 19 April 2022 from the Property Specialist regarding Troy Rail Deviation Project.

Moved by Councillor V Etheridge and seconded by Councillor M Wright

MOTION

1. That the resolution of Council on 25 August 2014, as identified in the report, be noted.
2. The Council enter into a Contract of Sale for the purchase of Lot 5 DP 1241494, Lot 8 DP 1241494, Lot 9 DP 1241494, Lot 10 DP 1241494, and Lot 12 DP 1241494.
3. That Council purchase the land from Transport for NSW ('TfNSW') for the amount specified within the report.
4. That the land be classified as Operational in accordance with the *Local Government Act 1993* (NSW).

ORDINARY COUNCIL MEETING - 26 MAY 2022
REPORT

5. That any necessary documents be executed under Power of Attorney or the Common Seal of Council.

CARRIED

For: Councillors J Black, L Burns, S Chowdhury, M Dickerson, V Etheridge, J Gough, R Ivey and M Wright.

Against: Nil

CCL22/127 DUBBO REGIONAL COUNCIL - IMPLEMENTATION OF CHILD SAFE STANDARDS (ID22/904)

The Council had before it the report dated 6 May 2022 from the Director Liveability regarding Dubbo Regional Council - Implementation of Child Safe Standards.

Moved by Councillor J Gough and seconded by Councillor J Black

MOTION

1. That Dubbo Regional Council makes a commitment to the implementation of the Child Safe Standards.
2. That nominated employees form a Child Safe Standards working group.

CARRIED

For: Councillors J Black, L Burns, S Chowdhury, M Dickerson, V Etheridge, J Gough, R Ivey and M Wright.

Against: Nil

CCL22/128 DRTCC PHOTOGRAPHY POLICY REVIEW (ID22/960)

The Council had before it the report dated 11 May 2022 from the Director Culture and Economy regarding DRTCC Photography Policy Review.

Moved by Councillor J Gough and seconded by Councillor J Black

MOTION

1. That the Dubbo Regional Theatre and Convention Centre (DRTCC) Photography Policy be amended to allow for all areas on stage and backstage to be available for photography and filming for all hirers except dressing rooms and toilets.
2. That the DRTCC Photography Policy be amended to allow local and touring productions that have an adult cast and crew (all over 18 years old) opportunity to take photos and film in dressing rooms but not toilets, noting all persons being filmed or photographed must provide permission.
3. That complaints regarding child safety or inappropriate photographs and/or filming at DRTCC be directed to the Hirer in the first instance with the expectation any complaint will be dealt with in a satisfactory manner.
4. That the community and industry hirers are engaged on the intent and parameters of

ORDINARY COUNCIL MEETING - 26 MAY 2022
REPORT

the amended policy.

5. That alignment of the DRTCC Photography Policy be considered as part of the Child Safe Standards being developed by Dubbo Regional Council, as part of the recommendations of the Royal Commission into Child Institutional responses to Child Sexual Abuse.
6. A further report be provided to Council in March 2023 summarising implementation and compliance to the policy.

CARRIED

For: Councillors J Black, L Burns, S Chowdhury, M Dickerson, V Etheridge, J Gough, R Ivey and M Wright.

Against: Nil

CCL22/129 EVENT ASSISTANCE PROGRAM - 2021/2022 ROUND 2 (ID22/876)

The Council had before it the report dated 2 May 2022 from the Manager Regional Events regarding Event Assistance Program - 2021/2022 Round 2.

Moved by Councillor V Etheridge and seconded by Councillor J Black

MOTION

1. That event funding applicants be advised on the outcome of their applications.
2. That funding be determined and conditional to each event supplying COVID-19 Safety Plans and meeting any conditions and restrictions in place under Public Health Orders.
3. That should any events provided financial assistance under the Emerging and Community events not proceed, the funds be returned to Council, and applicants requested to reapply for future events.

CARRIED

For: Councillors J Black, L Burns, S Chowdhury, M Dickerson, V Etheridge, J Gough, R Ivey and M Wright.

Against: Nil

CCL22/130 MEMORANDUM OF UNDERSTANDING (MOU) - DUBBO REGIONAL COUNCIL AND CHARLES STURT UNIVERSITY (ID22/991)

The Council had before it the report dated 19 May 2022 from the Director Liveability regarding Memorandum of Understanding (MOU) - Dubbo Regional Council and Charles Sturt University.

Moved by Councillor M Wright and seconded by Councillor V Etheridge

MOTION

That the Memorandum of Understanding between Dubbo Regional Council and Charles

ORDINARY COUNCIL MEETING - 26 MAY 2022
REPORT

Sturt University, as attached at Appendix 1, be endorsed and executed.

CARRIED

For: Councillors J Black, L Burns, S Chowdhury, M Dickerson, V Etheridge, J Gough, R Ivey and M Wright.

Against: Nil

CCL22/131 REFLECT RECONCILIATION ACTION PLAN (ID22/902)

The Council had before it the report dated 6 May 2022 from the Manager Community Services regarding Reflect Reconciliation Action Plan.

Moved by Councillor J Black and seconded by Councillor V Etheridge

MOTION

1. That the attached Reflect Reconciliation Action Plan (Appendix 1) be endorsed by Council.
2. That the Reflect Reconciliation Action Plan be submitted for endorsement by Reconciliation Australia.
3. That the Reflect Reconciliation Action Plan be placed on public exhibition for 28 days following endorsement by Reconciliation Australia.

CARRIED

For: Councillors J Black, L Burns, S Chowdhury, M Dickerson, V Etheridge, J Gough, R Ivey and M Wright.

Against: Nil

CCL22/132 UPDATED PARTNERSHIP AGREEMENT BETWEEN DUBBO REGIONAL COUNCIL AND DUBBO ABORIGINAL COMMUNITY WORKING PARTY (ID22/905)

The Council had before it the report dated 6 May 2022 from the Manager Community Services regarding Updated Partnership Agreement Between Dubbo Regional Council and Dubbo Aboriginal Community Working Party.

Moved by Councillor J Black and seconded by Councillor S Chowdhury

MOTION

That the Partnership Agreement be signed by the Chief Executive Officer, the Mayor of Dubbo Regional Council and representatives of the Dubbo Aboriginal Community Working Party.

CARRIED

For: Councillors J Black, L Burns, S Chowdhury, M Dickerson, V Etheridge, J Gough, R Ivey and M Wright.

Against: Nil

ORDINARY COUNCIL MEETING - 26 MAY 2022
REPORT

Councillor L Burns declared a non-pecuniary, less than significant interest in the matter now before the Council and remained in the room during Council's consideration of this item. The reason for such interest is that Councillor L Burns is a member on the Aboriginal Working Party but that such interest will not affect his decision making.

CCL22/133 RECOMMENDATIONS FOR WIND FARM COMMUNITY BENEFIT FUND 2021/2022 ROUND 7 (ID22/967)

The Council had before it the report dated 13 May 2022 from the Manager Community Services regarding Recommendations for Wind Farm Community Benefit Fund 2021/2022 Round 7.

Moved by Councillor J Gough and seconded by Councillor S Chowdhury

MOTION

1. That the applications detailed in Table 2, reviewed and considered by Dubbo Regional Council, be noted.
2. That Council allocate to the community based organisations the following funds in accordance with Section 356 of The Local Government Act 1993 and notification to be sent to each successful applicant:

• Wellington Lions Club	\$ 3,550
• Binjang Radio	\$10,000
• Wellington Senior Citizens Club	\$ 3,646
• Comobella Public hall trust	\$ 5,170
• Wellington Junior Rugby Union club	\$ 2,267
• Cudgegong Jump Club	\$ 6,902
• Central West Working Horse	\$ 9,341
• PCYC Wellington	\$10,000
• Wellington Golf Club	\$ 3,272
• Wellington District Cricket Association	\$ 2,852
4. That all unsuccessful applicants be advised of Council's Grants Hub, as well as other funding opportunities and any advice to assist future applications for council financial assistance.

CARRIED

For: Councillors J Black, L Burns, S Chowdhury, M Dickerson, V Etheridge, J Gough, R Ivey and M Wright.

Against: Nil

CCL22/134 COMMUNITY SERVICES FUND 2021/2022 - COMMUNITY BENEFIT FUNDING IN ACCORDANCE WITH SECTION 356 LOCAL GOVERNMENT ACT 1993 (ID22/977)

The Council had before it the report dated 16 May 2022 from the Manager Community Services regarding Community Services Fund 2021/2022 - Community Benefit Funding in Accordance with Section 356 Local Government Act 1993.

ORDINARY COUNCIL MEETING - 26 MAY 2022
REPORT

Moved by Councillor M Wright and seconded by Councillor S Chowdhury

MOTION

1. That the applications detailed in Table 2, reviewed and considered by Dubbo Regional Council, be noted.
2. That Council allocate \$45,568 to the community based organisations the following funds in accordance with Section 356 of The Local Government Act 1993 and notification to be sent to each successful applicant:
 - SOMAD - Songwriters and Original Musicians Association of Dubbo \$1,197
 - Western Region Academy of Sport \$3,218
 - Guide Dogs NSW/ACT \$3,790
 - Dubbo and District Pipe Band \$2,500
 - Comobella Hall Trust \$8,663
 - Dubbo & District Parent Support for Deaf/Hearing Impaired Inc \$8,500
 - Lourdes and Community Services \$3,500
 - Dubbo Filmmakers Inc \$3,000
 - U3A Dubbo Chapter Inc \$3,000
 - Walter T Grant memorial seniors social club \$7,450
3. That all unsuccessful applicants be advised of Council's Grants Hub, as well as other funding opportunities and any advice to assist future applications for council financial assistance.
4. Please note that the Director Liveability did not provide any comment or consideration for the Dubbo and District Pipe Band application due to a conflict of interest.

CARRIED

For: Councillors J Black, L Burns, S Chowdhury, M Dickerson, V Etheridge, J Gough, R Ivey and M Wright.

Against: Nil

CCL22/135 FINANCIAL ASSISTANCE 2021/2022 ROUND ONE (ID22/979)

The Council had before it the report dated 16 May 2022 from the Manager Community Services regarding Financial Assistance 2021/2022 Round One.

Moved by Councillor J Black and seconded by Councillor V Etheridge

MOTION

1. That the applications detailed in Table 2, reviewed and considered by Dubbo Regional Council, be noted.
2. That the below grant recommendations be approved, in line with the eligible criteria and notification to be sent to each successful applicant:
 - Dubbo Legacy, division of Orange Legacy \$ 5,000
 - St Brigids Craft Group \$ 1,000

ORDINARY COUNCIL MEETING - 26 MAY 2022
REPORT

- RSPCA NSW \$10,000
- 3. Conditional funding of \$14,436 is provided to the Wellington Community Progress and Action Group after Council's Public Art Strategy has been endorsed and implemented within the community. From which time, Wellington Progress and Action Group will have 12 months in which to undertake the project and complete all fund requirements.
- 4. That all unsuccessful applicants be advised of Council's Grants Hub, as well as other funding opportunities and any advice to assist future applications for council financial assistance.

CARRIED

For: Councillors J Black, L Burns, S Chowdhury, M Dickerson, V Etheridge, J Gough, R Ivey and M Wright.

Against: Nil

CCL22/136 COMMENTS AND MATTERS OF URGENCY (ID22/946)

There were no matters recorded under this clause.

CONFIDENTIAL COUNCIL

In accordance with Section 9(2A) Local Government Act 1993, in the opinion of the Chief Executive Officer, the following business is of a kind as referred to in Section 10A(2) of the Act, and should be dealt with in a Confidential Session of the Council meeting closed to the press and public.

The items listed come within the following provisions of the Act:

- CCL22/137 – Tender for Project Management and Quantity Surveyor Services – Creation of Panel
Section 10A(2)(d)(i) – information that would, if disclosed, prejudice the commercial position of the person who supplied it.

There were no submissions as to whether the meeting should be closed for a particular item.

At this junction it was moved by Councillor J Gough and seconded by Councillor V Etheridge that the Council resolves into Closed Session, the time being 7.17 pm.

The Open Session resumed at 7.19 pm.

The Executive Manager Governance and Internal Control read out the following resolutions made in the closed session of council.

ORDINARY COUNCIL MEETING - 26 MAY 2022
REPORT

**CCL22/137 TENDER FOR PROJECT MANAGEMENT AND QUANTITY SURVEYOR SERVICES -
CREATION OF PANEL (ID22/914)**

The Council had before it the report dated 9 May 2022 from the Manager Major Projects regarding Tender for Project Management and Quantity Surveyor Services - Creation of Panel.

Moved by Councillor J Gough and seconded by Councillor V Etheridge

MOTION

The Council recommends that members of the press and public be excluded from the meeting during consideration of this item, the reason being that the matter concerned information that would, if disclosed, prejudice the commercial position of the person who supplied it (Section 10A(2)(d)(i)).

CARRIED

Moved by Councillor S Chowdhury and seconded by Councillor V Etheridge

RECOMMENDATION

1. That the firms listed below be accepted onto a panel to provide project management services to Council for an initial term of three years:
 - APP
 - Conseth Solutions
 - Constructive Solutions
 - Lackon
 - Lyons Advantage
 - Public Works (PWA)
 - RPS Consulting
 - Upright Management
 - WPS (Western Project Services)
2. That the firms listed below be accepted onto a panel to provide quantity surveyor services to Council for an initial term of three years:
 - Lyons Advantage
 - MBM
 - TBH
 - WT Partnership

For: Councillors J Black, L Burns, S Chowdhury, M Dickerson, V Etheridge, J Gough, R Ivey and M Wright.

Against: Nil

ORDINARY COUNCIL MEETING - 26 MAY 2022
REPORT

The meeting closed at 7.20 pm.

.....
CHAIRPERSON



REPORT: Mayoral Appointments and Meetings

DIVISION: Executive Services
REPORT DATE: 7 June 2022
TRIM REFERENCE: ID22/1149

EXECUTIVE SUMMARY

Purpose	Provide review or update	
Issue	<ul style="list-style-type: none">Details of Mayoral appointments and meetings for the period 15 May 2022 through to 11 June 2022.	
Reasoning	<ul style="list-style-type: none">To ensure transparency of Mayoral appointments and meetings.	
Financial Implications	Budget Area	There are no financial implications arising from this report.
Policy Implications	Policy Title	There are no policy implications arising from this report.

STRATEGIC DIRECTION

The 2040 Community Strategic Plan is a vision for the development of the region out to the year 2040. The Plan includes five principle themes and a number of strategies and outcomes. This report is aligned to:

Theme: 4 Community Leadership
CSP Objective: 4.2 Our civic leaders represent the community
Delivery Program Strategy: 4.2.1 The community acknowledges that Dubbo Regional Council is a representative and responsive Council

RECOMMENDATION

That the information contained in the report be noted.

Murray Wood
Chief Executive Officer

MW
Chief Executive Officer

REPORT

Consultation

Details follow in the body of the report regarding all meetings and appointments of the Mayor for the given period. These meetings and appointments are representative of community, business, political and Council consultation.

Resourcing Implications

Nil

For the information of Councillors, the following details of mayoral appointments and attendances are provided:

Monday 16 May 2022

- Attended Radio interview with Zoo FM.
- Attended Radio interview with Triple M.
- Attended interview with the Daily Liberal.
- Attended the Real Estate Institute Orana Division Dinner.
- Submitted Mayoral Memo to the Daily Liberal.

Tuesday 17 May 2022

- Attended a meeting with Council's Chief Executive Officer Murray Wood.
- Attended along with Council's Chief Executive Officer Murray Wood a meeting with Superintendent Danny Sullivan.
- Attended Yeoval Show.
- Attended interview with Prime 7.

Wednesday 18 May 2022

- Attended Interview with ABC.
- Attended Anzac Day Debrief Meeting.

Thursday 19 May 2022

- Attended Interview with WIN TV.
- Attended interview with the Western District Leader.
- Attended interview with Triple M.
- Attended a meeting with Winsome Mumford.
- Attended along with Councillor Shibli Chowdhury; Council's Chief Executive Officer Murray Wood; Manager Infrastructure Deliver Luke Ryan; Manager Infrastructure Strategy and Design Chris Godfrey a debrief meeting on the South Bridge and Southern Distributor.
- Attended Councillor Workshop along with Councillors Josh Black; Lewis Burns; Shibli Chowdhury; Vicki Etheridge; Jess Gough; Richard Ivey; Damien Mahon; Pam Wells; Matt Wright and Council's Chief Executive Officer Murray Wood.

Friday 20 May 2022

- Attended Site Inspection of Apex Oval.
- Attended radio interview with 2DU.
- Attended meeting with Councillor Matt Wright.
- Attended along with Council's Chief Executive Officer Murray Wood, Director Organisational Performance Dean Frost and Manager Property and Land Development Cristina Pahl a meeting regarding Keswick Estate lot auctions.
- Attended a photo shoot at the Old Dubbo Gaol with the Member for Dubbo, the Hon. Dugald Saunders MP.

Saturday 21 May 2022

- Attended the Buick Car Club Show and Shine Event at the Dubbo RSL carpark.
- Attended the Waste to Art Official Opening.

Sunday 22 May 2022

- Attended along with Councillors Jess Gough; Richard Ivey; Shibli Chowdhury; Damien Mahon; Josh Black; Pam Wells and Matt Wright, Council's Chief Executive Officer, Murray Wood and Member for Dubbo the Hon. Dugald Saunders MP the NRL game South Sydney Rabbitohs v Canberra Raiders.

Monday 23 May 2022

- Attended radio interview with 2BS.
- Attended radio interview with 2WEB.
- Attended a meeting with Council's Chief Executive Office, Murray Wood, Director Infrastructure Steven Colliver and Manager Fleet and Depot Services Daniel Peterson.
- Submitted Mayoral Memo to the Daily Liberal.
- Attended interview with Prime 7.

Tuesday 24 May 2022

- Attended a meeting with Council's Chief Executive Officer, Murray Wood.
- Attended along with Councillors Jess Gough; Shibli Chowdhury and Vicki Etheridge a meet and greet and tour at the Dubbo Fire Station.
- Attended a meeting with Gus Lico and Jeff Caldbeck from the Dubbo RSL Club.
- Attended the Clontarf Foundation Employment Forum.

Wednesday 25 May 2022

- Attended radio interview with Triple M.

Thursday 26 May 2022

- Attended the Great Big Adventure Pass Media Event in Sydney.
- Attended Ordinary Council Meeting in Wellington.

Friday 27 May 2022

- Attended radio interview with 2DU.
- Attended radio interview with DC FM.

- Attended radio interview with Binjang radio.
- Attended along with Council's Chief Executive Officer, Murray Wood the Country Mayor's meeting.

Saturday 28 May 2022

- Attended along with Council's Chief Executive Officer, Murray Wood the Official Opening of the Dubbo Show.

Monday 30 May 2022

- Attended radio interview with 2DU.
- Attended radio interview with Zoo FM.
- Attended radio interview with ABC.
- Attended a meeting with Council's Director Culture and Economy Natasha Comber and Manager Economic Development and Marketing.
- Attended the Launch of the Social Value of Saleyards research findings at the Dubbo Regional Livestock Markets.
- Attended along with Councillor's Shibli Chowdhury; Vicki Etheridge and Matt Wright and Council's Chief Executive Officer, Murray Wood a luncheon for past and present Councillors of Dubbo and Wellington.
- Submitted Mayoral Memo to the Daily Liberal.

Tuesday 31 May 2022

- Attended radio interview with DC FM.
- Attended along with Councillor Matt Wright, Council's Chief Executive Officer, Murray Wood and Member for Dubbo, the Hon. Dugald Saunders MP the official opening of the Amenities at the South Dubbo Oval and the Junior Rugby League Amenities at Apex Oval.
- Attended a meeting with Gary Barnes from Department of Regional NSW.

Wednesday 1 June 2022

- Attended DEVIOUS meeting.
- Attended Wellington Pipeline inspection with Member for Dubbo, the Hon. Dugald Saunders MP.
- Attended along with Councillors Jess Gough and Vicki Etheridge, Council's Chief Executive Officer Murray Wood and Member for Dubbo, the Hon. Dugald Saunders MP the official opening of the upgraded amenities at Kennard Park Wellington.
- Attended a meeting with Councillor Josh Black.

Thursday 2 June 2022

- Attended a meeting with Alex Langlands in relation to E-Scooters.
- Attended along with Council's Chief Executive Officer, Murray Wood a meeting with Stan Single in relation to the Dubbo Motorbike Rally.
- Attended a meeting with Council's Chief Executive Officer, Murray Wood.

- Attended along with Councillors Josh Black; Lewis Burns; Shibli Chowdhury; Jess Gough; Richard Ivey, Pam Wells; Matt Wright and Council's Chief Executive Office a Councillor Workshop

Friday 3 June 2022

- Attended radio interview with 2DU.
- Attended radio interview with DC FM.

Monday 6 June 2022

- Attended radio interview with 2BS.
- Attended radio interview with 2WEB.
- Attended interview with the Daily Liberal.
- Attended interview with Photo News.
- Attended along with Councillor Matt Wright, Council's Chief Executive Officer, Murray Wood, Director Strategy Partnerships and Engagement Natasha Comber, Director Development and Environment Stephen Wallace and Building Services Team Leader Peter Griffith a meeting with John Lupton.
- Submitted Mayoral Memo to the Daily Liberal.
- Attended along with Councillors Josh Black; Shibli Chowdhury; Vicki Etheridge; Jess Gough; Richard Ivey; Pam Wells and Matt Wright a Social Media Workshop.

Tuesday 7 June 2022

- Met with Shane Clews from Central West Limousines.
- Attended along with Councillors a meeting regarding the Macquarie River Master Plan.
- Attended the Hereford Show and Sale at the Dubbo Showground.
- Attended a meeting with Councillor Vicki Etheridge.
- Attended a meeting with Manager Governance and Internal Control Abbey Rouse and Administration Officer Mayor Sonia Fernando.
- Attended along with Councillor Matt Wright, Council's Chief Executive Officer Murray Wood, Director Strategy Partnerships and Engagement Natasha Comber, Director Development and Environment Stephen Wallace and a meeting with Steven Rosewell.
- Attended the Cheque Presentation to recipients of the Event Assistance Program 2021-2022 Round 2.

Wednesday 8 June 2022

- Attended radio interview with Triple M.
- Attended a meeting with Councillor Shibli Chowdhury.

Thursday 9 June 2022

- Attended the announcement of the naming rights of the Rhino Awards.
- Attended the Festival of Footy Best Dressed Business presentation to Boost Juice.
- Attended a meeting with Deputy Mayor, Councillor Richard Ivey.
- Attended along with Council's Chief Executive Officer, Murray Wood a meeting with Regional Cities NSW.
- Attended Committees Briefing

- Attended Standing Committee Meetings.
- Attended radio interview with Binjang Radio.

Friday 10 June 2022

- Attended radio interview with 2DU.
- Attended radio interview with DC FM.
- Attended ICAS Medal Presentation at St Laurence's Primary School.
- Attended the Kumi Taiko Information Session at the Western Plains Cultural Centre.



**DUBBO REGIONAL
COUNCIL**

**Report of the Infrastructure, Planning and
Environment Committee - meeting 9 June
2022**

AUTHOR:

**Administration Officer - Governance and
Internal Control**

REPORT DATE:

7 June 2022

The Council had before it the report of the Infrastructure, Planning and Environment Committee meeting held 9 June 2022.

RECOMMENDATION

That the report of the Infrastructure, Planning and Environment Committee meeting held on 9 June 2022, be adopted.



**REPORT
INFRASTRUCTURE, PLANNING AND
ENVIRONMENT COMMITTEE
9 JUNE 2022**

PRESENT: Councillors J Black, S Chowdhury, M Dickerson, V Etheridge, J Gough, R Ivey and P Wells.

ALSO IN ATTENDANCE:

The Chief Executive Officer, the Manager Governance and Internal Control, the Administration Officer Governance, the Director Strategy, Partnerships and Engagement, the Manager Economic Development and Marketing, the Communications Partner, the Director Development and Environment (D Quigley), the Director Infrastructure, the Director Community, Culture and Places, the Manager Recreation and Open Space and the Manager Macquarie Regional Library.

Councillor J Black assumed the chair of the meeting.

The proceedings of the meeting commenced at 5.35 pm.

IPEC22/23 LEAVE OF ABSENCE (ID22/1120)

A request for leave of absence was received from Councillors L Burns, D Mahon and M Wright who were absent from the meeting due to personal reasons.

Moved by Councillor M Dickerson and seconded by Councillor V Etheridge

MOTION

That such request for Leave of Absence be accepted and Councillors L Burns, D Mahon and M Wright be granted leave of absence from this meeting

CARRIED

For: Councillors J Black, S Chowdhury, M Dickerson, V Etheridge, J Gough, R Ivey and P Wells.

Against: Nil

IPEC22/24 CONFLICTS OF INTEREST (ID22/1123)

There were no conflicts of interest declared.

IPEC22/25 BUILDING SUMMARY - MAY 2022 (ID22/1033)

The Committee had before it the report dated 31 May 2022 from the Director Development and Environment regarding Building Summary - May 2022.

Moved by Councillor R Ivey and seconded by Councillor P Wells

MOTION

That the report of the Director Development and Environment, dated 31 May 2022, be noted.

CARRIED

For: Councillors J Black, S Chowdhury, M Dickerson, V Etheridge, J Gough, R Ivey and P Wells.

Against: Nil

The meeting closed at 5.36 pm.

.....
CHAIRPERSON



Report of the Culture and Community Committee - meeting 9 June 2022

AUTHOR: Administration Officer - Governance and
Internal Control
REPORT DATE: 7 June 2022

The Council had before it the report of the Culture and Community Committee meeting held 9 June 2022.

RECOMMENDATION

That the report of the Culture and Community Committee meeting held on 9 June 2022, be adopted.



REPORT
CULTURE AND COMMUNITY COMMITTEE
9 JUNE 2022

PRESENT: Councillors J Black, S Chowdhury, M Dickerson, V Etheridge, J Gough, R Ivey and P Wells.

ALSO IN ATTENDANCE:

The Chief Executive Officer, the Manager Governance and Internal Control, the Administration Officer Governance, the Director Strategy, Partnerships and Engagement, the Manager Economic Development and Marketing, the Communications Partner, the Director Development and Environment (D Quigley), the Director Infrastructure, the Director Community, Culture and Places, the Manager Recreation and Open Space and the Manager Macquarie Regional Library.

Councillor J Gough assumed the chair of the meeting.

The proceedings of the meeting commenced at 5.37 pm.

CCC22/21 LEAVE OF ABSENCE (ID22/1121)

A request for leave of absence was received from Councillors L Burns, D Mahon and M Wright who were absent from the meeting due to personal reasons.

Moved by Councillor M Dickerson and seconded by Councillor V Etheridge

MOTION

That such request for Leave of Absence be accepted and Councillors L Burns, D Mahon and M Wright be granted leave of absence from this meeting.

CARRIED

For: Councillors J Black, S Chowdhury, M Dickerson, V Etheridge, J Gough, R Ivey, and P Wells.

Against: Nil

CCC22/22 CONFLICTS OF INTEREST (ID22/1124)

There were no conflicts of interest declared.

**CCC22/23 COUNCIL POLICY - MAINTENANCE NATURE STRIPS AND LANEWAYS
(ID22/966)**

The Committee had before it the report dated 13 May 2022 from the Manager Operations regarding Council Policy - Maintenance Nature Strips and Laneways.

Moved by Councillor S Chowdhury and seconded by Councillor R Ivey

MOTION

That the Council Policy Maintenance of Nature Strips and Laneways, as attached at Appendix 2, be adopted.

CARRIED

For: Councillors J Black, S Chowdhury, M Dickerson, V Etheridge, J Gough, R Ivey and P Wells.

Against: Nil

**CCC22/24 TITAN MACQUARIE MUD RUN - LICENCE AGREEMENT FOR PART REGAND
PARK (ID22/1038)**

The Committee had before it the report dated 27 May 2022 from the Manager Recreation and Open Space regarding Titan Macquarie Mud Run - Licence Agreement for Part Regand Park.

Moved by Councillor M Dickerson and seconded by Councillor P Wells

1. That following community concern regarding the issuing of a licence agreement allowing the Titan Macquarie Mud Run (TMMR) to utilise the existing northern compound, the alternative southern site be offered and the TMMR be given four months to relocate to the new site.
2. That community respondents be advised of Council's decision thanking them for their contribution.

Moved by Councillor J Black and seconded by Councillor S Chowdhury

AMENDMENT

1. **That the Titan Macquarie Mud Run (TMMR) be issued a licence agreement allowing them to continue to utilise the existing northern compound that is operational land, and then to relocate to the new southern site after the March 2023 Mud Run Event and no later than 1 May 2023.**
2. **That community respondents be advised of Council's decision thanking them for their contribution.**

The amendment on being put to the meeting was carried.

CARRIED

The amendment then became the motion and on being put to the meeting was carried.

CARRIED

For: Councillors J Black, S Chowdhury, M Dickerson, V Etheridge, J Gough, R Ivey and P Wells.
Against: Nil

CCC22/25 RENAMING OF THE CROWN RESERVE R520039 TO TONY KELLY RESERVE (ID22/1111)

The Committee had before it the report dated 28 May 2022 from the Manager Recreation and Open Space regarding Renaming of the Crown Reserve R520039 to Tony Kelly Reserve.

Moved by Councillor S Chowdhury and seconded by Councillor V Etheridge

MOTION

That this item be deferred to the Ordinary council meeting held 23 June 2022.

CARRIED

For: Councillors J Black, S Chowdhury, M Dickerson, V Etheridge, J Gough, R Ivey and P Wells.
Against: Nil

CCC22/26 NSW PUBLIC OPEN SPACES LEGACY SHARED PATHWAY (BOARDWALK) UPDATE (ID22/1112)

The Committee had before it the report dated 28 May 2022 from the Manager Recreation and Open Space regarding NSW Public Open Spaces Legacy Shared Pathway (Boardwalk) Update.

Moved by Councillor S Chowdhury and seconded by Councillor P Wells

MOTION

- 1. That Council endorses the design for the Macquarie River Open Spaces Legacy shared pathway and plaza.**
- 2. That the current design of the pathway and plaza be publicised through a media release and social networks platforms.**

CARRIED

For: Councillors J Black, S Chowdhury, M Dickerson, V Etheridge, J Gough, R Ivey and P Wells.
Against: Nil

CCC22/27 MACQUARIE REGIONAL LIBRARY QUARTERLY ACTIVITY REPORT FOR JANUARY 2022 TO MARCH 2022 (ID22/1110)

The Committee had before it the report dated 28 May 2022 from the Manager Macquarie Regional Library regarding Macquarie Regional Library Quarterly Activity Report for January 2022 to March 2022.

The Committee received a presentation from the Manager Macquarie Regional Library regarding this item.

Moved by Councillor R Ivey and seconded by Councillor S Chowdhury

MOTION

That the Macquarie Regional Library Quarterly Performance Report for January 2022 to March 2022 be noted.

CARRIED

For: Councillors J Black, S Chowdhury, M Dickerson, V Etheridge, J Gough, R Ivey and P Wells.

Against: Nil

CCC22/28 PUBLIC ART STRATEGY DEVELOPMENT - PROPOSED CONSULTATION PROCESS (ID22/963)

The Committee had before it the report dated 12 May 2022 from the Cultural Development Coordinator regarding Public Art Strategy Development - Proposed Consultation Process.

Moved by Councillor M Dickerson and seconded by Councillor V Etheridge

MOTION

That the proposed Public Art Strategy consultation process be endorsed by Council.

CARRIED

For: Councillors J Black, S Chowdhury, M Dickerson, V Etheridge, J Gough, R Ivey and P Wells.

Against: Nil

CONFIDENTIAL SESSION

In accordance with Section 9(2A) Local Government Act 1993, in the opinion of the Chief Executive Officer, the following business is of a kind as referred to in Section 10A(2) of the Act, and should be dealt with in a Confidential Session of the meeting closed to the press and public.

The items listed come within the following provisions of the Act:

- CCC22/29 – Dubbo Public Library Community Needs Assessment and Feasibility Study *Section 10A(2)(c) – information that would, if disclosed, confer a commercial advantage on a person with whom the Council is conducting (or proposes to conduct) business.*

There were no submissions as to whether the meeting should be closed for a particular item.

At this junction it was moved by Councillor S Chowdhury and seconded by Councillor P Wells that the Council resolves into Closed Session, the time being 5.58 pm.

The Open Session resumed at 6.03 pm.

The Executive Manager Governance and Internal Control read out the following resolutions made in the closed session of the meeting.

CCC22/29 DUBBO PUBLIC LIBRARY COMMUNITY NEEDS ASSESSMENT AND FEASIBILITY STUDY (ID22/934)

The Committee had before it the report dated 10 May 2022 from the Manager Macquarie Regional Library regarding Dubbo Public Library Community Needs Assessment and Feasibility Study.

Moved by Councillor S Chowdhury and seconded by Councillor P Wells

That members of the press and public be excluded from the meeting during consideration of this item, the reason being that the matter concerned information that would, if disclosed, confer a commercial advantage on a person with whom the Council is conducting (or proposes to conduct) business (Section 10A(2)(c)).

Moved by Councillor J Black and seconded by Councillor V Etheridge

MOTION

1. That it be noted that Option B, to develop a new library facility at 139 Darling Street and 20 Carrington Avenue (adjacent to the Dubbo Regional Theatre and Convention Centre), is not considered feasible.
2. That the Chief Executive Officer undertake a strategic options analysis for future uses of the former Dubbo City Bowling Club at 72 Wingewarra Street, Dubbo.
 - a. That the options analysis include community engagement to identify and explore opportunities, issues and financial sustainability matters for Council to consider.
3. That a business case be developed that explores the opportunities for a public-private partnership and NSW-Australian Government funding to redevelop the existing library (29 Macquarie Street) site, Option A, for a library service and any additional uses.

Moved by Councillor M Dickerson and seconded by Councillor S Chowdhury

AMENDMENT

1. **That, for the basis of future options, Option B still be considered viable, noting a multi-storey option will provide the required floor space.**
2. **That the Chief Executive Officer undertake a strategic options analysis for future uses of the former Dubbo City Bowling Club at 72 Wingewarra Street, Dubbo.**
 - a. **That the options analysis include community engagement to identify and explore opportunities, issues and financial sustainability matters for Council to consider.**

3. That a business case be developed that explores the opportunities for a public-private partnership and NSW-Australian Government funding to redevelop the existing library (29 Macquarie Street) site, Option A, for a library service and any additional uses.

The amendment on being put to the meeting was carried.

CARRIED

The amendment then became the motion and on being put to the meeting was carried.

CARRIED

For: Councillors J Black, S Chowdhury, M Dickerson, V Etheridge, J Gough, R Ivey and P Wells.

Against: Nil

The meeting closed at 6.04 pm.

.....
CHAIRPERSON



Report of the Corporate Services Committee - meeting 9 June 2022

AUTHOR: Administration Officer - Governance and
Internal Control
REPORT DATE: 7 June 2022

The Council had before it the report of the Corporate Services Committee meeting held 9 June 2022.

RECOMMENDATION

That the report of the Corporate Services Committee meeting held on 9 June 2022, be adopted.



REPORT
CORPORATE SERVICES COMMITTEE
9 JUNE 2022

PRESENT: Councillors J Black, S Chowdhury, M Dickerson, V Etheridge, J Gough, R Ivey and P Wells.

ALSO IN ATTENDANCE:

The Chief Executive Officer, the Manager Governance and Internal Control, the Administration Officer Governance, the Director Strategy, Partnerships and Engagement, the Manager Economic Development and Marketing, the Communications Partner, the Director Development and Environment (D Quigley), the Director Infrastructure and the Director Community, Culture and Places.

Councillor M Dickerson assumed the chair of the meeting.

The proceedings of the meeting commenced at 6.05 pm.

CSC22/23 LEAVE OF ABSENCE (ID22/1122)

A request for leave of absence was received from Councillors L Burns, D Mahon and M Wright who were absent from the meeting due to personal reasons.

Moved by Councillor S Chowdhury and seconded by Councillor J Black

MOTION

That such request for Leave of Absence be accepted and Councillors L Burns, D Mahon and M Wright be granted leave of absence from this meeting

CARRIED

For: Councillors J Black, S Chowdhury, M Dickerson, V Etheridge, J Gough, R Ivey and P Wells.

Against: Nil

CSC22/24 CONFLICTS OF INTEREST (ID22/1125)

There were no conflicts of interest declared.

**CSC22/25 ECONOMIC DEVELOPMENT UPDATE: SKILLS ATTRACTION AND RETENTION
(ID22/1119)**

The Committee had before it the report dated 30 May 2022 from the Manager Economic Development and Marketing regarding Economic Development Update: Skills Attraction and Retention.

The Committee received a presentation from the Manager Economic Development regarding this item.

Moved by Councillor J Gough and seconded by Councillor S Chowdhury

MOTION

That Council note the presentation and support the focus of Economic Development to support skills attraction and retention including the sales and development of the 2022/2023 New Resident Guide.

CARRIED

For: Councillors J Black, S Chowdhury, M Dickerson, V Etheridge, J Gough, R Ivey and P Wells.
Against: Nil

**CSC22/26 SUBDIVISION PLANNING APPROVALS PROCESS - SERVICE REVIEW UPDATE
(ID22/992)**

The Committee had before it the report dated 19 May 2022 from the Manager Customer Experience regarding Subdivision Planning Approvals Process - Service Review Update.

Moved by Councillor S Chowdhury and seconded by Councillor V Etheridge

MOTION

That the information contained within the report of the Manager Customer Experience, dated 19 May 2022, be noted.

CARRIED

For: Councillors J Black, S Chowdhury, M Dickerson, V Etheridge, J Gough, R Ivey and P Wells.
Against: Nil

**CSC22/27 INVESTMENT UNDER SECTION 625 OF THE LOCAL GOVERNMENT ACT - MAY
2022 (ID22/1028)**

The Committee had before it the report dated 1 June 2022 from the Chief Financial Officer regarding Investment Under Section 625 of the Local Government Act - May 2022.

Moved by Councillor S Chowdhury and seconded by Councillor J Gough

MOTION

That the information contained within the Investment under Section 625 of the Local Government Act report, dated 1 June 2022, be noted.

CARRIED

For: Councillors J Black, S Chowdhury, M Dickerson, V Etheridge, J Gough, R Ivey and P Wells.
Against: Nil

**CSC22/28 WELLINGTON AERODROME AND RECREATION PARK HANGAR LEASE FEES
(ID22/1126)**

The Committee had before it the report dated 31 May 2022 from the Manager Dubbo Regional Airport regarding Wellington Aerodrome and Recreation Park Hangar Lease Fees.

Moved by Councillor R Ivey and seconded by Councillor J Gough

MOTION

- 1. That future non-powered hangar sites at Wellington Aerodrome and Recreation Park be leased with a 5 + 5 year option, at \$1.50 per square meter, with CPI applied annually.**
- 2. That it be noted that this rate represents 25% of the Dubbo Airport fees.**

CARRIED

For: Councillors J Black, S Chowdhury, M Dickerson, V Etheridge, J Gough, R Ivey and P Wells.
Against: Nil

The meeting closed at 6.32 pm.

.....

CHAIRPERSON



DUBBO REGIONAL
COUNCIL

NOTICE OF MOTION: Advertising Banners on the LH Ford Bridge

REPORT DATE: 7 June 2022

FILE: ID22/1136

Council had before it a Notice of Motion dated 7 June 2022 from Councillor S Chowdhury regarding the Advertising Banners on the LH Ford Bridge as follows:

That the CEO provides a report to the July Ordinary Council meeting regarding the viability of displaying advertisement banners and/or flags on the lighting infrastructure on the LH Ford Bridge.

RECOMMENDATION

That the CEO provides a report to the July Ordinary Council meeting regarding the viability of displaying advertisement banners and/or flags on the lighting infrastructure on the LH Ford Bridge.

Shibli Chowdhury
Councillor

SC
Councillor

APPENDICES:

- 1 [Signed Notice of Motion - Advertising Banners on the LH Ford Bridge - Clr S Chowdhury](#)

Councillor Shibli Chowdhury
PO Box 81
DUBBO NSW 2830

7 June 2022

The Chief Executive Officer
Dubbo Regional Council
PO Box 81
DUBBO NSW 2830

Dear Murray

NOTICE OF MOTION – ADVERTISING BANNERS ON THE LH FORD BRIDGE

I would like to place the following notice of motion on the agenda for the June Ordinary meeting of Council.

That the CEO provides a report to the July Ordinary Council meeting regarding the viability of displaying advertisement banners and/flags on the lighting infrastructure on the LH Ford Bridge.

Yours faithfully



Shibli Chowdhury
Councillor



DUBBO REGIONAL
COUNCIL

NOTICE OF MOTION: Exploring Options for the NSW Destination Charging Grant

REPORT DATE: 16 June 2022

FILE: ID22/1183

Council had before it a Notice of Motion dated 16 June 2022 from Councillor R Ivey regarding the Exploring Options for the NSW Destination Charging Grant as follows:

That the CEO provide a report to the July Ordinary Council meeting detailing Council sites most suitable for installation of electric vehicle chargers per the NSW Destination Charging Grant offer and seeking approval to apply to the NSW Government Grant for funding assistance to install chargers at those recommended sites.

RECOMMENDATION

That the CEO provide a report to the July Ordinary Council meeting detailing Council sites most suitable for installation of electric vehicle chargers per the NSW Destination Charging Grant offer and seeking approval to apply to the NSW Government Grant for funding assistance to install chargers at those recommended sites.

Richard Ivey
Councillor

RI
Councillor

APPENDICES:

- [1](#) Signed Notice of Motion - Exploring Options for the NSW Destination Charging Grant
- Clr R Ivey

Councillor Richard Ivey
PO Box 81
DUBBO NSW 2830

16 June 2022

The Chief Executive Officer
Dubbo Regional Council
PO Box 81
DUBBO NSW 2830


Dear Murray

NOTICE OF MOTION – EXPLORING OPTIONS FOR THE NSW DESTINATION CHARGING GRANT

I would like to place the following notice of motion on the agenda for the June Ordinary meeting of Council.

That the CEO provide a report to the July Ordinary Council meeting detailing Council sites most suitable for installation of electric vehicle chargers per the NSW Destination Charging Grant offer and seeking approval to apply to the NSW Government Grant for funding assistance to install chargers at those recommended sites.

Yours faithfully



Richard Ivey
Councillor



DUBBO REGIONAL
COUNCIL

NOTICE OF MOTION: Update to Dubbo Transportation Strategy Implementation

REPORT DATE: 16 June 2022

FILE: ID22/1184

Council had before it a Notice of Motion dated 16 June 2022 from Councillor M Wright regarding the Update to Dubbo Transportation Strategy Implementation as follows:

That the CEO provide a report to the September Ordinary Council meeting providing an update on the implementation of the Dubbo Transportation Strategy.

RECOMMENDATION

That the CEO provide a report to the September Ordinary Council meeting providing an update on the implementation of the Dubbo Transportation Strategy.

Matthew Wright
Councillor

MW
Councillor

APPENDICES:

- [1](#) Signed Notice of Motion - Update to Dubbo Transportation Strategy Implementation
- Clr M Wright

Councillor Matthew Wright
PO Box 81
DUBBO NSW 2830

16 June 2022

The Chief Executive Officer
Dubbo Regional Council
PO Box 81
DUBBO NSW 2830


Dear Murray

NOTICE OF MOTION – UPDATE TO DUBBO TRANSPORTATION STRATEGY IMPLEMENTATION

I would like to place the following notice of motion on the agenda for the June Ordinary meeting of Council.

That the CEO provide a report to the September Ordinary Council meeting providing an update on the implementation of the Dubbo Transportation Strategy.

Yours faithfully


Matthew Wright
Councillor



REPORT: Management Options of Council's Aquatic Leisure Centres

DIVISION: Organisational Performance
REPORT DATE: 28 February 2022
TRIM REFERENCE: ID22/394

EXECUTIVE SUMMARY

Purpose	Addressing Council resolution Provide review or update	
Issue	<ul style="list-style-type: none"> Council is seeking detailed information regarding the operations of Councils Aquatic Leisure Centres, including financial performance, benchmarking and management options. 	
Reasoning	<ul style="list-style-type: none"> Response to a Council resolution requesting information supplied. 	
Financial Implications	Budget Area	Aquatic Leisure Centres
	Funding Source	Operational expenditure is funded via fees and charges as well as general rates
	Proposed Cost	There are no financial implications arising from this report
Policy Implications	Policy Title	There are no policy implications arising from this report

STRATEGIC DIRECTION

The 2040 Community Strategic Plan is a vision for the development of the region out to the year 2040. The Plan includes five principle themes and a number of strategies and outcomes. This report is aligned to:

Theme: 4 Community Leadership
 CSP Objective: 4.3 The resources of Council are appropriately managed
 Delivery Program Strategy: 4.3.8 Council is financially sustainable and has the ability to maintain infrastructure and deliver services at the adopted service levels as agreed with the community

RECOMMENDATION

That Council note the information regarding the Operations of Councils Aquatic Leisure Centres.

Murray Wood
Chief Executive Officer

DF
Director Organisational Performance

BACKGROUND

Dubbo Regional Council operates three aquatic leisure centres across the local government area, the Dubbo Aquatic Leisure Centre (DALC), the Wellington Aquatic Leisure Centre (WALC) and the Geurie Aquatic Leisure Centre (GALC).

Council determined in 2019 that all facilities be managed in house.

Prior to 2019 Council operated under different models.

Dubbo Aquatic Leisure Centre

Prior to 2019 DALC operated through an external management entity, who had held the contract since 2006/2007. Under the contract an annual retainer was paid, plus a cost sharing arrangement (50:50) for all income generated through pool entry. All income generated through Learn to Swim/Water Aerobic Programs etc., was retained by the contractor. The contractor was responsible for ensuring the necessary supervisory staffing levels were adhered to, and was responsible for all staff costs. The contractor was responsible for maintaining the cleanliness of the facility. All operating expenses including water, electricity and gas is paid by Council, as is asset maintenance and capital works.

Wellington Aquatic Leisure Centre and Geurie Aquatic Leisure Centre

The WALC and the GALC previously operated under an internal arrangement under the former Wellington Council. Following the amalgamation in 2016 this arrangement continued until 2019. Under this arrangement Council had been responsible for all costs associated with the operation of the pools and retained all income, apart from the kiosk at WALC for which Council paid \$6,000 to an external party to operate. Any learn to swim programs were run through the Wellington Amateur Swim Club.

Previous Resolutions of Council

25 March 2019 (in part)	<ol style="list-style-type: none">2. That it be noted that the Dubbo Aquatic Leisure Centre Management contract with B and N Aquatics is set to conclude at the end of March 2019 in line with the terms of the contract (with a one month extension to the end of April 2019).3. That a letter sent to B and N Aquatics recognising their service of 12 years in the management of the Dubbo Aquatic Leisure Centre, and to the Dubbo community.4. That the management of the Dubbo Aquatic Leisure Centre be brought in-house and the identified budget included in the 2019/2020 budget considerations.5. That all three pool complexes, Dubbo Aquatic Leisure Centre, Wellington Memorial Pool and Geurie Aquatic Leisure Centre be managed internally of Council under the Recreation and Open Space function.6. That the Wellington Memorial Pool Complex be renamed Wellington Aquatic Leisure Centre to reflect the additional
----------------------------	--

	facilities on offer at the redeveloped pool complex, and to bring in line with the existing naming conventions of the Dubbo Aquatic Leisure Centre and Geurie Aquatic Leisure Centre.
28 October 2021	<ol style="list-style-type: none"> 1. That the report by Manager Aquatic Leisure Centres, dated 15 October 2021, be noted. 2. That the Botanic Gardens Café's operational viability be reviewed with consideration to close, remove, or transfer to contract-management model via an Expression of Interest.
24 February 2022	<ol style="list-style-type: none"> 1. That the Chief Executive Officer provide to the June 2022 Council meeting a report addressing ongoing management options of Council's Aquatic Leisure Centres. 2. That the report examine a range of factors including but not limited to: <ul style="list-style-type: none"> • The advantages and disadvantages of in-house management and external (contract) management; • Financial analysis of each option (including projected one off and ongoing finance implications); • Analysis of historical (5 years) financial and attendance performance; • Analysis of any available benchmarking.

REPORT

Management Models

In 2019 Council engaged the Western Research Institute (WRI) to undertake a Pool Management Analysis on the basis of three management options described below:

1. **Mixed Management** – This is the model that previously operated at DALC prior to Council decision to manage the facilities in house. This model involves paying an external contractor a weekly retainer, plus a cost share (say 50:50) of any income generated. DRC picks up the running expenses (such as gas and electricity) and asset maintenance of the facility. The contractor is responsible for staffing and day to day operations.

The format of such an option is not fixed, and would be subject to Council tender documents and final submissions.

This approach has the advantages of potentially reducing costs. Staff costs, which make up 60-70% of a facilities expenditures, would be carried by the contractor. This would be offset by the retainer paid.

There is the potential for increased income generation as there is a direct incentive for the operator to generate additional revenue. However additional revenue is often

linked to additional expenditures, such as staffing and programming costs, which would be borne by the contractor.

Further, with Council funding utilities, there may be a temptation by the contractor not to use pool blankets or other cost saving methods to save on staffing costs, or not to properly undertake routine maintenance, noting that should key items fail it would be at Council's expense.

While these risks can be addressed via carefully developed tender documents and contracts, it will require significant contract supervision.

It is suggested that this approach is too complex and requires significant supervision to manage a suite of facilities. However, it might be a suitable approach for a facility such as Geurie Pool, which is a relatively simple operation and may suit a community group or single operator.

2. **Fully external** – A tender would be advertised offering a management entity the opportunity to operate all three pool complexes and retain all income generated. It is likely that DRC would still need to pay a retainer to the successful contractor and assume responsibility for larger asset maintenance/capital works items.

This option provides the key benefits of the mixed management model described above, but is much clearer from a roles and responsibility perspective. The work undertaken by WRI indicated that external management was the best financial option for the Council.

The Council team may be able to negotiate more flexible working arrangements that are better suited to aquatic centre operations to ensure that a competitive bid is submitted. Whilst there would be some resource implications for the development of an in-house bid, as the focus of some staff would be on the bid, there would be advantages from an industrial relations and general staff morale perspective.

Again contracts would need to be carefully drafted, and supervision needed. Should an in-house bid be considered and successful, consideration would need to be given to an appropriate "client - provider" split to ensure probity is maintained.

3. **Fully internal** – Council retain management of the three complexes under direct Council management. This is an extension of the existing arrangement. Council would be responsible for all outgoings, retain all income, staffing and promotion and potentially increase the aquatic programs offered to the public (further increase in income).

An advantage of the internal management model is that Council has greater or direct controls over the service levels, service priorities as well as fees and charges. An example of service priorities might provide significant benefit to the targeted group, but might not be the financially beneficial use of the pool space at that time. Whilst these

situations can be facilitated with an external or mixed management approach, there may be a need to vary contracts etc.

While the WRI report identified External Management as the most cost effective, Council determined to fully internalise the operation/management of the Aquatic Leisure Centres.

Below is an extract from the 2019 report which recommended the facilities be operated via an in-house approach;

This proposal is based on the following:

1. *Currently we are undertaking master planning on the DALC, and it is possible that additional facilities (indoor pool, additional water play areas, etc) may be added to the current pool complex.*

It is reasonable to expect that an external contractor would require a level of surety in length of tenure and income, at least a five year period with a possible five year option to extend. Any significant changes to the DALC, eg: indoor pool or additional water rides, would become variations to the contract. Council would be at a distinct disadvantage in negotiating a cost effective variation.

2. *The Wellington Memorial Pool Complex is scheduled to reopen after a full redevelopment of the facility in October 2019. It would be beneficial for Council staff to become familiar with the operation of this complex and provides Council staff to ensure that any defects in the new complex's systems are rectified.*
3. *Operating under a fully internal management model for an extended period of time would enable an accurate base line to be established in terms of costs versus income.*
4. *Operating under a fully internal management model would allow the establishment of a comprehensive learn to swim/water aerobics program to be implemented to meet the community needs.*
5. *Following a recent risk assessment of the Aquatic Leisure Centres which identified that there is a significant gap in our Policies and Procedures in the operation of our pools. This gap needs to be rectified prior to the 2019/2020 season.*

Financial Assessment of Each Model

The WRI report identified External Management as the most cost effective method of managing Council's Aquatic Centres. This was followed by the Mixed Management Model and then In-house Management.

It is difficult to assess or provide likely financial impacts of each model within the scope of this assessment. The extent of potential savings would require a more detailed assessment.

Operational expenditure for Aquatic Leisure Centres is largely made up of staff costs, utilities and maintenance. Percentages of the total expenditure is detailed below in **Table 1**.

Item	2021/2022
Labour	65-70%
Electricity	7-10%
Gas	5-7%
Chemicals	4-5%
Minor maintenance/cleaning	1-4%
Other	9-4%

Table 1: Aquatic Leisure Centres Cost break down

With utilities, chemicals, and minor maintenance/cleaning relatively fixed in terms of cost, the major area for opportunity to reduce costs is within the labour costs area. That said, aquatic facilities do need to meet supervision standards regarding lifeguard to patron ratios.

Reductions in staff costs might be achieved by a number of ways including:

- Implementing flexible annualised salary arrangements;
- More effective rostering linked to attendance;
- Target opening of canteen, slide and other service elements to maximise surplus from these elements;
- Flexible operational hours during shoulder months (closing during low attendance periods);
- Site specific enterprise agreement that better reflects operational needs;
- Reduced hourly rates via different awards (see below); and/or
- Optimise management attention between administrative tasks and direct service provision, reducing use of casual staff.

Table 2 below highlights Council’s Salary System rates, which are based on the Local Government Award, and the Fitness Industry Award rates for service provision staff such as lifeguards, swim teachers and customer service staff. The rates below are entry level rates and exclude any loadings or penalty rates.

	Council’s Salary System	Fitness Industry Award
Swim Instructor	\$26.42	\$22.46
Life Guard	\$26.42	\$22.46
Customer Experience	\$24.93	\$20.92

Table 2 – Council’s Salary System versus Fitness Industry Award

Benchmarking data later in this report does not show labour costs to be significantly outside the benchmarks.

The other opportunity relates to improved performance from a revenue perspective. This can be achieved via number of ways

- More effective marketing and promotion
- Increased range of programs and activities
- Increased secondary spending

Benchmarking data later in this report shows the facilities attract a higher proportion of the catchment population than the benchmark.

External Management Tender – Impact on Council

Any improvement in operational financial performance as a result of a tender process, noting that Council may choose to submit an in-house bid, would be partially offset by both one-off costs and ongoing costs.

One-off costs would include:

- Tender documentation development, including detailed descriptions of service standards required across a range of elements of management.
- Contract development /in-house agreement development.
- Tender assessment, including the use of industry expert advice and probity advisors.
- Redundancy payments for Council staff if management of the facilities is outsourced.

These costs would be amortised across the length of the contract or in-house agreement. It is expected these costs would be in the range of \$150K - \$200K.

Ongoing costs would include contract supervision. This might equate to \$50K per annum in staff time, but would increase if there were performance issues.

In theory there would be a reduction in Council overhead, such as payroll and accounts, but it would be unlikely these would be materialised in the first instance. However, overtime these may turn into real cost savings as the organisation evolves and new technologies are introduced.

A cost consideration is the cost of Council determining at a future date to resume management of the facilities if it was unhappy with the external model. This relates to the development of the necessary expertise, policy and procedures to re-establish the operations via Council staff. Whilst this cost may be significant, it should not deter Council from pursuing an external management model, as a decision to revert back to an in house management model would likely reflect less than optimal outcome under the external model being achieved or changes in market conditions.

Financial Performance 2016/2017 – 2021/2022

Net Cost (revenue – less expenditure)

The graph (Figure 1) below highlights the net costs related to the operation of the Aquatic Leisure Centres since 2016/2017 season.

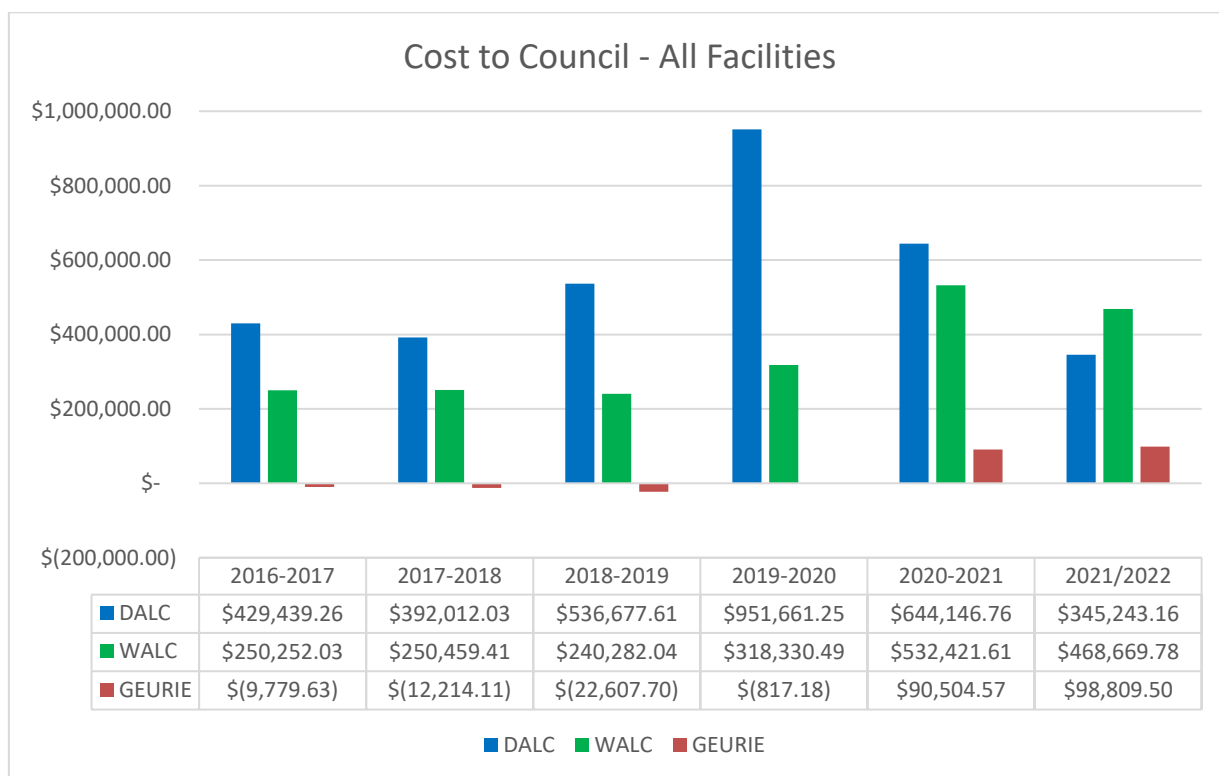


Figure 1. Net cost to Council of the aquatic facilities

The table above highlights the improved financial performance of Council’s aquatic facilities, particularly the Dubbo Aquatic Leisure Centre, in recent years. There have been a number of impacts on the operations of the facilities which are explained later in this report.

Operational Expenditure

The graph below (Figure 2) highlights the operational expenditure incurred due to operation of the Aquatic Leisure Centres since 2016/2017 season.

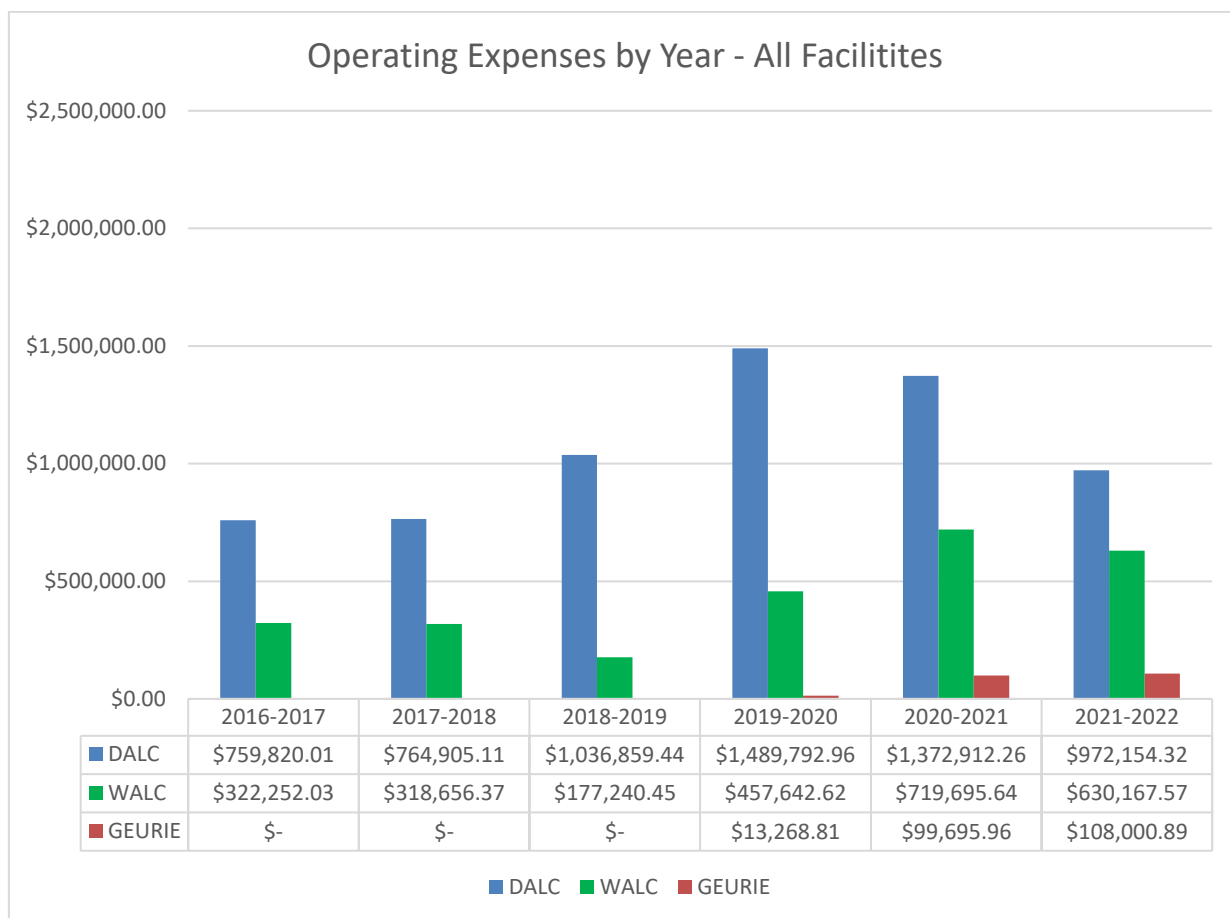


Figure 2. Operational expenditure at the aquatic facilities

Revenue

Dubbo Region Aquatic Leisure Centres have seen an increase in income (from 2016/2017 to 2021/2022) due largely to the internal management of cafés, merchandise sales and Learn to Swim programs (see **Figure 3**). This additional revenue is partially offset by additional expenditure. Previously, all profits from these sources were received by those contracting the facilities.

Also note that the income for 2020/2021 includes \$135,000 grant funding. With that removed, the income for that year was \$593,765.

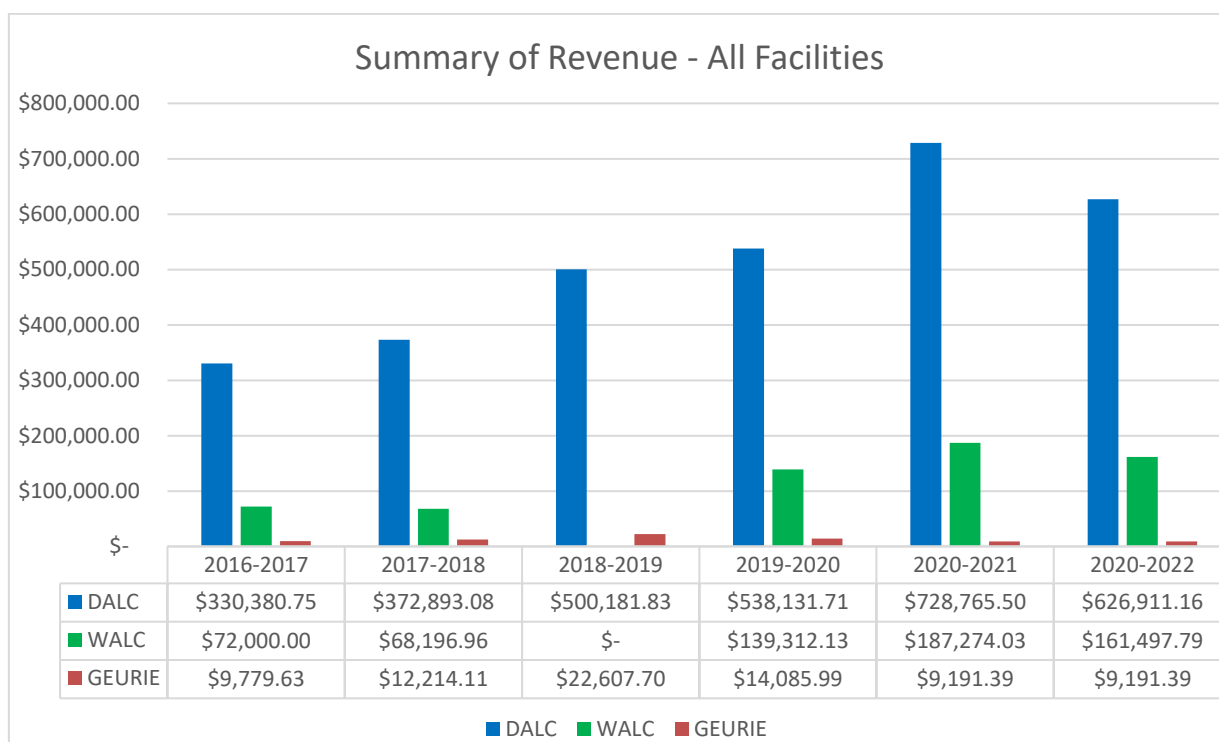


Figure 3. Revenue of aquatic facilities

Table 3 below provides a detailed breakdown of sources of income over the past six years across each facility.

INCOME REPORTS - ALL AQUATIC LEISURE CENTRES

Actuals

DALC	2016-2017	2017-2018	2018-2019	2019-2020	2020-2021	2021-2022
Carnivals	\$ 16,913.80	\$ 14,584.86	\$ 13,422.90	\$ 21,985.83	\$ 13,583.26	\$ 13,404.04
Swimming Club Fees / Facility Hire	\$ 25,170.91	\$ 26,373.92	\$ 25,109.29	\$ 18,786.44	\$ 17,815.89	\$ 64,092.60
General Admission	\$ 224,978.04	\$ 251,329.08	\$ 330,218.81	\$ 232,612.01	\$ 208,226.94	\$ 205,283.47
Water Slide Receipts (DALC Only)	\$ 43,191.21	\$ 51,332.59	\$ 61,566.28	\$ 21,861.74	\$ 41,346.34	\$ 53,492.00
Fitness Passport	\$ 17,927.26	\$ 27,916.37	\$ 69,864.55	\$ 58,241.56	\$ 53,921.47	\$ 50,670.00
Learn to Swim & Aquatic Programs	\$ -	\$ -	\$ -	\$ 40,220.68	\$ 59,434.24	\$ 27,124.10
Café Income				\$ 127,058.90	\$ 186,337.55	\$ 194,293.95
Merchandise Sales				\$ 7,364.55	\$ 13,099.81	\$ 18,551.00
Grants	\$ 2,199.53	\$ 1,356.26	\$ -	\$ 10,000.00	\$ 135,000.00	\$ -
	\$ 330,380.75	\$ 372,893.08	\$ 500,181.83	\$ 538,131.71	\$ 728,765.50	\$ 626,911.16

WALC	2016-2017	2017-2018	2018-2019	2019-2020	2020-2021	2020-2022
Carnivals				\$ 859.54	\$ 2,653.73	\$ 8,448.81
Swimming Club Fees / Facility Hire				\$ 567.27	\$ 32,782.68	\$ 12,761.43
General Admission	\$ 72,000.00	\$ 68,196.96	\$ -	\$ 73,805.50	\$ 44,953.46	\$ 49,420.55
Water Slide Receipts (DALC Only)				\$ -	\$ -	\$ -
Fitness Passport				\$ 8,152.36	\$ 11,480.73	\$ 9,320.00
Learn to Swim & Aquatic Programs				\$ 1,124.20	\$ 39,672.49	\$ 19,590.00
Café Income				\$ 51,151.45	\$ 55,400.72	\$ 56,079.00
Merchandise Sales				\$ 3,651.81	\$ 330.22	\$ 5,878.00
Grants				\$ -	\$ -	\$ -
	\$ 72,000.00	\$ 68,196.96	\$ -	\$ 139,312.13	\$ 187,274.03	\$ 161,497.79

GEURIE	2016-2017	2017-2018	2018-2019	2019-2020	2020-2021	2020-2022
Carnivals						
Swimming Club Fees / Facility Hire						\$ 2,310.00
General Admission	\$ 9,779.63	\$ 12,214.11	\$ 22,607.70	\$ 14,085.99	\$ 9,191.39	\$ 7,441.80
Water Slide Receipts (DALC Only)						
Fitness Passport						\$ 623.10
Learn to Swim & Aquatic Programs						\$ 2,420.00
Café Income						
Merchandise Sales						
Grants						
	\$ 9,779.63	\$ 12,214.11	\$ 22,607.70	\$ 14,085.99	\$ 9,191.39	\$ 12,794.90

Total	2016-2017	2017-2018	2018-2019	2019-2020	2020-2021	2020-2022
	\$ 412,160.38	\$ 453,304.15	\$ 522,789.53	\$ 691,529.83	\$ 925,230.92	\$ 801,203.85

Table 3. Sources of income of aquatic facilities

Operational Impacts

When reviewing expenses and revenue over the six year period, the following circumstances should be noted due to their impact on expenditure:

2016/2017

- Council amalgamation.
- DALC operated by contractor.
- WALC Café and Admissions leased to third party (Lifeguards managed internally).
- No cost sharing or central facility management.

2017/2018

- DALC operated by contractor.
- WALC Café and admissions leased to third party (Lifeguards managed internally).
- No cost sharing or central facility management.

2018/2019

- Works begin on new Wellington Aquatic Leisure Centre – facility closed. Savings to expenditure as staff not required on site.
- Splash Park installed at DALC - increase to annual costs associated with additional supervisory staff, electricity and chemical usage.
- DALC transferred to Council management (post season closure May 2019).
- Interim staffing structure implemented to ensure all supervisory requirements are in line with Royal Life Saving Guidelines.

2019/2020

- Employment of Dubbo Region Aquatic Leisure Centres Manager and central Swim and Water Activities Officer and Assistant.
- Branding continuity introduced across all facilities including signage and uniforms, providing fresh, professional and contemporary centres.
- DALC cleaning contract outsourced.
- Wellington Aquatic Leisure Centre opens to the public 16 November 2019 (27 week season).
- Introduction of Botanic Garden Café under aquatic management. This facility has operated at a loss since opening.
- Membership fees dramatically reduced through Council resolution.

2020/2021

- Gas expenditure increased dramatically between 2019/2020 (\$62,000.00) and 2020/2021 (\$128,000.00) due to WALC facility renewal (pools were not heated prior to 2018/2019). The boiler was not utilised during the 2019/2020 season due to late opening (November) and a hot, dry summer period.

2021/2022

- A new staff structure was developed and implemented focused upon greater numbers of full-time permanent staff. This will enhance program development and asset maintenance during the off season and reduce renaissance on casual staff. Staff have been engaged on an annualised hours arrangement where they work longer hours during the summer season, taking leave and working shorter hours during the winter months.
- Botanic Garden Café ceased operation.

Benchmarking

The benchmarks detailed below are from the University of South Australia, (CERM) Aquatic Performance Indicators Project. Due to the impacts of COVID-19 related closures, the benchmarks listed as CERM benchmarks cover the period 2017/2018 to 2019/2020 to provide a “stable set of indicators.” The Dubbo Regional Council data relates to the 2020/2021 financial year. CERM benchmarks for 2020/2021 are not typically available until later in the calendar year.

That data used is Australia wide and the number of facilities in group 5 (outdoor facilities) and providing data is 65. Typically the facilities included in the data set have a catchment population of 5,000 or more. The benchmark is the median result.

Finance Benchmarks

	CERM Benchmark	Dubbo ALC	Wellington ALC	Geurie Pool
Expense recovery	61%	64%	25%	12%
Gross Receipts	\$338,376	\$626,911	\$161,497	\$12,794
Gross Expenditure	\$665,278	\$972,154	\$630,167	\$108,000
Receipts per visit	\$6.01	\$8.12	\$8.11	\$3.99
Secondary Spend	\$0.97	\$2.76	\$3.11	n/a
Subsidy per visit	\$3.85	\$4.47	\$23.53	\$29.73
Subsidy	\$326,902	\$345,234	\$468,670	\$95,206

Table 4. Financial benchmarks

Table 4 above highlights some of the key finance performance indicators. Important to note is that outdoor standalone facilities do not typically generate a surplus, with the subsidy overall being \$326,902, the median expense recovery is 61% and subsidy per visit is -\$3.85.

DALC performs reasonably well against the benchmark, exceeding the expense recovery bench mark (64%) and relatively close to the subsidy overall and subsidy per visit (\$4.47). The receipts per visit at DALC clearly exceed the benchmark, boosted by the secondary spend per visit which clearly exceeds the benchmark and would account for the overall favourable outcome.

The expense recovery at WALC (25%) is well behind the performance indicator. Expenses incurred at WALC is marginally under the benchmark (\$630K), but significantly below the revenue benchmark. This results in a subsidy per visit of \$23.53. The receipts per visit at

WALC clearly exceed the benchmark, boosted by the secondary spend per visit which clearly exceeds the benchmark and would account for the overall favourable outcome.

With a catchment population of less than 5,000, the benchmarks have questionable merit at Geurie Pool. A key highlight is the cost per visit at \$29.73.

Services Benchmarks

	CERM Benchmark	Dubbo ALC	Wellington ALC	Geurie Pool
Total Visits	64,897	77,116	19,911	3,202
Catchment Population (5km)	46,000	38,943	4,839	752
Catchment Multiple	1.4	2	4.1	4.2

Table 5. Service benchmarks

Table 5 indicates that the key measures from this set of indicators is that all three of Council's facilities exceed the catchment multiple (number of visits by head of population).

Both WALC and Geurie Pool attract a catchment multiple of 4.1 and 4.2 respectively, and whilst the number of attendees is well below the benchmark it highlights these facilities are well utilised by the smaller populations that they serve. DALC also performs very well attracting a higher visitation from a smaller catchment population than the benchmark.

This data would support a view that the facilities are well used and supported by the community.

Staffing Benchmarks

	CERM Benchmark	Dubbo ALC	Wellington ALC	Geurie Pool
Labour Costs	\$438,176	\$657,398	\$435,340	\$86,623
Labour Costs to receipts	106%	105%	269%	677%
Labour Cost Share	65%	67%	69%	80%
Labour cost per visit	\$6.71	\$8.50	\$21.86	\$27.05
Life Guard – entry level/Hr	\$26	\$26.42	\$26.42	\$26.42
Swim instructors – entry level/Hr	\$25	\$26.42	\$26.42	\$26.42
Customer Service/hour	\$25	\$24.93	\$24.93	\$24.93

Table 6. Staffing benchmarks

Table 6 is a set of Indicators that highlight that whilst DALC incurs greater levels of staffing costs in “raw” terms, the labour cost to receipts (labour costs compared to total revenue) and labour cost share (labour costs as part of the total expenditure) compare well within the benchmarks. This would tend to suggest that higher staff costs are linked to the increased revenue and attendances at the centre.

Equally, whilst the WALC compares well with the benchmark in terms of labour costs, and close in terms of labour cost share, the smaller attendances and revenue impacts significantly on the labour costs to receipts inductor and the labour cost per visit.

The CERM PI benchmark hourly rates are an industry data set median. The rates quoted earlier in the report are specific to the Fitness Industry Award. The rates applicable to Council staff reflect the Local Government Award.

With a catchment population of less than 5,000 the benchmarks have questionable merit at Geurie Pool.

Summary

In broad terms, DALC performs in accordance with the industry median in most categories, and exceeds in a number of areas such as attendance. As seen elsewhere in this report expenditure at this facility has reduced in recent years, and it is important that management continue to focus on this element, as well as introducing more programming.

Interestingly, the WALC performs reasonably well in terms of expenditure and staffing related benchmarks. This is reasonable to expect given the facility could be described as a “typical” outdoor aquatic facility. In benchmarking terms, it suffers as a result of comparatively low attendance, but this is due to the relatively small catchment population. As facility exceeds the benchmark for attendance per population by nearly a factor of four, it is easy to argue the facility performs well in attracting patrons.

Whilst WALC performs to the benchmarks related to labour costs, its smaller attendances may give rise to an opportunity to reduce labour costs by more efficient rostering.

With a catchment population of less than 5,000, the benchmarks have questionable merit at Geurie Pool. As noted the facility attracts a small number of attendances, however the facility is located within a very small catchment and has a catchment multiple of 4.1, well exceeding the benchmark. The data indicates that each visit at Geurie Pool costs the Council \$29.73 and approximately \$100K per annum. It is difficult to see these results improving significantly through improved operations alone, and a review of the facility/service provided maybe warranted.

Consultation

- This was a collation of data exercise, and little consultation was necessary. The Manager Aquatic Leisure Centres and staff are aware of the Council resolution and this report. They have assisted in providing data related to facility operations.

Resourcing Implications

- There are no resourcing implications arising from this report



REPORT: Write Off of Unrecoverable Debts

DIVISION: Organisational Performance
REPORT DATE: 6 June 2022
TRIM REFERENCE: ID22/978

EXECUTIVE SUMMARY

Purpose	Seek endorsement	
Issue	<ul style="list-style-type: none">Writing off of unrecoverable debts	
Reasoning	<ul style="list-style-type: none">The following Accounts Receivable debts are submitted for approval to write off on the basis that all avenues for pursuing these debts have been exhausted and as a result recovery of the debts is not possible.	
Financial Implications	Budget Area	Various
	Funding Source	Not funded
	Proposed Cost	\$410,532
	Ongoing Costs	There are no ongoing financial implications
Policy Implications	Policy Title	Debt Management and Financial Hardship
	Impact on Policy	In line with the policy

STRATEGIC DIRECTION

The 2040 Community Strategic Plan is a vision for the development of the region out to the year 2040. The Plan includes five principle themes and a number of strategies and outcomes. This report is aligned to:

Theme: 4 Community Leadership
CSP Objective: 4.3 The resources of Council are appropriately managed
Delivery Program Strategy: 4.3.5 Council strives for transparency and is an organisation that values two way communication with stakeholders and the broader community

RECOMMENDATION

That the Accounts Receivable debts detailed within the report dated 6 June 2022 be written off.

Dean Frost
Director Organisational Performance

MH
Chief Financial Officer

REPORT

Consultation

- Consultation has occurred with relevant Council staff, Council's Debt Recovery Agency and the associated accounts receivable debtors outlined in this report.

Resourcing Implications

- The review of Council's overdue Accounts Receivable is undertaken by Council's Financial Operations branch.

Total Financial Implications	Current year (\$)	Current year + 1 (\$)	Current year + 2 (\$)	Current year + 3 (\$)	Current year + 4 (\$)	Ongoing (\$)
a. Operating revenue	0	0	0	0	0	0
b. Operating expenses	410,532	0	0	0	0	0
c. Operating budget impact (a – b)	-410,532	0	0	0	0	0
d. Capital Expenditure	0	0	0	0	0	0
e. Total net impact (c – d)	-410,532	0	0	0	0	0
Does the proposal require ongoing funding?	No					
What is the source of this funding?	Rates and general revenue					

Table 1. Ongoing Financial Implications

All Accounts Receivable debts outstanding to Council as at 30 June 2021 have been reviewed and the following debts are recommended to be written off as Council is unable to recover these debts. Council makes provision for Doubtful Debts each financial year. Provisions for the Jetgo Australia Holdings Pty Ltd, DJ Swain & PG Swain and Ms Georgia Stevens debts detailed within this report have been made as at 30 June 2021.

35503.30

Crown Finance Entity, Restart NSW

Amount Outstanding: \$33,422.82

Grant funding invoices raised for Dripstone Bridge and Gundy Creek Bridge. The grant funding received for these two projects was \$1,050,000 and \$620,041 respectively.

These projects were started by the former Wellington City Council prior to the amalgamation and continued after by Dubbo Regional Council. The invoices were raised in error after the grant acquittal was finalised and processed and we have received written confirmation that Restart NSW will not pay as the project funds were fully claimed and paid.

35678.10

Jetgo Australia Holdings Pty Ltd

Amount Outstanding: \$329,379.34

Multiple invoices in 2017/2018 for passenger fees and airport screening charges. Jetgo Australia Holdings Pty Ltd is in liquidation.

35839.01

DJ Swain & PG Swain T/as Outback Recovery Service

Amount Outstanding: \$27,845.37

An emergency response to clean-up and treat contaminated soil after a truck accident.

The request to support the debt did not produce adequate information to start the legal process. Due to the statute of limitation period coming to an end, evidence was referred to Council's Debt Recovery Agency for review. The agency ordered a police report which identified the owner of the truck was Bundaberg Refrigerated Transport Pty Ltd and not DJ Swain & PG Swain T/as Outback Recovery Service. The agency identified that Bundaberg Refrigerated Transport Pty Ltd is bankrupt. Sufficient information/documentation was not able to be collected from Council's records to confirm who should be charged and in particular why DJ Swain and PCG Swain T/as Outback Recovery Service was charged or valid information to support the calculation of the debt.

It is noted that there was communication with Council and DJ Swain who disputed the price of the charge, this comment made it seem reasonable that Council may have raised the invoice to the correct debtor.

37569.11

Ms Georgia Stevens t/as The Gallery Dubbo

Amount Outstanding: \$19,884.00

Multiple invoices in 2020/2021 for Western Plains Cultural Centre Café Licence, one invoice for venue hire and two invoices for dishonoured/returned direct deposits

Outstanding invoices date back to 29 January 2020, debtor received monthly statements and reminder notices as per Council's Debt Management and Financial Hardship Policy.

Council made a number of attempts to establish debt management strategies with debtor prior to the declared COVID-19 pandemic (March 2020), as well as during and following the pandemic. During the COVID-19 pandemic, Council provided rent waivers, part in full and part as a combination of rent waiver and rent deferral in accordance with Council's Debt Management and Financial Hardship Policy. The value of the rent waiver and deferral was calculated on the reduced turnover of a business. The debtor was permitted to continue to trade whilst Council made attempts to address the accumulating amount outstanding and overdue. The debtor was provided with a full summary of all outstanding invoices and a request to settle their account following notice provided to Council requesting termination of the licence agreement. Following the termination of the licence agreement, a payment of approximately 7% of the total outstanding and overdue debt was paid.

In considering the risk/benefit of the debt being pursued, Council officers conducted a thorough review of the existing lease. The licence agreement was setup within the scope of a normal commercial licence, and was informed by legal and property advice at the time, it has now been identified that the lease is very likely within the scope of the *Retail Leases Act 1994 (RLA)*. There are penalty units (currently 1 x penalty unit = \$110.00) associated with failure to comply with certain provisions of the RLA.

In considering the risk, that Council did not comply with certain provisions of the RLA, there is potential for Council to be held liable for breaches of the RLA may be greater than the debt owed to Council.



REPORT: Purchase of Land for Rural Fire Service

DIVISION: Organisational Performance
REPORT DATE: 14 June 2022
TRIM REFERENCE: ID22/1160

EXECUTIVE SUMMARY

Purpose	Seek endorsement	Seek direction or decision
Issue	<ul style="list-style-type: none"> The Rural Fire Service, has identified and negotiated to purchase a site with the land owner of 65 Memorial Lane, Bodangora and now requests Dubbo Regional Council move to purchase the land on behalf of the Rural Fire Service (RFS). 	
Reasoning	<ul style="list-style-type: none"> The Rural Fire Service is not a separate legal entity and therefore cannot own land in their own right. Dubbo Regional Council sources and holds land for the Rural Fire Service which allows them to construct and manage Rural Fire Stations for the purpose of a community-based fire and emergency service. 	
Financial Implications	Budget Area	There are no financial implications arising from this report.
	Funding Source	NA
	Proposed Cost	\$30,000 to be paid by the RFS
	Ongoing Costs	NA
Policy Implications	Policy Title	There are no policy implications arising from this report.

STRATEGIC DIRECTION

The 2040 Community Strategic Plan is a vision for the development of the region out to the year 2040. The Plan includes five principle themes and a number of strategies and outcomes. This report is aligned to:

Theme: 5 Liveability
CSP Objective: 5.6 We are a safe and healthy community
Delivery Program Strategy: 5.6.4 Local emergency management organisations and local State Emergency Services are capable of responding to emergencies

RECOMMENDATION

1. That Dubbo Regional Council subdivide Lot 114 DP 750760 to create proposed Lot 10 in the deposited plan contained within this report.

2. That Council purchase proposed Lot 10 on behalf of the New South Wales Rural Fire Service for \$8,000.
3. That the land be maintained by the New South Wales Rural Fire Services.
4. That all costs incurred as part of the subdivision and purchase of proposed Lot 10 be the responsibility of the New South Wales Rural Fire Service.
5. That the land be classified as 'Operational Land' in accordance with the *Local Government Act 1993 (NSW)*.
6. That all documents required to be signed as part of this report be executed under the Common Seal of Council.

Dean Frost
Director Organisational Performance

CP
Manager Property and
Land Development

BACKGROUND

Under the *Rural Fires Act 1997* (NSW), a brigade of the NSW Rural Fire Service (RFS) is established by a 'local authority' and is subject to the direction and control of the Commissioner. This therefore means that the RFS is not a separate legal entity capable of owning land. As a result, the RFS relies on local Councils to own land for their benefit for the purpose of a community-based fire and emergency service.

The RFS has identified a portion of land contained within current Lot 114 DP 750760 at 65 Memorial Lane, Bodangora as a suitable location for the construction of a fire shed. The area has been identified as a preferred site by the RFS as it is a central location to its members providing an efficient route in the event of an emergency. The land to be acquired is 1,181m² and pictured in **Image 1** in red.



Image 1. Land to be acquired

The RFS has successfully negotiated a purchase price of \$8,000 with the land owner and now require Council to subdivide and purchase the land on their behalf. The proposed plan of subdivision is attached to this report (**Appendix 1**).

The cost of this project will be the responsibility of the RFS and these costs will include:

Valuation Report	Approx. \$2,000 + GST
Legal Costs	Approx. \$8,000 + GST
Subdivision Costs	Approx. \$5,000 + GST
Purchase Price	\$8,000

The shed will benefit those that fall within Council's Local Government Area by ensuring the RFS has the equipment required to respond to emergency situations.

REPORT

Consultation

After discussions between the RFS and Council's Local Emergency Management and Project Officer, Council's Property and Land Development (PALD) team were consulted to assist with the property related matters.

PALD raised questions in relation to which entity would be responsible for the payment of this project. The RFS confirmed that they held grant money worth approximately \$30,000 which was intended to cover all associated costs with this project and that there would be no current, or future cost to Council for the purchase of the land.

It was also noted by the RFS that in order to retain their funding for this project, they will need to evidence that there has been an undertaking to purchase the land prior to the end of this financial year. It is Council's aim that this will be achieved through the exchange of contracts or by use of a report from Council confirming that the project is underway.

Resourcing Implications

- Council's PALD team will be required to use staffing resources to complete this project.
- There are no current or ongoing financial costs to Council.

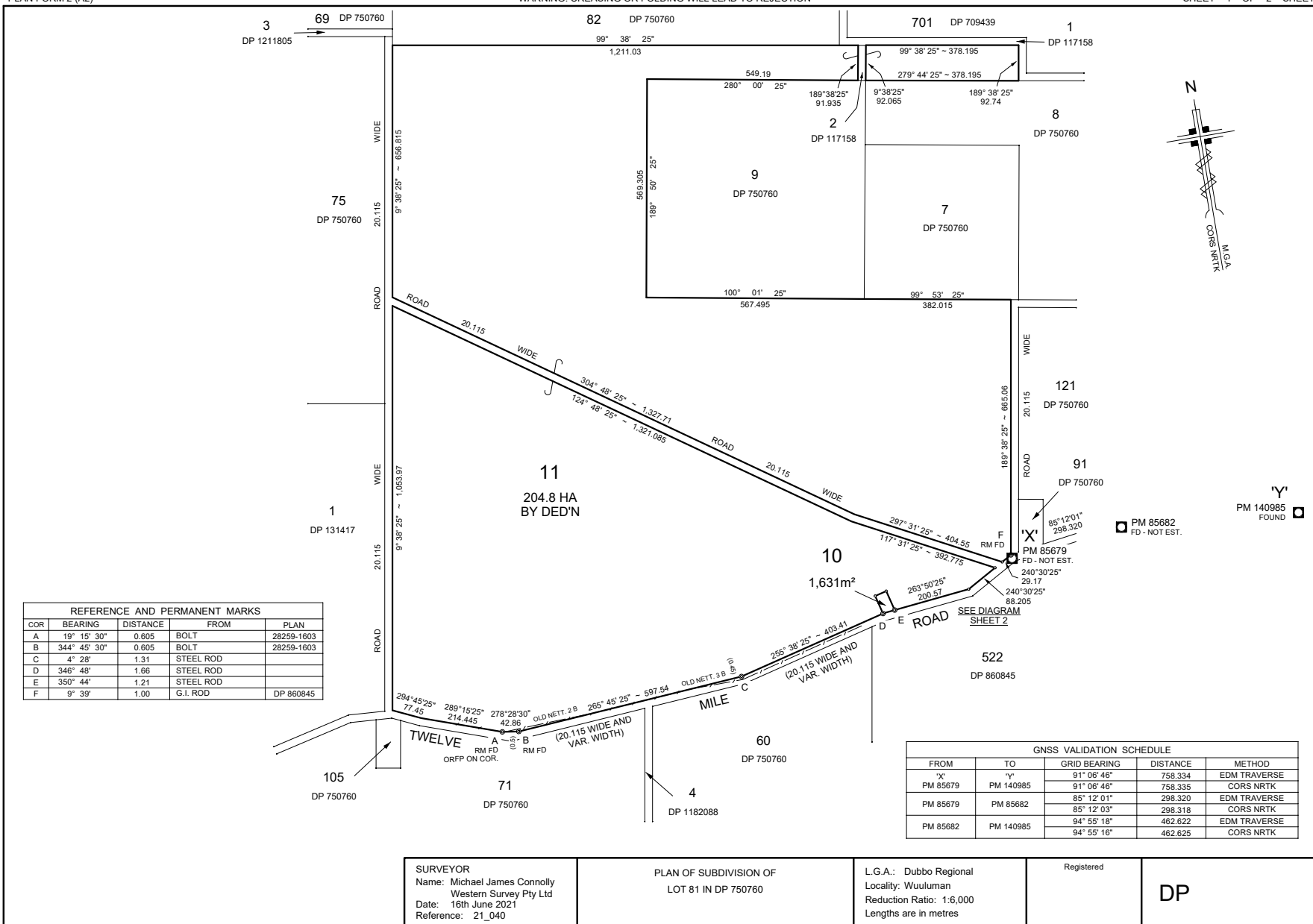
Next Steps

As the agreement has now been reached and the proposed subdivision plan completed, Council are now in a position to lodge the subdivision certificate application and enter into a contract of sale to purchase the land.

It is PALD's recommendation that the contract of sale be made subject to the registration of the land to allow for the urgent exchange of contracts to ensure the RFS are able to retain their source funding.

APPENDICES:

- 1 [Proposed Plan of Subdivision](#)



REFERENCE AND PERMANENT MARKS					
COR	BEARING	DISTANCE	BOLT	FROM	PLAN
A	19° 15' 30"	0.605	BOLT		28259-1603
B	344° 45' 30"	0.605	BOLT		28259-1603
C	4° 28'	1.31	STEEL ROD		
D	346° 48'	1.66	STEEL ROD		
E	350° 44'	1.21	STEEL ROD		
F	9° 39'	1.00	G.I. ROD		DP 860845

GNSS VALIDATION SCHEDULE				
FROM	TO	GRID BEARING	DISTANCE	METHOD
x	y	91° 06' 46"	758.334	EDM TRAVERSE
PM 85679	PM 140985	91° 06' 46"	758.335	CORS NRTK
PM 85679	PM 85682	85° 12' 01"	298.320	EDM TRAVERSE
		85° 12' 03"	298.318	CORS NRTK
PM 85682	PM 140985	94° 55' 18"	462.622	EDM TRAVERSE
		94° 55' 16"	462.625	CORS NRTK

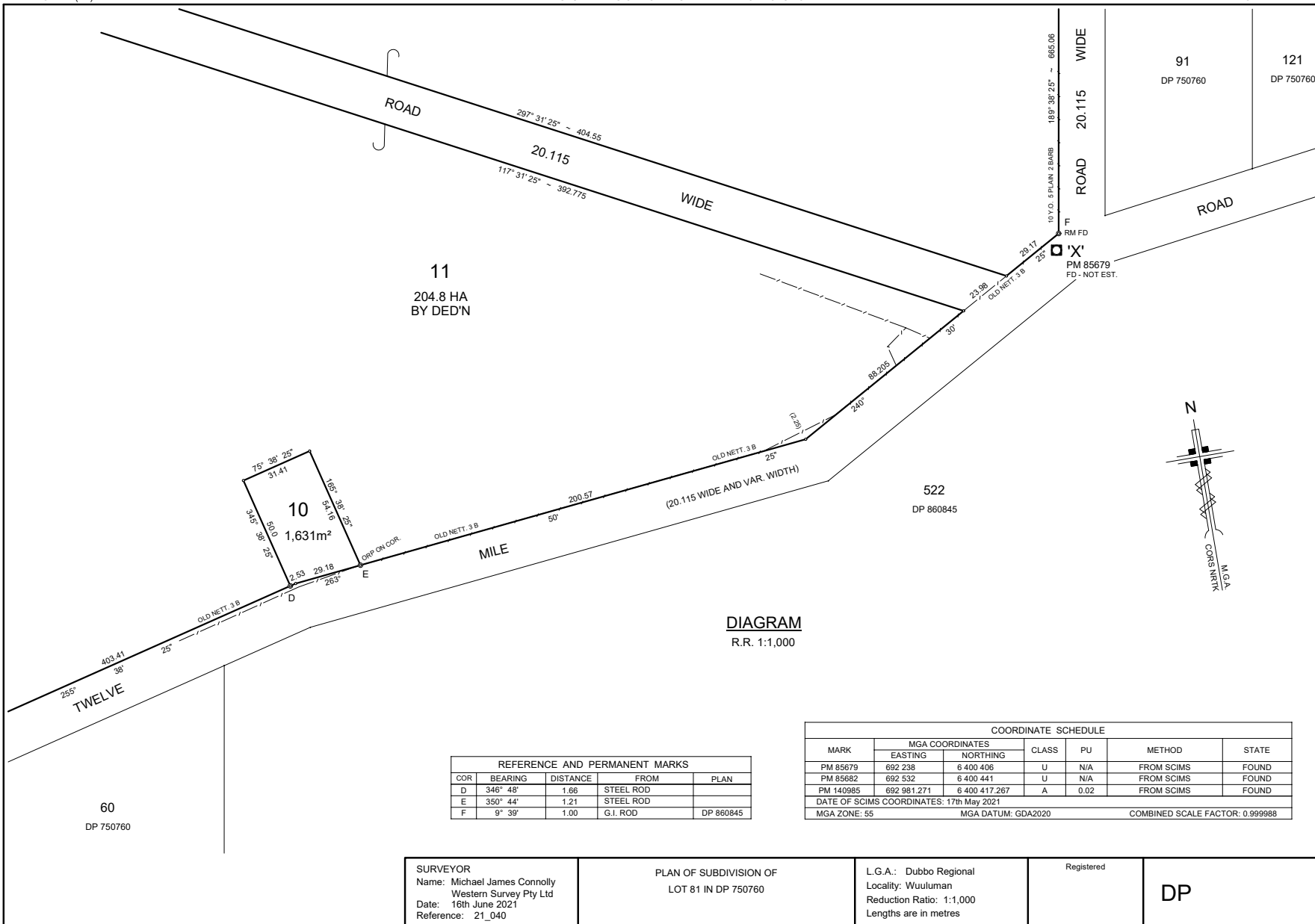
SURVEYOR
 Name: Michael James Connolly
 Western Survey Pty Ltd
 Date: 16th June 2021
 Reference: 21_040

PLAN OF SUBDIVISION OF
 LOT 81 IN DP 750760

L.G.A.: Dubbo Regional
 Locality: Wuuluman
 Reduction Ratio: 1:6,000
 Lengths are in metres

Registered

DP



SURVEYOR
Name: Michael James Connolly
Western Survey Pty Ltd
Date: 16th June 2021
Reference: 21_040

PLAN OF SUBDIVISION OF
LOT 81 IN DP 750760

L.G.A.: Dubbo Regional
Locality: Wuuluman
Reduction Ratio: 1:1,000
Lengths are in metres

Registered

DP



REPORT: Councillor and Mayoral Fees 2022/2023

DIVISION: Organisational Performance
REPORT DATE: 5 May 2022
TRIM REFERENCE: ID22/895

EXECUTIVE SUMMARY

Purpose	Seek direction or decision	Fulfil legislated requirement
Issue	<ul style="list-style-type: none"> The Local Government Remuneration Tribunal has handed down its determination in regard to Councillor and Mayoral Fees for 2021/2022. 	
Reasoning	<ul style="list-style-type: none"> In accordance with section 248 of the Local Government Act 1993, Council is required to pay each Councillor an annual fee. 	
Financial Implications	Budget Area	Governance and Internal Control
	Funding Source	Members' Expenses
	Proposed Cost	Councillor Annual Fee: Minimum \$14,380 to Maximum \$25,310 Mayoral additional Annual Fee: Minimum \$29,920 to Maximum \$62,510
	Ongoing Costs	Minimum \$173,720 to maximum \$315,610 pa. This is budgeted for in the Governance and Internal Control budget for Members' Expenses.
Policy Implications	Policy Title	There are no policy implications arising from this report

STRATEGIC DIRECTION

The 2040 Community Strategic Plan is a vision for the development of the region out to the year 2040. The Plan includes five principle themes and a number of strategies and outcomes. This report is aligned to:

Theme: 4 Community Leadership

CSP Objective: 4.4 Statutory requirements are met and services are provided to the organisation in a cost-effective and timely manner

Delivery Program Strategy: 4.4.1 The organisation meets all statutory requirements

RECOMMENDATION

1. That pursuant to the provisions of Section 248(2) of the Local Government Act 1993, the annual fee payable to Councillors for the period commencing 1 July 2022 be \$25,310.
2. That pursuant to the provisions of Section 249(3) of the Local Government Act 1993, the annual additional fee payable to the Mayor for the period commencing 1 July 2022 be \$62,510.

Dean Frost
Director Organisational Performance

SW
Governance Team Leader

BACKGROUND

In accordance with section 248 of the Local Government Act 1993, Council is required to pay each Councillor an annual fee. It further states that Council may fix the annual fee, and if it does, the annual fee must be in accordance with the appropriate determination of the Local Government Remuneration Tribunal.

It should also be noted that the annual fee must be the same for each Councillor, acknowledging that the Mayor also receives a Mayoral Fee in addition to the Councillor Fee and that if Council does not fix the annual fee, the minimum fee determined by the Remuneration Tribunal must be paid.

Section 239 of the Local Government Act (the Act) requires the Remuneration Tribunal to determine the categories of councils and mayoral offices at least once every three years. In 2020, the Tribunal determined that Dubbo Regional Council would be re-categorised as a Regional Centre Council, from Regional Rural Council.

REPORT

Consultation

This is a legislative requirement. The Local Government Act 1993 requires the Local Government Remuneration Tribunal to report to the Minister for Local Government by 1 May each year on its determination of categories of councils and the maximum and minimum amounts of fees to be paid to Mayors and Councillors. The Tribunal conducts a review each year, including consultation. The results of this consultation are detailed in the Tribunal's Annual Report and Determination, 20 April 2022 (**Appendix 1**).

The Tribunal determined a 2% per annum increase in the minimum and maximum fees applicable to each category.

For Regional Centre Councils, the Councillor Annual Fee is a minimum of \$14,380 and a maximum of \$25,310. The Mayor's additional fee is a minimum of \$29,920 and a maximum of \$62,510

Resourcing Implications

- The Remuneration Tribunal has determined a 2% increase in both the minimum and maximum annual fees for Councillors and Mayors.
- The minimum fee payable to Councillors in a Regional Centre in 2022/2023 is \$24,380, and the maximum is \$25,310 (2021/2022 minimum was \$14,100 and maximum was \$24,810).
- The minimum additional fee payable to Mayors in a Regional Centre in 2022/2023 is \$29,920, and the maximum is \$62,510 (2021/2022 minimum was 29,330 and maximum was \$61,280).
- The draft 2022/2023 Budget for Councillor fees and the Mayoral fee includes a 2% increase on the previous financial year, which reflects the maximum fee as outlined above.

Total Financial Implications	Current year (\$)	Current year + 1 (\$)	Current year + 2 (\$)	Current year + 3 (\$)	Current year + 4 (\$)	Ongoing (\$)
a. Operating revenue	0	0	0	0	0	0
b. Operating expenses	309,380	315,610	321,960	328,440	335,040	341,770+
c. Operating budget impact (a – b)	-309,380	-315,610	-321,960	-328,440	-335,040	-341,770
d. Capital Expenditure	0	0	0	0	0	0
e. Total net impact (c – d)	-309,380	-315,610	-321,960	-328,440	-335,040	-341,770
Does the proposal require ongoing funding?	Yes					
What is the source of this funding?	Continued budget required from Governance and Internal Control					

Table 1. Ongoing Financial Implications

Options Considered

- Council to resolve the setting of this fee within the range determined, as set out below.

For Councillors;

- Minimum is set as \$14,380
- Maximum is set at \$25,310

For Mayors:

- Minimum is set as \$29,920
- Maximum is set at \$62,510

Preferred Option

- It is proposed that council adopt the maximum fees as determined by the Local Government Remuneration Tribunal for 2022/2023 for Councillor and Mayoral Fees.

Planned Communications

- Council's payroll team will be notified of changes to be implemented accordingly in July 2022.

Timeframe

Key Date	Explanation
1 July 2022	New fee comes into place
April 2023	The Tribunal's determination for 2023/2024 is expected

APPENDICES:

- [1](#) Annual Report and Determination - Local Government Remuneration Tribunal

Local Government Remuneration Tribunal

Annual Report and
Determination

*Annual report and determination under sections
239 and 241 of the Local Government Act 1993*

20 April
2022

[NSW Remuneration Tribunals website](#)

Local Government Remuneration Tribunal

Contents

Executive Summary	2
Section 1 Introduction	3
Section 2 2021 Determination	3
Section 3 2022 Review	3
Process	3
Categorisation	4
Conclusion	7
Section 4 2022 Determinations	8
Determination No. 1 - Allocation of councils into each of the categories as per section 239 of the LG Act effective from 1 July 2022	8
Table 1: General Purpose Councils - Metropolitan	8
Table 2: General Purpose Councils - Non-Metropolitan	9
Table 3: County Councils	10
Determination No. 2 - Fees for Councillors and Mayors as per section 241 of the LG Act effective from 1 July 2022	11
Table 4: Fees for General Purpose and County Councils	11
Appendices 12	
Appendix 1 Criteria that apply to categories	12

Local Government Remuneration Tribunal

Executive Summary

The *Local Government Act 1993* (LG Act) requires the Local Government Remuneration Tribunal ("the Tribunal") to report to the Minister for Local Government by 1 May each year on its determination of categories of councils and the maximum and minimum amounts of fees to be paid to mayors, councillors, and chairpersons and members of county councils.

Categories

The Tribunal found the allocation of councils into the current categories appropriate. Criteria for each category is published in Appendix 1. These categories have not changed further to the extensive review undertaken as part of the 2020 review.

Fees

The Tribunal determined a 2 per cent per annum increase in the minimum and maximum fees applicable to each category.

Local Government Remuneration Tribunal

Section 1 Introduction

1. Section 239 of the LG Act provides that the Tribunal determine the categories of councils and mayoral offices and to place each council and mayoral office into one of those categories.
2. Section 241 of the LG Act provides that the Tribunal determine the maximum and minimum amount of fees to be paid to mayors and councillors of councils, as well as chairpersons and members of county councils for each of the categories determined under section 239.
3. Section 242A(1) of the LG Act, requires the Tribunal to give effect to the same policies on increases in remuneration as those of the Industrial Relations Commission.
4. The Tribunal can also determine that a council can be placed in another existing or new category with a higher range of fees without breaching the Government's Wages Policy as per section 242A (3) of the LG Act.
5. The Tribunal's determinations take effect from 1 July each year.

Section 2 2021 Determination

6. The Tribunal received 18 submissions which included 9 requests for re-categorisation. At the time of making its determination, the Tribunal had available to it the Australian Bureau of Statistics 25 March 2020 population data for FY2018-19. The Tribunal noted the requirement of section 239 of the LG Act that it must determine categories for councils and mayoral offices at least once every 3 years. It noted that the Tribunal had conducted an extensive review in 2020 and decided that the categories would next be considered in 2023.
7. The Tribunal found that the current categories and allocation of councils to these categories remained appropriate. The Tribunal's finding had regard to the 2020 review, the current category model and criteria and the evidence put forward in the received submissions.
8. In regard to fees, the Tribunal determined a 2 per cent per annum increase in the minimum and maximum fees applicable to each category.

Section 3 2022 Review

Process

9. In 2020, the categories of general purpose councils were determined as follows:

Metropolitan	Non-Metropolitan
<ul style="list-style-type: none"> • Principal CBD • Major CBD • Metropolitan Large • Metropolitan Medium • Metropolitan Small 	<ul style="list-style-type: none"> • Major Regional City • Major Strategic Area • Regional Strategic Area • Regional Centre • Regional Rural

Local Government Remuneration Tribunal

	<ul style="list-style-type: none">• Rural
--	---

10. The Tribunal wrote to all mayors or general managers and LGNSW on 14 October 2021 to advise of the commencement of the 2021 review and invited submissions regarding recategorisation, fees and other general matters. The Tribunal's correspondence advised that an extensive review of categories was undertaken in 2020 and, as this was only legislatively required every three years, consideration would be next be given in 2023. The correspondence further advised that submissions requesting to be moved into a different category as part of the 2022 review would require a strong case supported by evidence that substantiates that the criteria for the requested category is met.
11. Seven submissions were received from individual councils and one submission was received from LGNSW. The Tribunal noted that several of the submissions had not been endorsed by their respective councils. The Tribunal also met with the President, Chief Executive and Senior Manager of LGNSW.
12. The Tribunal discussed the submissions at length with the Assessors.
13. The Tribunal acknowledged previous and ongoing difficulties imposed by COVID19 and natural disasters on councils.
14. The Tribunal also acknowledged submissions from councils in regional and remote locations that raised unique challenges, such as travel and connectivity, experienced by mayors and councillors in those areas.
15. A summary of the matters raised in the received submissions and the Tribunal's consideration of those matters is outlined below.

Categorisation

16. Five council submissions requested recategorisation. Three of these requests sought the creation new categories.

Metropolitan Large Councils

17. Penrith City Council acknowledged that categories were not being reviewed until 2023. However, the Council reiterated their previous year's position and contended that their claim for the creation of a new category of "Metropolitan Large – Growth Centre" continues to be enhanced through their leading role in the Western Sydney City Deal. Council's submission further stated that the participation in the Deal demonstrated the exponential growth that will occur in the Penrith Local Government Area.
18. Blacktown City Council requested the creation of a new category "Metropolitan Large – Growth Area". Council stated that the current criteria for "Metropolitan Large" does not reflect the Council's size, rate of growth and economic influence.

Council based its argument for a new category on the following grounds:

- Significant population growth. Current estimated population of 403,000 with an expected population of 640,000 in 2041.
- Blacktown being critical to the success of the Greater Sydney Region Plan while also being part of the fastest growing district for the next 20 years.
- 4th largest economy in NSW – as of 30 June 2020, Gross Regional Product (GRP) was \$21.98 billion, comparatively City of Parramatta was \$31.36 billion.
- Undertaking of several transformational projects to increase economy and services. Examples include the redesign of Riverstone Town Centre, Australian Catholic University establishment of an interim campus for up to 700 undergrads

Local Government Remuneration Tribunal

with a permanent campus to open by 2024, the \$1 billion Blacktown Brain and Spinal Institute proposal and Blacktown International Sports Park Masterplan to provide a first-class multi-sport venue.

- Expansion in provision of services such as childcare, aquatic and leisure centres.
- Diversity of population.

Non-Metropolitan Major Regional City Councils

19. Newcastle Council requested clarification regarding City of Newcastle's status as either Metropolitan or Regional, noting that while City of Newcastle is classified as a "Major Regional City", the Newcastle Local Government Area is often exempt from both regional and metropolitan grant funding due to inconsistencies in classification. Council sought review on the following grounds:

- Size of council area 187km² (in comparison of Parramatta Council 84km²).
- Physical terrain.
- Population and distribution of population.
- Nature and volume of business dealt with by Council.
- Nature and extent of development of City of Newcastle.
- Diversity of communities served.
- Regional, national and international significance of City of Newcastle.
- Transport hubs.
- Regional services including health, education, smart city services and public administration.
- Cultural and sporting facilities.
- Matters that the Tribunal consider relevant

Regional Centre

20. Tweed Shire Council requested to be reclassified as a "Regional Strategic Area" on the following grounds:

- Proximity to the Gold Coast City and Brisbane.
- Proximity to Sydney via the Gold Coast airport.
- Tweed being the major population and city centre for the Northern Rivers Joint Organisation.
- Tweed being the largest employer and strongest growth area in the Northern Rivers.

Non-Metropolitan Rural Councils

21. Murrumbidgee Council requested recategorisation to "Regional Rural" as they are a product of the merger of the former Jerilderie Shire Council and the former Murrumbidgee Shire Council. Council also suggested that the criteria for "Regional Rural" is amended to:

- Councils categorised as Regional Rural will typically have a minimum residential population of 20,000 or can demonstrate one of the following features..."
 - the product of the 2016 amalgamation where two or more Rural classified Local Governments Areas merged.

Findings - categorisation

22. The Tribunal assessed each Council's submission and found that the current categories and allocation of councils to these categories remained appropriate. The Tribunal's findings had regard to the 2020 review, the current category model and

Local Government Remuneration Tribunal

criteria and the evidence put forward in the received submissions.

23. Having regard to the requirements of sections 239 and 240 of the LG Act, the Tribunal did not find that any council's submission was strong enough for a change in category or for the creation of a new category.
24. The Tribunal did note, however, that some councils may have a better case for recategorisation at the next major review of categories in 2023.
25. The Tribunal was of the view that the 2023 determination and review of categories as required by s239 (1) of the LG Act will see more requests from councils for recategorisation and possible determination of new categories. The Tribunal and Assessors may benefit from visits to meet regional organisations of councils and direct opportunities for input from Mayors and general managers in this regard.

Fees

26. In determining the maximum and minimum fees payable in each of the categories, the Tribunal is required by section 242A of the LG Act, to give effect to the same policies on increases in remuneration as those that the Industrial Relations Commission is required to give effect to under section 146C of the *Industrial Relations Act 1996* (IR Act), when making or varying awards or orders relating to the conditions of employment of public sector employees.
27. Pursuant to section 146C(1)(a) of the IR Act, the current government policy on wages is expressed in the Industrial Relations (Public Sector Conditions of Employment) Regulation 2014 (IR Reg.). The IR Reg. provides that public sector wages cannot increase by more than 2.5 per cent per annum. The Tribunal therefore has the discretion to determine an increase of up to 2.5 per cent per annum.
28. Submissions that addressed fees sought an increase of a maximum of 2.5 per cent per annum or greater. These submissions raised issues such as comparative remuneration, cost of living and increasing workloads. One submission also suggested that higher fees are required to attract a higher standard of candidates to council roles.
29. The LGNSW submission contained 3 parts. The first part of the submission supported an increase of 2.5 per cent per annum in remuneration, but further argued that the maximum increase is inadequate and does not address the historical undervaluation of work performed by mayors and councillors, and the substantial expansion of their responsibilities and accountability in recently years. LGNSW used the following economic indexes and wage data in support of their argument:
 - Consumer price index (CPI)
 - National and state wages cases
 - Wage increases under the *Local Government (State) Award 2020*.
30. The second part of LGNSW's submission addressed inequity and impacts of low remuneration. It was supported by the research paper "Councillor perspectives on the (in)adequacy of remuneration in NSW local government: Impacts on well-being, diversity and quality of representation" (the "ANU Paper"), written by Associate Professor Jakimow of the Australian National University. A key finding of the ANU Paper was that "current remuneration levels are perceived as inadequately reflecting the extent and nature of council work." The finding was derived from the undertaking of

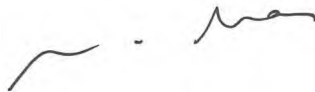
Local Government Remuneration Tribunal

a survey of councillors and mayors. The paper suggests that there is a disconnect between workload and remuneration and this was identified as the most frequent argument for increasing the current rate.

31. The third and final part of LGNSW's submission compared the minimum and maximum rates of NSW mayor and councillor remuneration to the remuneration of directors and chairpersons of comparable government bodies and not-for-profits, mayors and councillors in Queensland and members of the NSW Parliament. The submission contended that NSW mayor and councillor remuneration is below that of their counterparts.
32. Following the most recent review by the Independent Pricing and Regulatory Tribunal (IPART) the amount that councils will be able to increase the revenue they can collect from rates will depend on their level of population growth. IPART has set a 2022-23 rate peg for each council, ranging from 0.7 to 5.0 per cent. IPART's rate peg takes into account the annual change in the Local Government Cost Index, which measures the average costs faced by NSW councils, in addition to a population factor based on each council's population growth.
33. Employees under the *Local Government (State) Award 2020* will receive a 2 per cent per annum increase in rates of pay from the first full pay period to commence on or after 1 July 2022.
34. The Tribunal has determined a 2 per cent per annum increase in the minimum and maximum fees applicable to each category.

Conclusion

35. The Tribunal's determinations have been made with the assistance of Assessors Ms Kylie Yates and Ms Melanie Hawyes.
36. It is the expectation of the Tribunal that in the future all submissions have council endorsement.
37. Determination 1 outlines the allocation of councils into each of the categories as per section 239 of the LG Act.
38. Determination 2 outlines the maximum and minimum fees paid to councillors and mayors and members and chairpersons of county councils as per section 241 of the LG Act.



Viv May PSM

Local Government Remuneration Tribunal

Dated: 20 April 2022

Local Government Remuneration Tribunal

Section 4 2021 Determinations

Determination No. 1 - Allocation of councils into each of the categories as per section 239 of the LG Act effective from 1 July 2021

Table 1: General Purpose Councils - Metropolitan

Principal CBD (1)	Major CBD (1)
Sydney	Parramatta
Metropolitan Large (12)	Metropolitan Medium (8)
Bayside	Campbelltown
Blacktown	Camden
Canterbury-Bankstown	Georges River
Cumberland	Hornsby
Fairfield	Ku-ring-gai
Inner West	North Sydney
Liverpool	Randwick
Northern Beaches	Willoughby
Penrith	
Ryde	
Sutherland	
The Hills	
Metropolitan Small (8)	
Burwood	
Canada Bay	
Hunters Hill	
Lane Cove	
Mosman	
Strathfield	
Waverley	
Woollahra	

Local Government Remuneration Tribunal

Table 2: General Purpose Councils - Non-Metropolitan

Major Regional City (2)	Major Strategic Area (1)	Regional Strategic Area (1)
Newcastle	Central Coast	Lake Macquarie
Wollongong		

Regional Centre (24)		Regional Rural (13)	
Albury	Mid-Coast	Bega	
Armidale	Orange	Broken Hill	
Ballina	Port Macquarie-Hastings	Byron	
Bathurst	Port Stephens	Eurobodalla	
Blue Mountains	Queanbeyan-Palerang	Goulburn Mulwaree	
Cessnock	Shellharbour	Griffith	
Clarence Valley	Shoalhaven	Kempsey	
Coffs Harbour	Tamworth	Kiama	
Dubbo	Tweed	Lithgow	
Hawkesbury	Wagga Wagga	Mid-Western	
Lismore	Wingecarribee	Richmond Valley Council	
Maitland	Wollondilly	Singleton	
		Snowy Monaro	

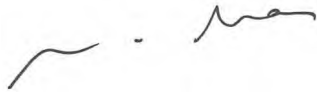
Rural (57)			
Balranald	Cootamundra-Gundagai	Junee	Oberon
Bellingen	Cowra	Kyogle	Parkes
Berrigan	Dungog	Lachlan	Snowy Valleys
Bland	Edward River	Leeton	Temora
Blayney	Federation	Liverpool Plains	Tenterfield
Bogan	Forbes	Lockhart	Upper Hunter
Bourke	Gilgandra	Moree Plains	Upper Lachlan
Brewarrina	Glen Innes Severn	Murray River	Uralla
Cabonne	Greater Hume	Murrumbidgee	Walcha
Carrathool	Gunnedah	Muswellbrook	Walgett
Central Darling	Gwydir	Nambucca	Warren
Cobar	Hay	Narrabri	Warrumbungle
Coolamon	Hilltops	Narrandera	Weddin
Coonamble	Inverell	Narromine	Wentworth

Local Government Remuneration Tribunal

Rural (57)	
	Yass

Table 3: County Councils

Water (4)	Other (6)
Central Tablelands	Castlereagh-Macquarie
Goldenfields Water	Central Murray
Riverina Water	Hawkesbury River
Rous	New England Tablelands
	Upper Hunter
	Upper Macquarie



Viv May PSM

Local Government Remuneration Tribunal

Dated: 20 April 2022

Local Government Remuneration Tribunal

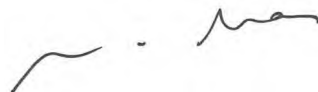
Determination No. 2 - Fees for Councillors and Mayors as per section 241 of the LG Act effective from 1 July 2022

The annual fees to be paid in each of the categories to Councillors, Mayors, Members and Chairpersons of County Councils effective on and from 1 July 2022 as per section 241 of the *Local Government Act 1993* are determined as follows:

Table 4: Fees for General Purpose and County Councils

Category		Councillor/Member Annual Fee (\$) effective 1 July 2022		Mayor/Chairperson Additional Fee* (\$) effective 1 July 2022	
		Minimum	Maximum	Minimum	Maximum
		General Purpose Councils - Metropolitan	Principal CBD	28,750	42,170
Major CBD	19,180		35,520	40,740	114,770
Metropolitan Large	19,180		31,640	40,740	92,180
Metropolitan Medium	14,380		26,840	30,550	71,300
Metropolitan Small	9,560		21,100	20,370	46,010
General Purpose Councils - Non-Metropolitan	Major Regional City	19,180	33,330	40,740	103,840
	Major Strategic Area	19,180	33,330	40,740	103,840
	Regional Strategic Area	19,180	31,640	40,740	92,180
	Regional Centre	14,380	25,310	29,920	62,510
	Regional Rural	9,560	21,100	20,370	46,040
County Councils	Rural	9,560	12,650	10,180	27,600
	Water	1,900	10,550	4,080	17,330
	Other	1,900	6,300	4,080	11,510

*This fee must be paid in addition to the fee paid to the Mayor/Chairperson as a Councillor/Member (s.249(2)).



Viv May PSM

Local Government Remuneration Tribunal

Dated: 20 April 2021

Local Government Remuneration Tribunal

Appendices

Appendix 1 Criteria that apply to categories

Principal CBD

The Council of the City of Sydney (the City of Sydney) is the principal central business district (CBD) in the Sydney Metropolitan area. The City of Sydney is home to Sydney's primary commercial office district with the largest concentration of businesses and retailers in Sydney. The City of Sydney's sphere of economic influence is the greatest of any local government area in Australia.

The CBD is also host to some of the city's most significant transport infrastructure including Central Station, Circular Quay and International Overseas Passenger Terminal. Sydney is recognised globally with its iconic harbour setting and the City of Sydney is host to the city's historical, cultural and ceremonial precincts. The City of Sydney attracts significant visitor numbers and is home to 60 per cent of metropolitan Sydney's hotels.

The role of Lord Mayor of the City of Sydney has significant prominence reflecting the CBD's importance as home to the country's major business centres and public facilities of state and national importance. The Lord Mayor's responsibilities in developing and maintaining relationships with stakeholders, including other councils, state and federal governments, community and business groups, and the media are considered greater than other mayoral roles in NSW.

Major CBD

The Council of the City of Parramatta (City of Parramatta) is the economic capital of Greater Western Sydney and the geographic and demographic centre of Greater Sydney. Parramatta is the second largest economy in NSW (after Sydney CBD) and the sixth largest in Australia.

As a secondary CBD to metropolitan Sydney the Parramatta local government area is a major provider of business and government services with a significant number of organisations relocating their head offices to Parramatta. Public administration and safety have been a growth sector for Parramatta as the State Government has promoted a policy of moving government agencies westward to support economic development beyond the Sydney CBD.

The City of Parramatta provides a broad range of regional services across the Sydney Metropolitan area with a significant transport hub and hospital and educational facilities. The City of Parramatta is home to the Westmead Health and Medical Research precinct which represents the largest concentration of hospital and health services in Australia, servicing Western Sydney and providing other specialised services for the rest of NSW.

The City of Parramatta is also home to a significant number of cultural and sporting facilities (including Sydney Olympic Park) which draw significant domestic and international visitors to the region.

Local Government Remuneration Tribunal

Metropolitan Large

Councils categorised as Metropolitan Large will typically have a minimum residential population of 200,000.

Councils may also be categorised as Metropolitan Large if their residential population combined with their non-resident working population exceeds 200,000. To satisfy this criteria the non-resident working population must exceed 50,000.

Other features may include:

- total operating revenue exceeding \$200M per annum
- the provision of significant regional services to greater Sydney including, but not limited to, major education, health, retail, sports, other recreation and cultural facilities
- significant industrial, commercial and residential centres and development corridors
- high population growth.

Councils categorised as Metropolitan Large will have a sphere of economic influence and provide regional services considered to be greater than those of other metropolitan councils.

Metropolitan Medium

Councils categorised as Metropolitan Medium will typically have a minimum residential population of 100,000.

Councils may also be categorised as Metropolitan Medium if their residential population combined with their non-resident working population exceeds 100,000. To satisfy this criteria the non-resident working population must exceed 50,000

Other features may include:

- total operating revenue exceeding \$100M per annum
- services to greater Sydney including, but not limited to, major education, health, retail, sports, other recreation and cultural facilities
- industrial, commercial and residential centres and development corridors
- high population growth.

The sphere of economic influence, the scale of council operations and the extent of regional servicing would be below that of Metropolitan Large councils.

Local Government Remuneration Tribunal

Metropolitan Small

Councils categorised as Metropolitan Small will typically have a residential population less than 100,000.

Other features which distinguish them from other metropolitan councils include:

- total operating revenue less than \$150M per annum.

While these councils may include some of the facilities and characteristics of both Metropolitan Large and Metropolitan Medium councils the overall sphere of economic influence, the scale of council operations and the extent of regional servicing would be below that of Metropolitan Medium councils.

Major Regional City

Newcastle City Council and Wollongong City Councils are categorised as Major Regional City. These councils:

- are metropolitan in nature with major residential, commercial and industrial areas
- typically host government departments, major tertiary education and health facilities and incorporate high density commercial and residential development
- provide a full range of higher order services and activities along with arts, culture, recreation, sporting and entertainment facilities to service the wider community and broader region
- have significant transport and freight infrastructure servicing international markets, the capital city and regional areas
- have significant natural and man-made assets to support diverse economic activity, trade and future investment
- typically contain ventures which have a broader State and national focus which impact upon the operations of the council.

Major Strategic Area

Councils categorised as Major Strategic Area will have a minimum population of 300,000.

Other features may include:

- health services, tertiary education services and major regional airports which service the surrounding and wider regional community
- a full range of high-order services including business, office and retail uses with arts, culture, recreation and entertainment centres
- total operating revenue exceeding \$250M per annum
- significant visitor numbers to established tourism ventures and major events that attract state and national attention
- a proximity to Sydney which generates economic opportunities.

Currently, only Central Coast Council meets the criteria to be categorised as a Major Strategic Area. Its population, predicted population growth, and scale of the Council's operations warrant that it be differentiated from other non-metropolitan councils. Central Coast Council is also a

Local Government Remuneration Tribunal

significant contributor to the regional economy associated with proximity to and connections with Sydney and the Hunter Region.

Regional Strategic Area

Councils categorised as Regional Strategic Area are differentiated from councils in the Regional Centre category on the basis of their significant population and will typically have a residential population above 200,000.

Other features may include:

- health services, tertiary education services and major regional airports which service the surrounding and wider regional community
- a full range of high-order services including business, office and retail uses with arts, culture, recreation and entertainment centres
- total operating revenue exceeding \$250M per annum
- significant visitor numbers to established tourism ventures and major events that attract state and national attention
- a proximity to Sydney which generates economic opportunities.

Currently, only Lake Macquarie Council meets the criteria to be categorised as a Regional Strategic Area. Its population and overall scale of council operations will be greater than Regional Centre councils.

Regional Centre

Councils categorised as Regional Centre will typically have a minimum residential population of 40,000.

Other features may include:

- a large city or town providing a significant proportion of the region's housing and employment
- health services, tertiary education services and major regional airports which service the surrounding and wider regional community
- a full range of high-order services including business, office and retail uses with arts, culture, recreation and entertainment centres
- total operating revenue exceeding \$100M per annum
- the highest rates of population growth in regional NSW
- significant visitor numbers to established tourism ventures and major events that attract state and national attention
- a proximity to Sydney which generates economic opportunities.

Councils in the category of Regional Centre are often considered the geographic centre of the region providing services to their immediate and wider catchment communities.

Local Government Remuneration Tribunal

Regional Rural

Councils categorised as Regional Rural will typically have a minimum residential population of 20,000.

Other features may include:

- a large urban population existing alongside a traditional farming sector, and are surrounded by smaller towns and villages
- health services, tertiary education services and regional airports which service a regional community
- a broad range of industries including agricultural, educational, health, professional, government and retail services
- large visitor numbers to established tourism ventures and events.

Councils in the category of Regional Rural provide a degree of regional servicing below that of a Regional Centre.

Rural

Councils categorised as Rural will typically have a residential population less than 20,000.

Other features may include:

- one or two significant townships combined with a considerable dispersed population spread over a large area and a long distance from a major regional centre
- a limited range of services, facilities and employment opportunities compared to Regional Rural councils
- local economies based on agricultural/resource industries.

County Councils - Water

County councils that provide water and/or sewerage functions with a joint approach in planning and installing large water reticulation and sewerage systems.

County Councils - Other

County councils that administer, control and eradicate declared noxious weeds as a specified Local Control Authority under the *Biosecurity Act 2015*.



REPORT: Dubbo Regional Housing Roadmap

DIVISION: Development and Environment
REPORT DATE: 14 June 2022
TRIM REFERENCE: ID22/1161

EXECUTIVE SUMMARY

Purpose	Seek endorsement	
Issue	<ul style="list-style-type: none"> The Dubbo Regional Local Government Area continues to experience significant increases in housing required as a result of the continued economic development and enhancement of both Dubbo and Wellington and the impacts of migration as a result of the COVID-19 Pandemic. Analysis continues to show that housing and rental prices in both Dubbo and Wellington are experiencing significant increases over time. Further to Council's consideration of a report in respect of Housing in the Dubbo Regional Local Government Area at its meeting on 28 April 2022, this report includes a draft Housing Roadmap for the consideration of Council. The draft Roadmap includes the actions and initiatives Council will be undertaking in respect of housing during the Councillor term. Progression towards achievement of the actions and initiatives included in the Roadmap are proposed to be reported to Council for consideration on a 6 monthly basis. 	
Reasoning	Council's role in housing supply involves facilitating an appropriate supply and mix of housing to meet community needs and to develop strategies and policies that encourage the construction of more housing.	
Financial Implications	Budget Area	Growth Planning
	Funding Source	Branch Budget allocation and Infrastructure Contributions
	Proposed Cost	<ul style="list-style-type: none"> \$225,000 for Urban Release Area planning activities \$100,000 for a new Developer Contributions Plan for Urban Roads and a new Developer Servicing Plan for Water and Sewer \$75,000 Preparation of a Structure Plan for Montefiores
	Ongoing Costs	Ongoing costs of implementing the Roadmap

		will be as part of the Growth Planning budget. Apart from the initial costs outlined above, all other activities are undertaken by Staff.
Policy Implications	Policy Title	Dubbo Regional Local Environmental Plan 2022
	Impact on Policy	Review process for the LEP moving forward

STRATEGIC DIRECTION

The 2040 Community Strategic Plan is a vision for the development of the region out to the year 2040. The Plan includes five principle themes and a number of strategies and outcomes. This report is aligned to:

Theme: 1 Housing
 CSP Objective: 1.1 Residential housing opportunity meets the current and projected needs of our community
 Delivery Program Strategy: 1.1.1 A variety of residential housing types is located close to appropriate services and facilities

Theme: 1 Housing
 CSP Objective: 1.1 Residential housing opportunity meets the current and projected needs of our community
 Delivery Program Strategy: 1.1.3 Urban renewal is encouraged in the Dubbo Central Business District to provide a variety of housing choice that makes efficient use of existing infrastructure and facilities

Theme: 1 Housing
 CSP Objective: 1.4 An adequate supply of land is maintained close to established community services and facilities
 Delivery Program Strategy: 1.4.1 There is adequate land suitably zoned to meet a variety of residential development opportunity

RECOMMENDATION

1. That the draft Dubbo Regional Housing Roadmap (provided here in Appendix 1) be adopted by Council.
2. That an update report be provided to Council for consideration on a six monthly basis detailing achievement towards the actions included in the Roadmap.
3. That Council continue to facilitate meetings of the Dubbo Housing Supply Reference Group as a key consultation initiative with industry.

Stephen Wallace
 Director Development and Environment

SJ
 Manager Growth Planning

BACKGROUND

Previous Resolutions of Council

28 April 2022	<ol style="list-style-type: none">1. That Council notes the current status and composition of the Housing Markets in both Dubbo and Wellington and the issues around the current availability across the whole housing spectrum.2. That a Housing Roadmap be developed to guide the undertaking of Council actions and initiatives in respect of housing and that a report in respect of the Housing Roadmap be provided to Council for consideration at the June 2022 Council meeting.3. That the Housing Solutions contained in the report be noted and included in the Housing Roadmap for the consideration of Council.4. That a further report be provided to Council in respect of the results of the Short Term Accommodation Plan.5. That Council continue industry engagement and consultation through the Dubbo Housing Supply Reference Group and the NSW Government in respect of housing issues and the recommendations of the Regional Housing Taskforce.
---------------	---

The report previously considered by Council at its meeting on 28 April 2022 provided an overview of the state of the housing markets in both Dubbo and Wellington, in addition to analysis of the housing issues across the Local Government Area. The report also provided information in respect of the housing initiatives currently underway from the State Government and Council. In addition to the initiatives Council would be furthering to aid the consideration and development of housing.

Amongst other things, this report recommended that a Housing Roadmap be prepared to articulate to the community and stakeholders, Council's actions and initiatives in respect of housing. In consideration of this report, it was also recognised that the spectrum of influence for Council is at the strategic level through strategy, planning mechanisms, appropriate policy and guidance. In addition, Council can also assist the housing market through better and more effective guidance material and ensuring our processes meet the expectations of our community.

Based on the items identified in the report considered by Council at its meeting on 28 April 2022, this report provides the draft Dubbo Regional Housing Roadmap for the consideration of Council.

REPORT

1. Consultation

The actions and associated timeframes included in the draft Dubbo Residential Housing Roadmap have not been subject to additional consultation with industry as the various actions and elements included in the Roadmap were included in the previous report considered by Council at its meeting on 28 April 2022.

It should also be noted that the Roadmap has been developed taking account of the continued feedback and discussions of the Dubbo Housing Supply Reference Group and a specific meeting held in February 2022 with members of REINSW, Dubbo Residential Builders Group, industry professionals and Councillors. The following issues were raised at the meeting:

- The need for better promotion of housing opportunities for Dubbo including information on: dual occupancy development; secondary dwellings; and general information around planning controls.
- The need for the business strategy of Council in respect of the Keswick Estate to be clarified and communicated to industry, especially with current issues around land supply in Dubbo.
- A need for a variety of housing types and styles to be allowable at the Keswick Estate.
- The lack of affordable and social housing in Dubbo and especially the status of crisis accommodation.
- The status of the rental market and the affordability issues perspective tenants are experiencing.
- The need for further streamlined development assessment processes to ensure housing products are not further constrained.
- The need for Council to continue to examine innovative / other ways to facilitate housing.
- The status and number of existing buildings in Dubbo that could be re-purposed into short term and other residential accommodation.
- For Council to provide greater clarity and understanding to industry of what Council actions and initiatives are being undertaken and to ensure there is greater clarity for all players in the Housing Market.
- The extreme need for short term worker accommodation in Dubbo and the wider Region.

It should be noted that Council will continue to facilitate meetings of the Dubbo Housing Supply Reference Group as a key consultative initiative with industry.

2. Resourcing Implications

Resourcing successful completion of the actions and initiatives included in the Roadmap will be undertaken with staff time and resources through the existing Growth Planning function budget and funding for strategic projects through existing Restricted Assets.

The funding required, which is outside the normal Growth Planning budget allocation will be as follows:

- \$225,000 for Urban Release Area planning activities
- \$100,000 for a new Developer Contributions Plan for Urban Roads and a new Developer Servicing Plan for Water and Sewer
- \$75,000 Preparation of a Structure Plan for Montefiores

Funding for the other components as included in the Housing Roadmap will be accounted for in the Growth Planning Branch budget. It should also be noted that following commencement of the new organisational structure, the Integrated Planning and Reporting framework functions now sit under the Strategy, Partnerships and Engagement division. This change in the organisation will provide more capacity in the Growth Planning branch to achieve the actions as included in the draft Roadmap.

Total Financial Implications	Current year (\$)	Current year + 1 (\$)	Current year + 2 (\$)	Current year + 3 (\$)	Current year + 4 (\$)	Ongoing (\$)
a. Operating revenue	0	0	0	0	0	0
b. Operating expenses	0	200,000	200,000	0	0	0
c. Operating budget impact (a – b)	0	-200,000	-200,000	0	0	0
d. Capital Expenditure	0	0	0	0	0	0
e. Total net impact (c – d)	0	-200,000	-200,000	0	0	0
Does the proposal require ongoing funding?	No, funding project based					
What is the source of this funding?	Ongoing funding for a number of items in the Roadmap will be obtained from Restricted Assets					

Table 1. Ongoing Financial Implications

3 Purpose of the Roadmap

Council's role in housing supply involves facilitating an appropriate supply and mix of housing to meet community needs as well as to develop strategies and policies that encourage the construction of affordable housing. This Housing Roadmap includes Council's initiatives and actions over the immediate term (2022 to 2024 in line with Council's Delivery Program and Operational Plan) and longer term actions that will aim to assist the community's housing needs.

The Housing Roadmap has been prepared to also articulate Council's housing related plans, actions and initiatives to the broader community and stakeholders.

However, it should be noted that the draft Roadmap does not discuss or include any specific actions in respect of the Keswick Estate as this is the responsibility of another business unit of Council. The development of the Keswick Estate is the subject of a separate report which will be considered by Council.

The draft Housing Roadmap consists of three sections:

- (1) Understanding the local community's housing needs (demographic analysis),
- (2) Strategic framework and planned works (works program), and
- (3) Review of policies and supporting information.

4 Roadmap Actions

The Actions proposed to be included in the Roadmap form two separate and distinct components relating to the following:

- Strategic framework and planned works (works program)
- Review of policies and supporting information

The Actions within the Strategic framework and planned works section are as follows:

Action	Timeframe
Review of the Dubbo Regional Local Environmental Plan 2022 (Project Planning phase only)	December 2022
Review of the Dubbo Residential Areas Development Strategy	To be confirmed
New Developer Contributions Plan for Urban Roads	July 2023
New Developer Servicing Plan for Water and Sewer (Dubbo)	July 2023
North West Dubbo Urban Release Area Structure Plan	September 2022
Central West Dubbo Urban Release Area Structure Plan	December 2022
South West Dubbo Urban Release Area Structure Plan	July 2023
North West Dubbo Urban Release Area Development Control Plan	December 2022
Central West Dubbo Urban Release Area Development Control Plan (Proponent led)	December 2022
South West Dubbo Urban Release Area Development Control Plan	July 2023
Preparation of a Structure Plan for land at Montefiores - Wellington	July 2023
Review of the Wellington Town Strategy, including plans to identify and investigate future residential growth areas for Wellington, having regard to infrastructure provision, development constraints and community need	December 2023

Consultancy project to understand the overall demand for short term worker accommodation in the LGA moving forward, the models available for short term accommodation and to seek the financial modelling of a proposal for Dubbo and a proposal for Wellington	September 2022
---	----------------

The Actions within the Review of policies and supporting information Section are as follows:

Action	Timeframe
Review of Council's planning information on Council's website and identification of information gaps and currency of information	October 2022
Preparation of secondary dwelling toolkit	October 2022
Preparation of residential development toolkit	October 2022
Consultation with industry stakeholders and the State Government Department of Planning and Environment around suitability of a Policy position for streamlining residential Greenfields rezoning proposals	November 2022
Consultation with industry stakeholders and Council around suitability of a Policy Position for Social Housing	November 2022
Undertake service reviews as determined by Council	Ongoing
Undertake a review of Council's REMPLAN forecast data and include on Council's website	October 2022

5. Ongoing Monitoring and Review

Council's role in housing is the facilitator and regulator of housing in the Region. It is considered that we need to ensure our Policy settings, strategic planning, procedures and activities are suitable to ensure the Region can continue to realise the positive economic development opportunities available. In addition, we must also ensure that our actions and initiatives can cater for all members of society and not leave anyone outside of the housing spectrum.

For the reasons provided above, it is proposed that progress towards the various elements in the Roadmap will be reported to Council on a six monthly basis, with the next report due in November 2022. In addition, Council Staff will continue consultation and dialogue with members of the Dubbo Residential Housing Reference Group.

APPENDICES:

[1](#) Draft Housing Roadmap - Dubbo Region - June 2022



Draft

Housing Roadmap Dubbo Region

June 2022

1 Background

The Dubbo Regional Local Government Area continues to experience significant increases in housing demand. This increase can be attributed to continued economic development, enhancement of both Dubbo and Wellington as well as the impacts of incoming migration as a result of the COVID-19 Pandemic. Between 2017 and 2021, the growth profile in the LGA represents an increase of 2,062 persons, or some 3.8% (as at 2021), with an estimated total population of 54,195 persons in the Dubbo Regional Local Government Area.

In July 2021, the NSW Government established the Regional Housing Taskforce to respond to increasing pressures on the supply and affordability of housing in Regional NSW. In October 2021, the NSW Government released an independent report which found that a combination of factors is putting more pressure on housing supply in regional NSW. These include the need for greater prioritisation on the coordination and delivery of infrastructure to support new homes; a need for collaboration between all levels of Government, improved planning processes; and demand for more affordable and diverse housing in line with changing demographics, jobs growth, natural disasters, and migration trends. It is understood that the State Government is undertaking the preparation of a Housing Strategy which will incorporate the LGA.

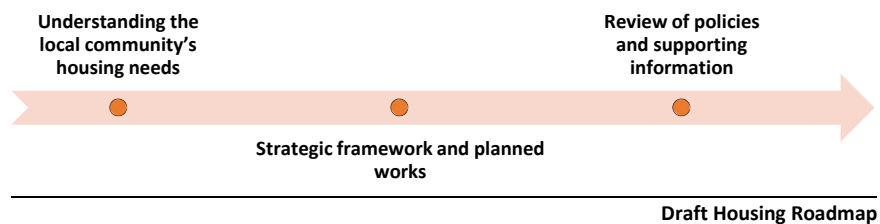
Council, as the Local Government Authority, is already responding to the housing demand in the community by undertaking a number of strategic actions and initiatives for the Dubbo and Wellington Housing Markets. It is recognised that Council's actions, will be critical to assist the delivery of housing across our community.

2 Purpose of the Housing Roadmap

This Housing Roadmap includes Council's actions and initiatives and actions over the immediate term (2022 to 2024, in line with Council's Delivery Program and Operational Plan) and longer term actions that will aim to assist the community's housing needs.

The draft Housing Roadmap consists of three sections:

- (1) Understanding the local community's housing needs (demographic analysis),
- (2) Strategic framework and planned works (works program), and
- (3) Review of policies and supporting information.



3 Demographic Trends

3.1 Housing in Dubbo and Wellington

Separate houses are the primary dwelling stock in Dubbo and Wellington and account for 82% and 85% of total stock respectively. Townhouses, and units/flats make up only 8% and 10% of dwellings in Dubbo and 5% and 2% of dwellings in Wellington respectively (ABS 2016). The household statistics for Dubbo at the 2016 Census show a relatively even split between households owning property outright, owing property by mortgage and renting, as follows:

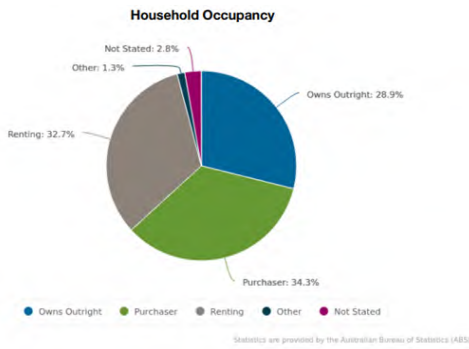


Figure 1 Dubbo Household Occupancy

In Wellington, the statistics vary with a higher percentage renting and a lower percentage with a mortgage.

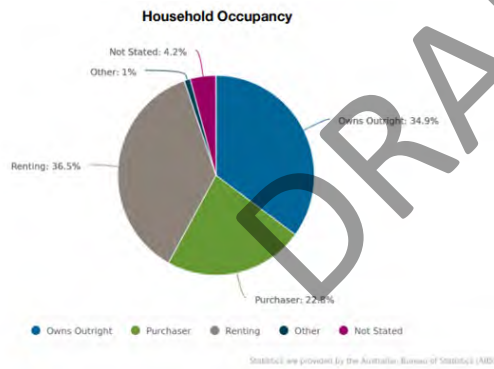


Figure 2 Wellington Household Occupancy

3.2 Meeting the housing needs of our community

Demographic analysis continues to show a mismatch between dwelling stock and household composition in the Dubbo Regional LGA. At the last census, four plus bedroom dwellings accounted for 41.5% of total stock in Dubbo (an increase of 6% from 2011) and three bedroom dwellings accounted for 50.8% of dwellings in Wellington.

One person households and couple only households made up a total of 55% of total households in the LGA. However, only 2.9% of dwellings in Dubbo and 3.4% of dwellings in Wellington are one bedroom. Two bedroom dwellings make up 15.4% of stock in Dubbo and 17.8% in Wellington. The Dubbo Household Structure is as follows:

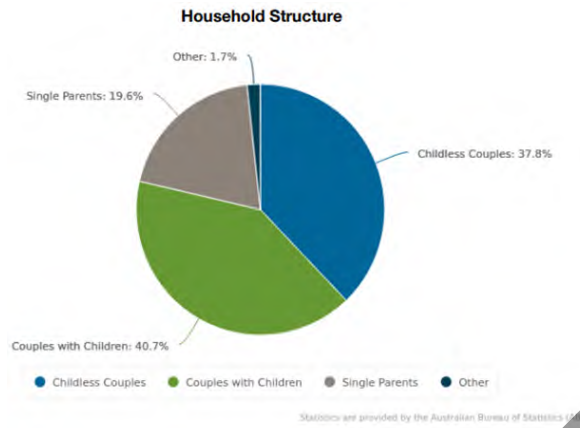


Figure 3 Dubbo Household Structure

In Wellington, there are more single parent households and less couples with children than in Dubbo.

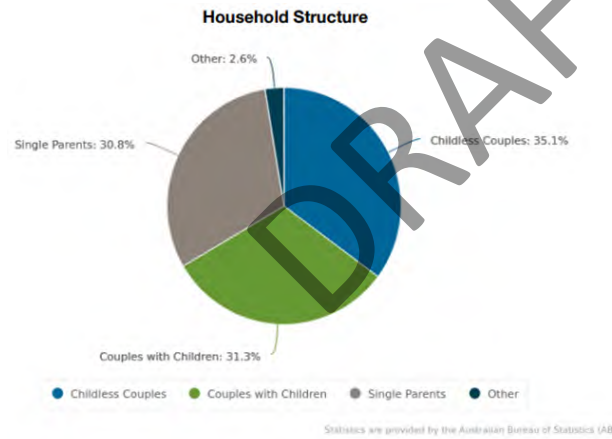


Figure 4 Wellington Household Structure

Demographic analysis also indicates that by 2041 the elderly (80+) age cohort is forecast to experience the largest increase in the LGA. Coupled with more single person households, it shows a considerable demand for smaller dwellings which could also assist the range of housing options available to our community.

3.3 The local housing market

Dubbo

The median house price in Dubbo between January 2021 and December 2021 has increased from \$385,000 to \$455,444. Median unit prices in Dubbo over the last 12 months to December 2021 increased from \$270,000 to \$309,500. The median price of land in Dubbo increased by 15.53% to \$199,000 over the last 12 months to December 2021.

Wellington

In Wellington, the median house price between January 2021 and December 2021 increased from \$177,000 to \$230,000. Land in Wellington has seen a significant increase in price between December 2020 and November 2021, with data showing the median price in this time increasing from \$28,000 to \$68,500.

3.4 Rental Vacancy Rates

Figure 5 shows the rental vacancy rates for Dubbo over time from 2005 to April 2022. The rental vacancy rate as at April 2022 was 0.6%, highlighting the difficulty faced by residents in finding property.

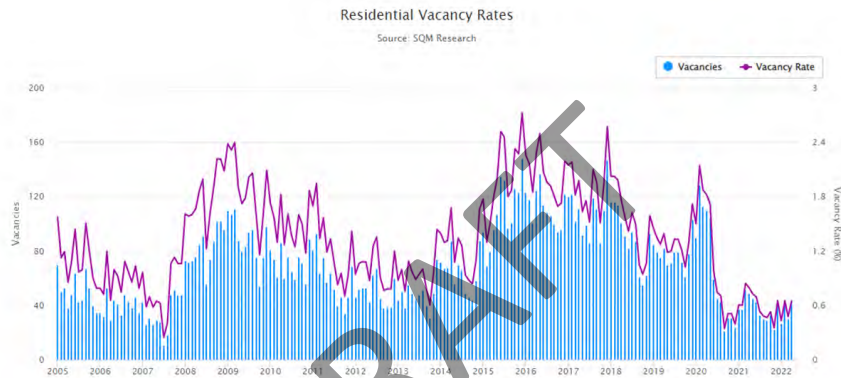


Figure 5 Dubbo Rental Vacancy Rate

In respect of rental vacancy rates for Wellington, the data in Figure 6 shows a rental vacancy rate of 3.7% in April 2022.

However, it is also acknowledged that the rental vacancy figures do not show the total state of the rental market with this data representative only of properties being actively offered for rent and does not represent actual total properties active in the market at any one time.

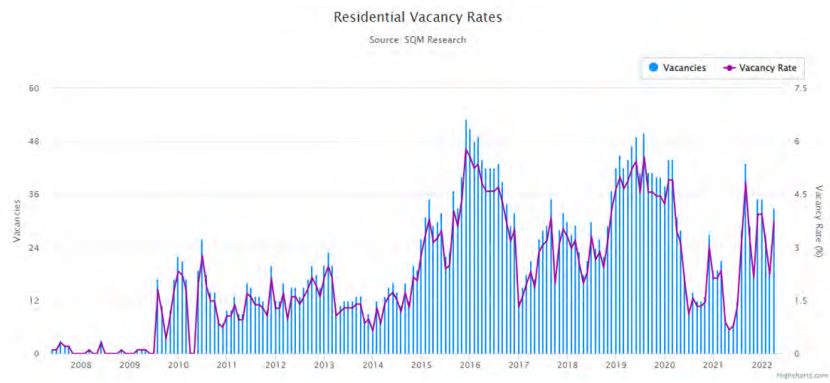


Figure 6 Wellington Residential Vacancy Rate

Overall, analysing demographic trends for the region has shown that there is a significant need for a range of housing types and densities in both Dubbo and Wellington.

To respond to the local community’s housing needs, Council has a number of strategic actions and plans in place, as well as a number of initiatives that will work towards providing housing in the community. These are highlighted in the next section of the Housing roadmap.

DRAFT

4. Strategic Framework and Planned Works

4.1 Comprehensive Local Environmental Plan

The new Dubbo Regional Local Environmental Plan (LEP) 2022 commenced operation in March 2022. To ensure the Local Environmental Plan can continue to deliver the required lands for our future growth and development in addition to managing the natural environment, a review process for the new LEP will be undertaken. The first stage of this body of work will include scoping and project planning.

Action	Timeframe
Review of the Dubbo Regional Local Environmental Plan 2022 (Project Planning)	December 2022

Following this project planning and scoping phase, the next stages of this project will form the basis of further reports to Council.

4.2 Dubbo Residential Areas Development Strategy

The Dubbo Residential Areas Development Strategy forms the major background analysis and review of the demands for housing in Dubbo and originally identified the residential expansion opportunities in West Dubbo and South-East Dubbo over time.

Given the actions of the NSW State Government in respect of the preparation of a 'Housing Strategy' for the Dubbo Regional and Narromine Local Government Areas, a further review processes will take place after the preparation of this State led strategy. As such, a timeframe for this body of work cannot be confirmed at the present time.

Action	Timeframe
Review of the Dubbo Residential Areas Development Strategy	To be confirmed

Following the receipt of further project information from the State Government in respect of a regional housing strategy, further reports will be provided to Council for consideration.

4.3 Infrastructure Contributions - planning for future growth

Infrastructure Contributions help with housing delivery in the local community. Council already has a Developer Contributions Framework for Dubbo. This includes the following:

- Section 94 Contributions Plan for Roads, Traffic Management and Car Parking;
- Section 94 Contributions Plan for Stormwater;
- Section 7.11 Contributions Plan for Open Space and Recreation Facilities;
- Section 7.11 Contributions Plan for South-East Stormwater; and
- Section 64 Developer Contributions Policy for Water and Sewer.

In respect of Wellington, the following Developer Contributions Framework is in place:

- Section 94A Developer Contributions Plans; and
- Developer Servicing Plan for Water and Sewer.

Emphasis has been placed on the preparation of a new Developer Contributions Plan for Urban Roads and a new Developer Servicing Plan for Water and Sewer Infrastructure for Dubbo.

Action	Timeframe
New Developer Contributions Plan for Urban Roads	July 2023
New Developer Servicing Plan for Water and Sewer Dubbo	July 2023

4.4 Strategic planning activities in Dubbo's Urban Release Areas

The Dubbo Regional Local Environmental Plan 2022 contains a number of residential growth areas in West Dubbo. The subject lands are shown in Figure 7. These areas, along with land in South-East Dubbo, will facilitate the future growth and development of the City over the next 30 years. Analysis has shown that these lands, in addition to lands in South-East Dubbo (development already underway) will provide in excess of some 11,000 residential allotments over time.

The first component of this work is the preparation of Structure Plans for each of the three areas. The role of a Structure Plan is to guide the development of the area through the identification of strategic constraints, infrastructure planning and development density to ensure we can provide liveable neighbourhoods into the future.

A key component in examining each of these areas is ensuring we can provide housing choice and flexibility to meet our housing requirements in the future through identifying a range of housing opportunities.

Action	Timeframe
North West Urban Release Area Structure Plan	September 2022
Central West Urban Release Area Structure Plan	December 2022
South West Urban Release Area Structure Plan	July 2023

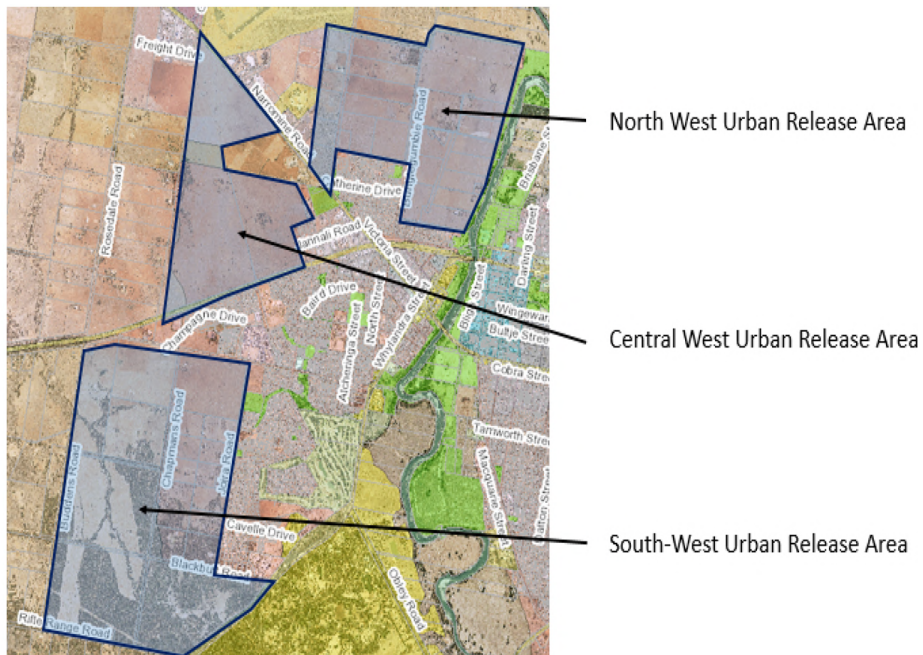


Figure 7 West Dubbo Urban Release Areas

The second component of our Urban Release Area planning activities includes the preparation of specific Development Control Plans for each of the Release Areas.

The role of a Development Control Plan is to clearly articulate and guide the development of the various precincts by easy to understand information and controls. The key to a successful Development Control Plan will include significant consultation with stakeholders

Action	Timeframe
North West Urban Release Area Development Control Plan	December 2022
Central West Urban Release Area Development Control Plan	December 2022
South West Urban Release Area Development Control Plan	July 2023

4.5 Review of the Wellington Town Strategy

The general growth and development in Wellington is centred on factors regarding general affordability, the character and size of Wellington and the increasing development of the Central West and Orana Renewable Energy Zone.

Development of the Central West and Orana Renewable Energy Zone has seen a significant increase in activity around Wellington, with the planning and development of large scale renewable energy projects currently underway and the potential for a significant increase in renewable energy development activity in the future.

Action	Timeframe
Preparation of a Structure Plan for Montefiores - Wellington	July 2023
Review of the Wellington Town Strategy, including plans to identify and investigate future residential growth areas for Wellington, having regard to infrastructure provision, development constraints and community need	December 2023

4.6 Short Term Worker Accommodation Planning

The Local Government Area is experiencing a significant increase in economic activity, which is driving the need for the provision of short term worker accommodation in both Dubbo and Wellington. The drivers of this need for short term worker accommodation include the following:

- Upcoming renewable energy projects associated with the Central West and Orana Renewable Energy Zone;
- Being recognised as the first Critical Minerals Hub in the State, including the development of the Australian Strategic Minerals project at Toongij;
- Inland Rail project at Narromine;
- The needs of the different industries - including Fletchers International and others in the region
- Accommodation requirements for health and other key industry workers in the LGA.

It is understood that the State Government and other industry participants are also examining various methodologies for the development of short term worker accommodation.

Action	Timeframe
Consultancy project to understand the overall demand for short term worker accommodation in the LGA moving forward, the models available and to seek the financial modelling of a proposal for Dubbo and a proposal for Wellington	September 2022

5 Review of Policies and Supporting Information

5.1 Industry Guidance Materials

A key issue raised by Industry stakeholders is the need for better and effective promotion of development opportunities and a review of Council's guidance material. This is particular in respect of residential development and generally includes the following:

- The need for promotional material around Council's planning controls and their meaning, this is for secondary dwellings, dual occupancy and residential development in general;
- The need for promotional material around where medium density residential development can be undertaken; and
- Residential subdivision requirements

Similar guidance materials will also be prepared for residential development in Wellington.

Action	Timeframe
Review of Council's planning information on Council's website and identification of information gaps and currency of information	October 2022
Preparation of secondary dwelling toolkit	October 2022
Preparation of residential development toolkit	October 2022

5.2 Policy Initiatives

Policy for Housing Choice in Greenfields Subdivisions

This Policy would provide explanation around the possible pathways towards the potential proponent led changes to planning controls in limited areas in Greenfield subdivisions.

This may be in the form of lowering a minimum allotment size for the subdivision of land to provide a more affordable house and land product to market.

Action	Timeframe
Consultation with industry stakeholders and the State Government Department of Planning and Environment around suitability of a Policy position	November 2022

Community Housing Policy

Development of a Community Housing Policy, which will examine ways social housing can be incentivised to deliver further opportunities for development in the LGA.

Action	Timeframe
Consultation with industry stakeholders and Council around suitability of a Policy Position	November 2022

5.3 Process Improvements

The systems and processes of Council, whilst operating in accordance with Legislation and Policy provided predominantly by the NSW State Government, are important steps in the development processes towards the delivery of housing. This also includes the facilitation of timely land release to market.

A key component of these systems and processes is the Subdivision process. This includes the processes Council employs in the phases between development approvals through to subdivision lot delivery.

Council, as a component of our service review framework is currently undertaking a review of this process to ensure it can operate as efficiently and effectively as possible across the organisation and more importantly, ensure the customer experience is at the forefront of our operations.

Action	Timeframe
Undertake regular service reviews as determined by Council	Ongoing

5.4 Information availability

Council is the holder of a significant amount of information around housing and housing delivery, which ranges from general population demographics, strategic planning information, land availability, pipelines, development application processing figures and timelines.

It is recommended that a dashboard system be developed for inclusion on Council's website, which includes the following:

- Development data including trends and insights; and
- Strategic planning works program.

Action	Timeframe
Undertake a review of Council's REMPLAN forecast data and include on Council's website	October 2022

6 Implementation and Review

Council's role in housing is the facilitator and regulator of housing in the Region. It is considered that we need to ensure our Policy settings, strategic planning, procedures and activities are suitable to ensure the Region can continue to realise the positive economic development opportunities available. In addition, we must also ensure that our actions and initiatives can cater for all members of society and not leave anyone outside of the housing spectrum.

Progress towards the various elements of the Roadmap will be reported to Council on a six monthly basis.



REPORT: 2022 Community Needs and Satisfaction Survey Results

DIVISION: Strategy, Partnerships and Engagement
REPORT DATE: 14 June 2022
TRIM REFERENCE: ID22/1163

EXECUTIVE SUMMARY

Purpose	Provide review or update	
Issue	<ul style="list-style-type: none"> The Dubbo Regional Council 2022 Community Needs and Satisfaction Survey was conducted between 14 February 2022 and 4 March 2022. 	
Reasoning	<p>The objectives of the 2022 Community Needs and Satisfaction Survey process were to:</p> <ul style="list-style-type: none"> Measure the importance of, satisfaction with, services and facilities provided by Council. Compare levels of satisfaction for Council's services and facilities with previous results and with similar councils. Assist Council in identifying service priorities for the community. Identify future priorities for Council to focus on. Evaluate Council's customer service and communication. 	
Financial Implications	Budget Area	Corporate Image and Communications
	Funding Source	Corporate Image and Communications/ Community Participation Survey
	Proposed Cost	Survey: \$16,996.65 Advertising: \$4,850.00
	Ongoing Costs	NA
Policy Implications	Policy Title	There are no policy implications arising from this report.

STRATEGIC DIRECTION

The 2040 Community Strategic Plan is a vision for the development of the region out to the year 2040. The Plan includes five principle themes and a number of strategies and outcomes. This report is aligned to:

Theme: 4 Community Leadership

CSP Objective: 4.3 The resources of Council are appropriately managed

Delivery Program Strategy: 4.3.5 Council strives for transparency and is an organisation that values two way communication with stakeholders and the broader community

RECOMMENDATION

- 1. That the findings from the 2022 Community Needs and Satisfaction Survey Report be noted.**
- 2. That the next Community Satisfaction and Needs Survey be conducted in March 2024.**

Natasha Comber
Director Strategy, Partnerships and Engagement

KG
Manager Corporate Image
and Communication

BACKGROUND

Community satisfaction measurement is an integral component of the community consultation process undertaken to meet the Integrated Planning and Reporting requirements. Outcomes from the survey assist in informing the Community strategic Plan and identifying potential areas of services improvement, exploration or review.

The Dubbo Regional Council 2022 Community Needs and Satisfaction Survey was conducted between 14 February 2022 and 4 March 2022. A computer-aided telephone interview survey was used to obtain responses from 600 residents, 18 years or older, throughout the Dubbo Regional local government area.

The final result, analysis and recommendations have been completed by Taverner Research Group. The report is branded Taverner Research, reflecting the acquisition of IRIS Research by Taverner in 2020 and its integration with the new owners.

The purpose of the Community Needs and Satisfaction Survey is to track Council's performance in service delivery, identify priority areas and community needs and evaluate Council's customer services and communication, along with the quality of life in the LGA.

The objectives of the 2022 Community Needs and Satisfaction Survey process were to:

- Measure the importance of, satisfaction with, services and facilities provided by Council.
- Compare levels of satisfaction for Council's services and facilities with previous results and with similar councils.
- Assist Council in identifying service priorities for the community.
- Identify future priorities for Council to focus on.
- Evaluate Council's customer service and communication.

The consultant's report with the findings from the 2022 Community Needs and Satisfaction Telephone Survey is attached as **Appendix 1**. 600 phone surveys were completed. A secondary survey was available online. 193 responses were received online. Satisfaction levels in this report are from the phone survey only. A summary of the online responses are attached as **Appendix 2**.

Findings from the survey gauge the level of satisfaction that residents have with the various services, operations and functions of Council. The findings will be utilised to inform decision making regarding the organisation's operations and areas of improved performance.

The goal of the survey is to have a detailed assessment of community views from a representative, random sample of the Dubbo Regional Local Government Area population based on 2016 Census profile.

The objective for the 2019 Community Needs and Satisfaction Survey were to:

1. Measure the importance of, and satisfaction with, services and facilities provided by Council.
2. Compare levels of satisfaction for Council's services, facilities and customer service with similar councils.
3. Assist Council in identifying service use priorities for the community.
4. Give Council guidance on future needs of the community.
5. Understand resident perceptions of the Dubbo Regional Council as a place to live, work and do business.

The 2022 survey provides an important benchmark on community satisfaction. Taverner Research Group has been engaged under a two year contract to provide the same scope of work. COVID-19 delayed the final survey.

Previous Resolutions of Council

22 July 2019	<ol style="list-style-type: none">1. That the report from the Chief Executive Officer dated 9 July 2019, be noted.2. That findings from the Community Needs and Satisfaction Survey Report be shared with the community, through Council's website, Council Column and Mayoral Column.
--------------	---

REPORT

Consultation

Taverner Research Group were engaged to facilitate the 2022 Community Needs Survey. The researchers surveyed 600 residents, 18 years or older, throughout the Dubbo Regional local government area via the telephone. The survey period was promoted via the below mechanisms. A link to the online survey was also used as the key call to action for residents wanting to participate that had not been phoned by the independent research group.

The 2022 Community Needs Survey was promoted via:

- Media Release, 9 February 2022
- Webpage dubbo.nsw.gov.au/communityneedssurvey
- Social Media: Facebook, Instagram and Twitter

A total of 13 social posts were promoted to the community, with a total reach of 14,369. The results from these posts were organic; no funding was used to support messaging. During the promotional period of 9 February to 6 March 2022, the Community Needs and Satisfaction Survey webpage on dubbo.nsw.gov.au received 431 hits.

Date	Platform	Reach
9 February 2022	Facebook	1887
9 February 2022	Instagram	133
9 February 2022	Twitter	303
14 February 2022	Facebook	3654
14 February 2022	Instagram	168
14 February 2022	Twitter	320
20 February 2022	Facebook	3164
20 February 2022	Instagram	223
25 February 2022	Facebook	1018
25 February 2022	Instagram	143
28 February 2022	Facebook	1491
2 March 2022	Facebook	1723
2 March 2022	Instagram	142

- Radio Advertising campaigns were placed on the local stations below from w/c 9 February – 27 February 2022
DCFM Community Radio
ZOO FM Commercial Radio
2DU Commercial Radio
MMM Commercial Radio
Binjang Community Radio
- Print Advertising
Dubbo Photo News, ½ page 10 February 2022
Dubbo PhotoNews Snapshot, 10 and 24 February 2022
Mailbox Shopper ½ page, 16 February 2022

Resourcing Implications

- An external consultant was engaged to complete the survey.
- Staff commitment included design of advertising collateral and communication planning. Also web and digital development.
- Cost of engaging external consultant was \$16,996.65
- Cost of advertising was \$4,85.00

Total Financial Implications	Current year (\$)	Current year + 1 (\$)	Current year + 2 (\$)	Current year + 3 (\$)	Current year + 4 (\$)	Ongoing (\$)
a. Operating revenue	0	0	0	0	0	0
b. Operating expenses	21,847	0	0	0	0	0
c. Operating budget impact (a – b)	-21,847	0	0	0	0	0
d. Capital Expenditure	0	0	0	0	0	0
e. Total net impact (c – d)	-21,847	0	0	0	0	0
Does the proposal require ongoing funding?	No					
What is the source of this funding?	NA					

Table 1. Ongoing Financial Implications

Summary of Key Findings of the 2022 Community Needs Survey:

- Overall satisfaction with the performance of Dubbo Regional Council is performing below comparable regional councils in NSW.
- 81% of residents agree that, overall, Dubbo Regional Council area is a good place to live.
- 91% of residents are proud to live in the Dubbo Regional Council area.
- 65% of residents have contacted DRC in the past 12 months, of which 66% are satisfied.
- 57% of residents are satisfied with the appearance of Dubbo and Wellington CBD's and surrounding areas.
- 75% of residents agree that Council positively promotes its activities and achievements.

The most valued aspects of living in Dubbo Regional Council are:

1. Community
2. Country atmosphere
3. Good quality facilities
4. Family and friends

Key themes for the needs of the Dubbo Local Government Area:

1. Dubbo Regional Council – the new Councillors; stability; transparency; consultative.
2. Roads – further maintenance; improvement in the road network.
3. Residential development - more (affordable) housing; land availability.
4. Sporting facilities – basketball; rugby league; water sports.

Overall satisfaction with Council's performance has dropped below comparable Councils. 38% of residents surveyed were very dissatisfied or dissatisfied with Council's performance. These respondents identified the administration of Dubbo Regional Council, road maintenance, community consultation and improving the services and facilities as key improvement areas.

There is a link between the belief that Council positively promotes its achievement and activities and higher satisfaction with Council and its services and facilities as well as higher perceptions of the Dubbo Regional Council area. As such, positive promotion of Council's achievement and activities is an important element in improving resident satisfaction.

Summary of Key Service Areas:

Housing and Basic Services

- Water supply, sewerage service and household recycling service are outperforming comparable NSW regional councils.
- 68% of residents are satisfied with household recycling service.
- 15% of residents are satisfied with access to affordable housing, with a 2022 score of 2.7 out of 5 (compared to 3.5 in 2019).

Infrastructure

- Council is outperforming the comparable NSW regional councils in street lighting with 56% of residents satisfied with street lighting.
- Road maintenance services including both sealed roads and unsealed roads recorded low average satisfaction ratings. Sealed roads did especially badly, with a score of 2.5 out of 5 (compared to 3.0 for comparable councils, and 2.9 for 2019 Dubbo).
- Satisfaction with traffic management and car parking in CBD was above average satisfaction of comparable regional councils in NSW, where in 2019 it was below.

Economy

- Supporting local business development and promotion of tourism are outperforming comparable councils in NSW.
- Access to diverse shopping is a strength of Council's economic services.
- 56% of residents are satisfied with promotion of tourism, 54% of residents are satisfied with access to diverse shopping.
- Residents are least satisfied with the development application assessment process, same as 2019.

Leadership

- Council's events and support for events recorded the highest satisfaction rating (3.4 out of 5).
- Residents are least satisfied with being a well-run and managed Council (2.7 out of 5).

Liveability

- Council is outperforming comparable councils in six services including libraries, swimming pools, community halls, sports grounds, childcare facilities and community facilities.
- Council improved over 2019 in two services - swimming pools and river management.
- Overall satisfaction with the appearance of Dubbo and Wellington CBDs and surrounding areas held steady against 2019, is underperforming relative to an average of comparable regional councils in NSW. Fifty-seven percent (57%) of residents are satisfied with the appearance of CBDs.

Facility Usage

- Parks are the facilities used by the highest proportion of Dubbo Regional Council residents (90%). 61% of residents have visited the Dubbo Regional Theatre and Convention Centre at least once a year.

Customer Services

- 66% overall satisfaction.
- 20% of customers contacted Council regarding waste, 16% for general maintenance, 15% for rates and 14% for roads.
- Local radio then Facebook were listed as the most preferred sources of information.

Perceptions of the Dubbo Regional Council area

- Six of the 12 statements recorded high average agreement ratings. All other statements (except "Residents have opportunity to have a say on important issues") recorded medium average agreement ratings, indicating that residents have generally high perceptions of the Dubbo Regional Council are as a place to live, work and do business.
- Access to open spaces, sporting and recreational activities, being an inclusive community and the range of Aboriginal and Torres-Strait islander services are viewed as strengths of living in the region among residents.

Performance of elected Councillors

- 16% of residents are satisfied with the performance of elected Councillors.
- Overall satisfaction with the performance of elected Councillors (2.4 out of 5) is performing below the result in 2019 (3.3 out of 5).

Dubbo Regional Council's community satisfaction levels against external benchmarks:

Outperforming comparable NSW regional councils

- Water supply
- Street lighting
- Promotion of tourism
- Household recycling service
- Supporting local business development
- Sewerage service
- Childcare facilities and community halls and cultural centres

In-line with comparable NSW regional councils

- Access to affordable housing
- Household waste collection and annual kerbside clean-up service
- Parks, playgrounds, river management and rural reserves

Underperforming relative to an average of comparable regional councils in NSW

- Maintenance of sealed and unsealed roads
- Development application assessment process, managing residential development
- Maintenance of public toilets, cemeteries

Timing of the community needs survey has enabled consideration of survey outcomes in finalising the draft Delivery and Operational Plan. Whilst this process did not identify any new or unknown areas for service development or improvement, it enabled some more specific updates on relevant actions within the operational plan. This included including development of a broader community engagement framework that focuses on truly understanding community needs, priorities and frustrations, and enabling informed community participation in Council decision making.

Community needs survey findings, and functional level satisfaction surveys undertaken across the organisation, will also be used to inform the scoping of proposed services reviews, in addition to informing additional services reviews or service improvement initiatives. For example, addressing the dissatisfaction of roads in the region is not just about budget allocation but looking at the systems and process in place to manage that service, the existing decision making framework of prioritising new builds and renewals and communicating this process better with community.

Importantly, such input from the community needs to be considered in the context of Council's ability to control, influence, finance and prioritise. The process of this full circle consideration will require further conversations with community to gain further input and build shared understanding.

SUMMARY

The results of the 2022 Community Needs and Satisfaction Survey indicate a deterioration in overall satisfaction with the performance of Dubbo Regional Council over the past 12 months (2.79 out of 5) compared to 2019 and other regional NSW councils. 30% of residents are satisfied with the performance of Council, with overall satisfaction with the performance of elected Councillors is 2.4 out of 5. 16% of residents are satisfied with the performance of Councillors.

Planned Communications

- The 2022 Community Needs Survey results will be published online via dubbo.nsw.gov/communityneeds.
- A media release will be distributed to local media outlets, following adoption, pointing to the document, the key findings and the high level goals to improve the community's satisfaction.

- The report will be further reviewed by staff across the organisation to support service improvement and increase community insight.

Next Steps

- That a future Community Satisfaction and Needs Survey be conducted in March 2024.

APPENDICES:

- [1](#) Community Satisfaction and Needs Survey 2022 - Phone Results
- [2](#) Community Satisfaction and Needs Survey 2022 - Online Results



FINAL REPORT

Community Satisfaction and Needs Survey

Dubbo Regional Council

June 2022



FINAL REPORT



Community Satisfaction and Needs Survey

Dubbo Regional Council

June 2022

Prepared by: James Parker and Craig Stuchbury

Document Reference: 6202

Version: 06



The
Research
Society

2021-22
Company Partner
ETHICS

Taverner Research Group | T +61 2 9212 2900 | W www.taverner.com.au

A Level 2, 88 Foveaux Street, Surry Hills, NSW 2010, Australia |

Taverner Research Group is wholly owned by Tobumo Pty Ltd | ABN 93 003 080 500

Confidential/Disclaimer

Notice The information contained herein is confidential and has been supplied under a confidentiality agreement. If you are not authorised to view or be in possession of this document you are hereby notified that any dissemination, distribution or duplication of this document is expressly prohibited. If you receive this document in error, please notify Taverner Research Group immediately on +61 2 9212 2900.

Limitations/Liability

While all care and diligence has been exercised in the preparation of this report, Taverner Research Group does not warrant the accuracy of the information contained within and accepts no liability for any loss or damage that may be suffered as a result of reliance on this information, whether or not there has been any error, omission or negligence on the part of Taverner Research Group or its employees.

CONTENTS

1. EXECUTIVE SUMMARY	8
2. BACKGROUND	11
3. RESEARCH DESIGN	12
4. OVERALL SATISFACTION	16
4.1. Overall Satisfaction with Council	16
4.2. Internal Benchmarks	17
4.3. External Benchmarks	18
5. COUNCIL SERVICES & FACILITIES	22
6. PRIORITISING SERVICES & FACILITIES	35
6.1. Quadrant Analysis	35
7. QUALITY OF LIFE	44
8. CUSTOMER SERVICES	48
9. COUNCIL COMMUNICATION & CONSULTATION	54
10. APPENDIX 1 – SUBGROUP ANALYSIS	59

FIGURES

Figure 1 Overall satisfaction with the performance of Dubbo Regional Council	16
Figure 2 Overall satisfaction with Council – Breakdown Comparison	17
Figure 3 Overall satisfaction with Council – External Benchmarks	18
Figure 4 One improvement to Council's service delivery	19
Figure 5 Satisfaction with Council broadly	21
Figure 6 Housing and Basic Services	22
Figure 7 Infrastructure	24
Figure 8 Economy	26
Figure 9 Leadership	28
Figure 10 Liveability	30
Figure 11 Frequency of using facilities 1	33
Figure 12 Frequency of using facilities 2	34
Figure 13 Quadrant Analysis	36
Figure 14 One thing most value about living in DRC area	38
Figure 15 Top priorities for Council in Next Five Years	40
Figure 16 One thing DRC area currently needs	42
Figure 17 Agreement with wellbeing statements 1	44
Figure 18 Agreement with wellbeing statements 2	44
Figure 19 Agreement with wellbeing statements 3	45
Figure 20 Proud to live in the DRC area	47
Figure 21 Preferred method of contacting Council	48
Figure 22 Contacted Council in 12 months	49
Figure 23 Method of contact	50
Figure 24 Reason for contact	51
Figure 25 Satisfaction of Council's customer services	52
Figure 26 How could Council have improved your experience	53
Figure 27 Sources of information on Council's services and activities	54
Figure 28 Preferred way to receive information on Council's services and activities	56
Figure 29 Council positively promotes its activities and achievements	58

I

COMMUNITY SATISFACTION AND NEEDS SURVEY: REF 6202,
JUNE 2022

FIGURES



TABLES

Table 1 Telephony Sample	12
Table 2 Survey Weighting	13
Table 3 Sample Profile	13
Table 4 Overall satisfaction with Council – Subgroup Analysis	17
Table 5 One improvement to Council's service delivery – Subgroup Analysis	19
Table 6 One improvement to Council's service delivery – Internal Benchmarks	20
Table 7 Satisfaction with Council broadly – Subgroup Analysis	21
Table 8 Satisfaction with Council broadly – Internal Benchmarks	21
Table 9 Housing and Basic Services – Subgroup Analysis	22
Table 10 Housing and Basic Services – Internal Benchmarks	23
Table 11 Housing and Basic Services – External Benchmarks	23
Table 12 Infrastructure – Subgroup Analysis	24
Table 13 Infrastructure – Internal Benchmarks	25
Table 14 Infrastructure – External Benchmarks	25
Table 15 Economy – Subgroup Analysis	26
Table 16 Economy – Internal Benchmarks	27
Table 17 Economy – External Benchmarks	27
Table 18 Leadership – Subgroup Analysis	28
Table 19 Leadership – Internal Benchmarks	29
Table 20 Leadership – External Benchmarks	29
Table 21 Liveability – Subgroup Analysis	30
Table 22 Liveability – Internal Benchmarks	31
Table 23 Liveability – External Benchmarks	31
Table 24 Derived importance scores for Council services and facilities (2022 only)	32
Table 25 Frequency of using facilities – Subgroup Analysis	34
Table 26 Quadrant Analysis	37
Table 27 One thing most value about living in DRC area – Subgroup Analysis	39
Table 28 Top priorities for Council in next five years – Subgroup Analysis	41
Table 29 One thing DRC area currently needs – Subgroup Analysis	43

TABLES

Table 30 Agreement with statements – Subgroup Analysis	45
Table 31 Agreement with statements – Internal Benchmarks	46
Table 32 Proud to live in the DRC area – Subgroup Analysis	47
Table 33 Proud to live in the DRC area – Internal Benchmark	47
Table 34 Preferred Method of Contacting Council – Subgroup Analysis	48
Table 35 Preferred Method of Contacting Council – Internal Benchmarks	48
Table 36 Contacted Council in 12 months – Subgroup Analysis	49
Table 37 Contacted Council in 12 months – Internal Benchmarks	49
Table 38 Method of contact – Subgroup Analysis	50
Table 39 Method of contact – Internal Benchmarks	50
Table 40 Reason for contact – Subgroup Analysis	51
Table 41 Satisfaction with Council's customer services – Subgroup Analysis	52
Table 42 Satisfaction of Council's customer services – Internal Benchmark	52
Table 43 How could Council have improved your experience – Subgroup Analysis	53
Table 44 How could Council have improved your experience – Internal Benchmarks	53
Table 45 Sources of information on Council's services and activities – Subgroup Analysis	54
Table 46 Sources of information on Council's services and activities – Internal Benchmark	55
Table 47 Preferred way to receive information on Council's services and activities – Subgroup Analysis	56
Table 48 Preferred way to receive information on Council's services and activities – Internal Benchmarks	57
Table 49 Council positively promotes its activities – Subgroup Analysis	58
Table 50 Council positively promotes its activities – Internal Benchmarks	58

1. EXECUTIVE SUMMARY



Dubbo Regional Council (DRC) commissioned Taverner Research Group (TRG) to conduct its 2022 Community Satisfaction and Needs Survey, as a random and representative telephone survey of 600 adult residents living within the Dubbo Region. Surveying was conducted from February 14th to March 4th. Sampling error is $\pm 4\%$ at the 95% confidence level. Among the key findings:

- Overall satisfaction with the performance of Council was below comparable regional councils in NSW.
- 81% of residents agreed that Dubbo Region is a good place to live.
- 91% of residents were proud to live in the Dubbo Regional Council area.
- 65% of residents had contacted DRC in the past 12 months, of which 66% were satisfied.
- 57% of residents were satisfied with the appearance of Dubbo and Wellington CBD's and surrounding areas.
- 75% of residents agreed that Council positively promotes its activities and achievements.

The most valued aspects of living in Dubbo Regional Council were:

1. Community
2. Country atmosphere
3. Good quality facilities
4. Family and friends

Key themes for the needs of the Dubbo Local Government Area were:

1. Dubbo Regional Council – the new Councillors; stability; transparency; consultative.
2. Roads – further maintenance; improvement in the road network.

3. Residential development - more (affordable) housing; land availability.
4. Sporting facilities – basketball; rugby league; water sports.

Overall satisfaction with Council's performance has dropped below comparable Councils. 38% of residents surveyed were very dissatisfied or dissatisfied with Council's performance. These respondents identified the administration of Council, road maintenance, community consultation and improving the services and facilities as key improvement areas.

There is a link between the belief that Council positively promotes its achievement and activities, and higher satisfaction with Council and its services and facilities as well as higher perceptions of the Dubbo Regional Council area. As such, positive promotion of Council's achievement and activities is an important element in improving resident satisfaction.

Summary of key service areas:

Housing and Basic Services

Water supply, sewerage service and household recycling service outperformed comparable NSW regional councils.

- 68% of residents were satisfied with household recycling service.
- 15% of residents were satisfied with access to affordable housing, with a 2022 score of 2.7 out of 5 (compared to 3.5 in 2019).

Infrastructure



1. EXECUTIVE SUMMARY

Satisfaction with several services measured within this category performed below comparable Councils.

- Council outperformed comparable NSW regional councils in street lighting, with 56% of residents satisfied with street lighting.
- Road maintenance, including both sealed and unsealed roads, recorded low average satisfaction ratings. Sealed roads did especially badly, with a score of 2.5 out of 5 (compared to 3.0 for comparable councils, and 2.9 for Dubbo in 2019).
- Satisfaction with CBD traffic management and car parking was above-average for comparable regional councils in NSW, whereas in 2019 it was below.

Economy

None of the economic services showed improvement since 2019.

- However supporting local business development and promotion of tourism outperformed comparable councils in NSW.
- Access to diverse shopping was a strength of Council's economic services.
- 56% of residents were satisfied with promotion of tourism, while 54% of residents were satisfied with access to diverse shopping.
- Residents were least satisfied with the development application assessment process, same as 2019.

Leadership

Each leadership measure declined since 2019.

- Council's events and support for events recorded the highest satisfaction rating (3.4 out of 5).
- Residents were least satisfied with being a well-run and managed Council (2.7 out of 5).

Liveability

Liveability remained a high performing service area and a strength of Council's service delivery.

- Council outperformed comparable councils in six services including libraries, swimming pools, community halls, sports grounds, childcare facilities and community facilities.
- Council improved over 2019 in two services - swimming pools and river management.
- Overall satisfaction with the appearance of Dubbo and Wellington CBDs and surrounding areas held steady against 2019, but is underperforming relative to an average of comparable regional councils.
- 57% of residents were satisfied with the appearance of CBDs.

Facility Usage

Parks were the facilities used by the highest proportion of Dubbo Regional Council residents (90%). Meanwhile 61% of residents said they visit the Dubbo Regional Theatre and Convention Centre at least once a year.

Customer Services

Customers were very satisfied with Council's customer services.

- 66% overall satisfaction – with 21% overall dissatisfied with Council Customer Service.
- 20% of customers contacted Council regarding waste, 16% for general maintenance, 15% for rates and 14% for roads.



1. EXECUTIVE SUMMARY

- Local radio, then Facebook, were listed as the most preferred sources of information.

Perceptions of the Dubbo Region

Six of the 12 statements recorded high average agreement ratings. All other statements (except "Residents have opportunity to have a say on important issues") recorded average agreement ratings, indicating that residents generally have high perceptions of the Dubbo Region as a place to live, work and do business.

Access to open spaces, sporting and recreational activities, being an inclusive community and the range of ATSI services were viewed as strengths of living in the region.

Performance of elected Councillors

16% of residents were satisfied with the performance of elected Councillors.

Overall satisfaction with the performance of elected Councillors (2.4 out of 5) was below the result in 2019 (3.3 out of 5).

Dubbo Regional Council's community satisfaction levels against external benchmarks:

Outperforming comparable NSW regional councils

- Water supply
- Street lighting
- Promotion of tourism
- Household recycling service
- Supporting local business development
- Sewerage service
- Childcare facilities and community halls and cultural centres

In-line with comparable NSW regional councils

- Access to affordable housing

- Household waste collection and annual kerbside clean-up service
- Parks, playgrounds, river management and rural reserves

Underperforming relative to an average of comparable regional councils in NSW

- Maintenance of sealed and unsealed roads
- Development application assessment process, managing residential development
- Maintenance of public toilets, cemeteries

SUMMARY

The results of the 2022 Community Needs and Satisfaction Survey indicate a deterioration in overall satisfaction with the performance of Dubbo Regional Council over the past 12 months (2.79 out of 5) compared to 2019 and other regional NSW councils.

30% of residents were satisfied with the performance of Council, while overall satisfaction with the performance of elected Councillors was 2.4 out of 5.

16% of residents were satisfied with the performance of Councillors.

2. BACKGROUND



Taverner Research Group was commissioned by Dubbo Regional Council to conduct its 2022 Community Satisfaction and Needs Survey, which tracks Council's performance in service delivery, identifies priority areas, evaluates Council's customer services and communication, and explores quality of life in the LGA.

The objectives for the Community Satisfaction Survey process were to:

- Measure the importance of, and satisfaction with, services and facilities provided by Council
- Compare levels of satisfaction for Council's services and facilities with previous results and with similar councils
- Assist Council in identifying service priorities for the community
- Identify future priorities for Council to focus on
- Evaluate Council's customer services and communication

Note: This report is branded Taverner Research, reflecting the acquisition of IRIS Research by Taverner in 2020 and its integration with the new owners.

3. RESEARCH DESIGN



The Dubbo Regional Council Community Satisfaction and Needs Survey 2022 aimed to collect 600 completed responses from a random sample of adult residents in the DRC local government area. The reported results have a margin of error of $\pm 3.9\%$ at the 95% confidence level. This means that if we repeated the survey 100 times, in 95 of those surveys the results will be within 3.9% of the true population value.

Computer-Aided Telephone Interviews (CATI)

A telephone based (CATI) survey was used to secure a response from 600 residents throughout the Dubbo Regional Council local government area. Of the total responses, 354 (or 59%) were collected from mobile phones. The survey population was “residents of the Dubbo Regional Council local government area aged 18 years or older”. The 2016 Census was used to establish quotas to ensure a good distribution of responses by age and gender. To qualify for a survey, residents had to have lived in the DRC LGA for more than six months and not be an employee or Councillor with Dubbo Regional Council.

Interviews were conducted between 14 February and 4 March 2022. Calls were made between 4.30pm and 8.30pm weekdays, and 10am-4pm on weekends. Eighteen interviewers conducted interviews over the course of the data collection period. The survey was implemented according to ISO 20252 standards. Continuous interviewer monitoring was used to monitor for quality control. The survey questionnaire was provided in a separate document titled ‘6202 - Dubbo Regional Council 2022 CSS v06_scripting’.

Table 1 Telephony Sample

TELEPHONY	%	#
Landlines	41%	246
Mobiles	59%	354
TOTAL	100%	600

Online Survey

A version of the survey was made available online for all residents to complete. The survey was available from 14 February to 7 March 2022 and 193 completed responses were collected. These results have been shared with Council in a separate report.



3. RESEARCH DESIGN

Survey Weighting

The collected data often cannot mirror the exact age/sex distribution of a region. To allow for this, the collected data set is weighted to bring it back to the ideal age/sex distribution based on the population of the DRC local government area.

Table 2 reports the weighting factors for the sample. Using a high number of mobile phone numbers resulted in better access to young respondents. Successful data collection and age targeting led to minimal data weighting factors which are well within accepted statistical standards.

Table 2 Survey Weighting

AGE	POPULATION		IDEAL		ACTUAL		WEIGHTS	
	MALE	FEMALE	MALE	FEMALE	MALE	FEMALE	MALE	FEMALE
18 to 34	5542	5527	88	88	23	29	2.82	2.40
35 to 64	8930	9501	142	150	95	191	1.50	0.74
65 plus	3845	4453	61	71	104	158	0.64	0.51
TOTAL	18317	19481	291	309	222	378		

Sample Profile

To obtain a clear view of the sample's profile and to conduct comparison tests, demographic characteristics including gender, age, ratepayer status, time lived in the DRC local government area, and area were collected. **Table 3** details the weighted sample profile for this survey.

Table 3 Sample Profile

GENDER	%	N
Male	48%	222
Female	52%	378
Age	%	N
18 to 34 years	29%	52
35 to 49 years	19%	113
50 to 64 years	30%	173
65 plus years	22%	262
Prefer not to say	0%	0
Ratepayer Status	%	N
Pay Council rates ourselves	78%	505
Landlord pays Council rates	22%	95



3. RESEARCH DESIGN

LENGTH OF TIME LIVED IN DUBBO LGA	%	N
Less than one year	1%	2
1 – 5 years	7%	25
6 – 10 years	13%	60
11 – 15 years	13%	62
More than 15 years	66%	451
Area	%	N
Ballimore	0%	2
Bodangora	1%	3
Brocklehurst	1%	5
Dripstone	0%	1
Dubbo	61%	365
Elong Elong	0%	3
Euchareena	1%	6
Eumungerie	1%	5
Geurie	2%	18
Kerrs Creek	0%	1
Maryvale	2%	6
Mogriguy	0%	0
Mumbil	2%	11
Neurea	0%	2
North Yeoval	1%	5
Rawsonville	1%	2
Stuart Town	1%	5
Toongi	0%	2
Wellington	16%	91
Wongarbon	2%	18
Other (please specify)	8%	49

3. RESEARCH DESIGN



How to Read This Report

This report provides the results of the telephone survey component of the Dubbo Regional Council Community Satisfaction and Needs Survey 2022.

Terminology

The term 'residents' is used to describe the respondents of the survey. These respondents are permanent residents of the Dubbo local government area aged 18 years and over.

The term 'customers' is used to describe residents that have contacted Dubbo Regional Council at least once in the past 12 months and completed the Customer Services section of the survey.

'Average' is used to denote the mean score for rating scale questions. For example, 'average satisfaction' refers to the mean satisfaction score.

'Satisfied' refers to the proportion of residents that rated their satisfaction 4 or 5 on the five-point scale.

'Dissatisfied' refers to the proportion that rated their satisfaction 1 or 2 on the five-point scale.

'Comparable Council' is used to describe the average of regional NSW councils with comparable characteristics to Dubbo Regional Council which is used for external benchmarking purposes.

Statistically significant differences

Throughout the report differences between groups are described as significant differences if they reached statistical significance using an error rate of $\alpha=0.05$. This means that if repeated independent random samples of similar size were obtained from a population in which there was no actual difference, less than five percent (5%) of the samples would show a difference as large or larger than the one obtained.

Statistically significant differences are referred to as following:

- Significantly more satisfied or significantly less satisfied
- More satisfied or less satisfied

Tables below labelled 'Subgroup Analysis' contain all instances of statistically significant differences among subgroups.

Notes on data aggregation

Aggregated data reporting in commentary may be different (+/- 1%) to the sum of the individual components shown in a chart or commentary due to rounding.

The sum of the displayed results to single response questions may not add to 100% due to rounding of the individual responses.

4. OVERALL SATISFACTION



This section of the report covers overall satisfaction with Dubbo Regional Council. It includes subgroup analysis, comparisons with previous results (internal benchmarks) and comparisons with councils with similar characteristics to Dubbo Regional Council (external benchmarks).

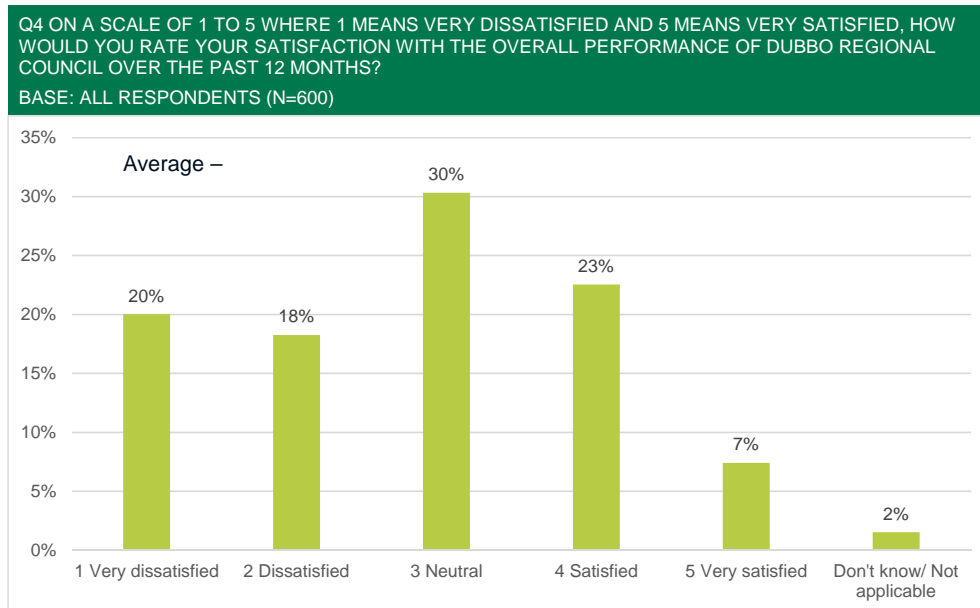
4.1. OVERALL SATISFACTION WITH COUNCIL

Residents were asked to rate their overall satisfaction with the performance of Dubbo Regional Council using a five-point scale where 1 meant 'very dissatisfied' and 5 meant 'very satisfied'.

In total, 30% of residents were satisfied overall with the performance of Council, with 7% providing the highest rating of 5. Thirty-eight percent (38%) were dissatisfied, while 30% provided a neutral rating of 3.

These results combined for a below-average satisfaction score of 2.79 out of 5.

Figure 1 Overall satisfaction with the performance of Dubbo Regional Council





4. OVERALL SATISFACTION

Table 4 Overall satisfaction with Council – Subgroup Analysis

SUBGROUP	SIGNIFICANT DIFFERENCES
Gender	Nil
Age	Aged 18-34 were significantly more satisfied (3.2) than aged 50-64 (2.5).
Ratepayer Status	Renters were significantly more satisfied (3.2) than ratepayers (2.7).
Length of time lived in Dubbo LGA	Residents who had lived in the area for 6-10 years were more satisfied (3.2) than residents who had lived in the area 15+ years (2.6).
Area	Nil

4.2. INTERNAL BENCHMARKS

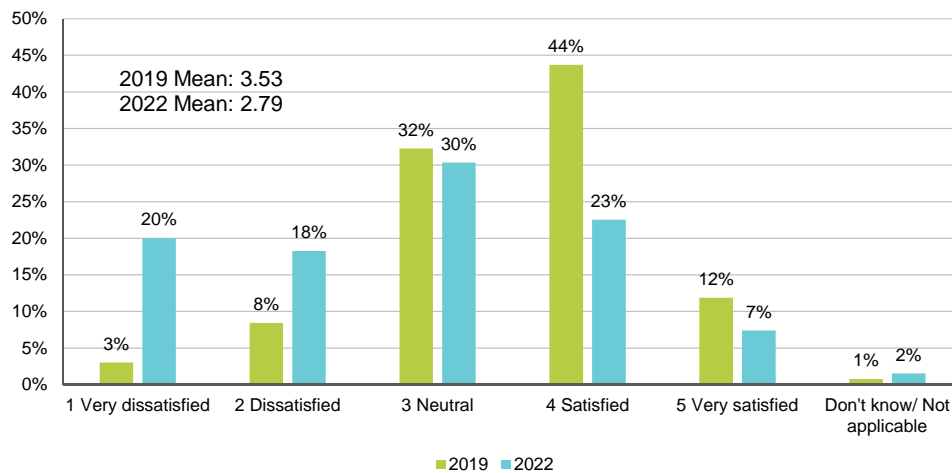
Figure 2 compares the breakdown in ratings for 2022 with previous survey results from 2019. There has been a decline in the proportions that provided a rating of 4 (-21% pts) and 5 (-5% pts) compared to 2019. This was driven by an increase in the proportion of residents that gave a negative rating of 2 (+10% pts) and 1 (+17% pts).

The mean satisfaction score fell 21% survey-to-survey, from an above average 3.53 to a below-average 2.79.

Figure 2 Overall satisfaction with Council – Breakdown Comparison

Q4 ON A SCALE OF 1 TO 5 WHERE 1 MEANS VERY DISSATISFIED AND 5 MEANS VERY SATISFIED, HOW WOULD YOU RATE YOUR SATISFACTION WITH THE OVERALL PERFORMANCE OF DUBBO REGIONAL COUNCIL OVER THE PAST 12 MONTHS?

BASE: ALL RESPONDENTS (N=600)





4. OVERALL SATISFACTION

4.3. EXTERNAL BENCHMARKS

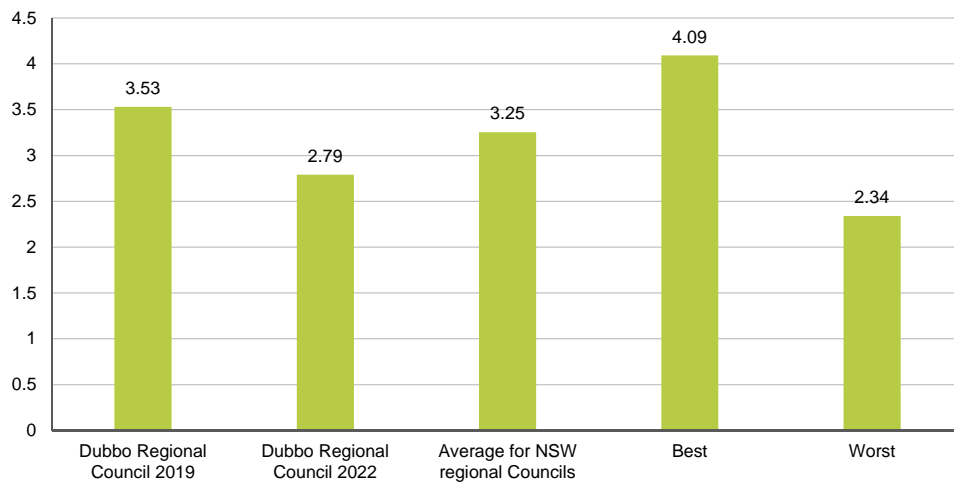
Error! Reference source not found. **Figure 3** compares the benchmarked result for overall satisfaction with Council with an average of comparable councils in regional NSW, as well as the best and worst results on the Taverner Research Group benchmark database. A difference of ± 0.2 pts indicated a statistically significant difference in performance.

Dubbo Regional Council underperformed relative to the average of comparable regional NSW councils (-0.46).

Figure 3 Overall satisfaction with Council – External Benchmarks

Q4 ON A SCALE OF 1 TO 5 WHERE 1 MEANS VERY DISSATISFIED AND 5 MEANS VERY SATISFIED, HOW WOULD YOU RATE YOUR SATISFACTION WITH THE OVERALL PERFORMANCE OF DUBBO REGIONAL COUNCIL OVER THE PAST 12 MONTHS?

BASE: ALL RESPONDENTS (N=600)





4. OVERALL SATISFACTION

Q5 as an open-ended question, and guided to “one improvement”, made respondents focus in on a single issue. *Road maintenance* was mentioned by nearly a quarter of respondents but combining *Council administration* and *Community consultation* was more than half of mentions.

Figure 4 One improvement to Council's service delivery

Q5 WHAT IS ONE IMPROVEMENT COUNCIL COULD MAKE TO ITS SERVICE DELIVERY?
BASE: Q4 DISSATISFIED (N=244)

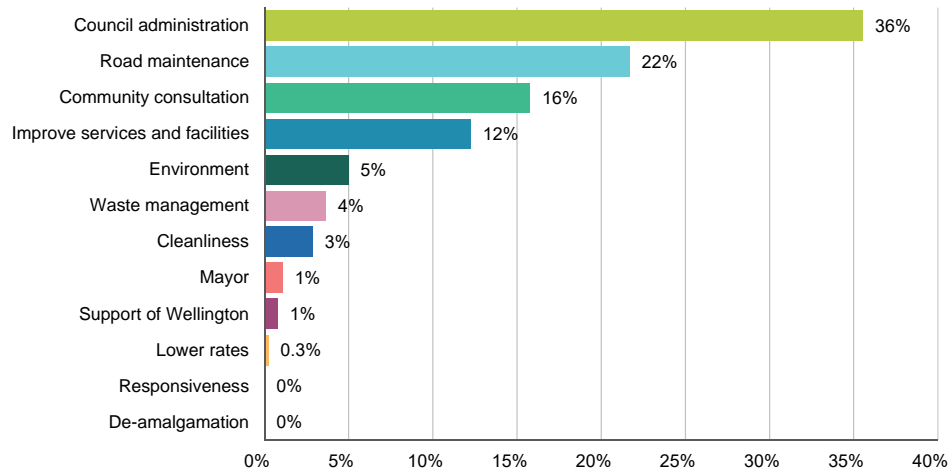


Table 5 One improvement to Council's service delivery – Subgroup Analysis

SUBGROUP	SIGNIFICANT DIFFERENCES
Gender	Nil
Age	Residents aged 50-64 were significantly more likely to list 'cleanliness' as the one improvement Council could focus on.
Ratepayer Status	Nil
Length of time lived in Dubbo LGA	Nil
Area	Nil



4. OVERALL SATISFACTION

An open-ended question is prone to big fluctuations in results, but it seems that concerns about Mayor, Wellington and rates subsided.

Table 6 One improvement to Council's service delivery – Internal Benchmarks

	2019	2022	CHANGE SINCE 2019
Council administration	20%	36%	+16%
Road maintenance	10%	22%	+12%
Community consultation	13%	16%	+3%
Improve services and facilities	12%	12%	-
Environment	1%	5%	+4%
Waste management	5%	4%	-1%
Cleanliness	1%	3%	+2%
Mayor	6%	1%	-5%
Support of Wellington	7%	1%	-6%
Lower rates	12%	0%	-12%



4. OVERALL SATISFACTION

Performance of elected councillors over the past 18 months dropped by a quarter (a statistically significant difference) since 2019.

Figure 5 Satisfaction with Council broadly

Q6 USING THE SAME SCALE, PLEASE RATE YOUR SATISFACTION WITH...
BASE: ALL RESPONDENTS (N=600)

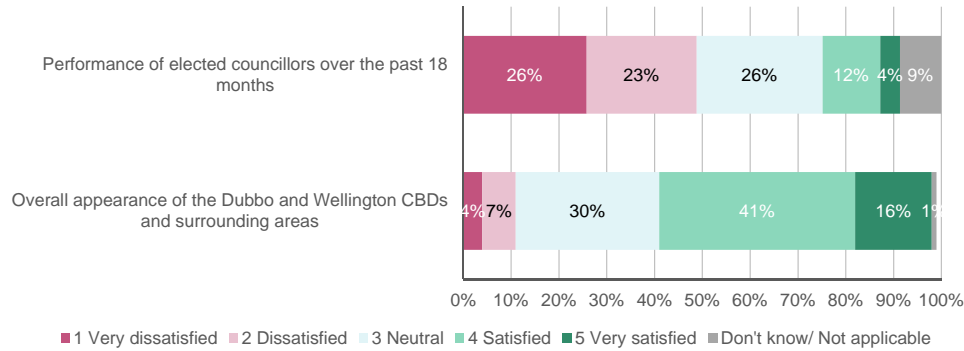


Table 7 Satisfaction with Council broadly – Subgroup Analysis

SUBGROUP	SIGNIFICANT DIFFERENCES
Gender	Nil
Age	Residents aged 18-34 were significantly more satisfied with performance of elected Councillors in the past 18 months. Residents aged 50-64 were significantly less satisfied with performance of elected Councillors in the past 18 months.
Ratepayer Status	Renters were significantly more satisfied with performance of elected Councillors in the past 18 months.
Length of time lived in Dubbo LGA	Residents who have lived in the area less than 6 years were significantly more satisfied with performance of elected Councillors in the past 18 months. Residents who have lived in the area 15+ years were significantly more dissatisfied.
Area	Nil

Table 8 Satisfaction with Council broadly – Internal Benchmarks

	2019	2022	SIGNIFICANT CHANGE SINCE 2019
Performance of elected Councillors over the past 18 months	3.3	2.4	-27%
Overall appearance of the Dubbo and Wellington CBDs and surrounding areas	3.6	3.6	0%

5. COUNCIL SERVICES & FACILITIES

This section reports on the services and facilities provided by Dubbo Regional Council. Residents were asked to rate their satisfaction with 40 services and facilities provided by Council using a five-point scale where 1 meant 'very dissatisfied' and 5 meant 'very satisfied'.

All the Housing and Basic Services area except *Water conservation initiatives* and *Access to affordable housing* recorded high average satisfaction ratings (above 3.75). Residents were most satisfied with the *Sewerage service* (4.3).

Figure 6 Housing and Basic Services

Q1 PLEASE RATE YOUR SATISFACTION WITH THE FOLLOWING SERVICES AND FACILITIES...
BASE: ALL RESPONDENTS (N=600)

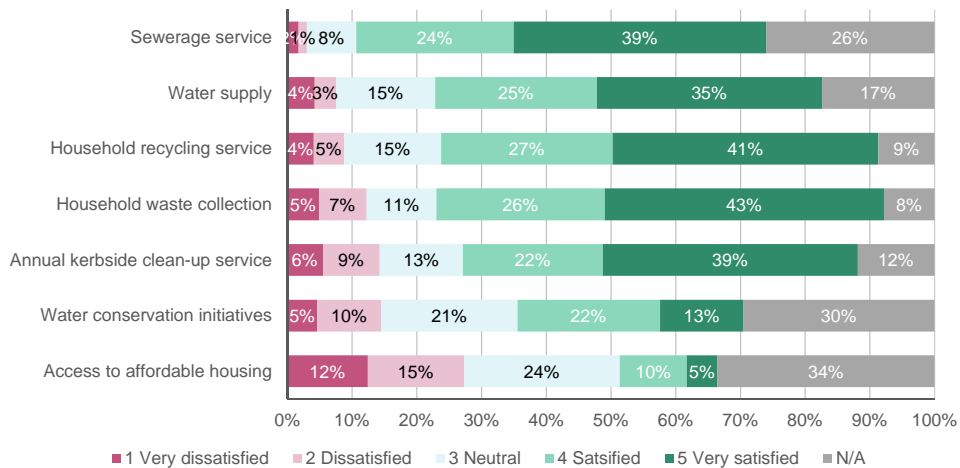


Table 9 Housing and Basic Services – Subgroup Analysis

SUBGROUP	SIGNIFICANT DIFFERENCES
Gender	Nil
Age	Residents aged 65+ were significantly more satisfied with household waste collection and household recycling service.
Ratepayer Status	Nil
Length of time lived in Dubbo LGA	Residents who had lived in the area less than 6 years were significantly more satisfied with household waste collection. Residents who had lived in the area 6-10 years were significantly more satisfied with the household recycling service.
Area	Nil



5. COUNCIL SERVICES & FACILITIES

In all areas of Housing and Basic services DRC scored roughly as well as 2019 (except *Access to affordable housing*). *Access to affordable housing* dropped by about a quarter since 2019, though it is now in line with comparable councils so where before DRC was well ahead of comparable councils now it is not.

Table 10 Housing and Basic Services – Internal Benchmarks

	2019	2022	CHANGE SINCE 2019
Sewerage service	4.2	4.3	+2%
Household recycling service	3.9	4.0	+3%
Household waste collection	4.0	4.0	-
Water supply	4.1	4.0	-2%
Annual kerbside clean-up service	3.8	3.9	+3%
Water conservation initiatives	3.3	3.4	+3%
Access to affordable housing	3.5	2.7	-23%

No areas of Housing and Basic Services were below comparable councils. *Sewerage services*, *Household recycling service* and *Water supply* were each 8% ahead of comparable councils.

Table 11 Housing and Basic Services – External Benchmarks

	DUBBO 2022	COMPARABLE COUNCILS	DIFFERENCE
Sewerage service	4.3	4.0	+8%
Household recycling service	4.0	3.7	+8%
Household waste collection	4.0	4.0	-
Water supply	4.0	3.7	+8%
Annual kerbside clean-up service	3.9	3.9	-
Water conservation initiatives	3.4	3.4	-
Access to affordable housing	2.7	2.7	-

5. COUNCIL SERVICES & FACILITIES



Like the unprompted 'one improvement' (Q5 above), the headline for Infrastructure is roads, sealed and unsealed. Half of respondents are dissatisfied with *Maintenance of sealed roads*, and 45% dissatisfied with *Maintenance of unsealed roads*.

The service which recorded the highest average satisfaction rating was *Street lighting* (3.6). Fifty-six percent (56%) of residents were satisfied with this service while 15 percent are dissatisfied. This is followed by *Traffic management* (3.4) and *Car parking in the CBD* (3.3).

Figure 7 Infrastructure

Q1 PLEASE RATE YOUR SATISFACTION WITH THE FOLLOWING SERVICES AND FACILITIES...
BASE: ALL RESPONDENTS (N=600)

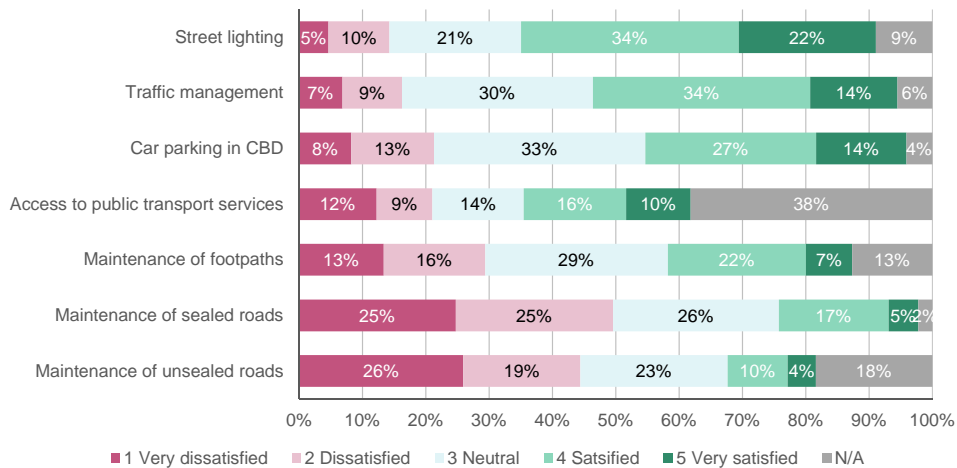


Table 12 Infrastructure – Subgroup Analysis

SUBGROUP	SIGNIFICANT DIFFERENCES
Gender	Nil
Age	Residents aged 18-34 were significantly more satisfied with maintenance of unsealed roads. Residents aged 65+ were significantly more satisfied with maintenance of sealed roads.
Ratepayer Status	Nil
Length of time lived in Dubbo LGA	Nil
Area	Urban residents were significantly more satisfied with access to public transport, and maintenance of sealed and unsealed roads.



5. COUNCIL SERVICES & FACILITIES

Maintenance of both sealed and unsealed roads had the biggest drop since 2019. *Maintenance of sealed roads* became 17% lower than comparable councils.

Dubbo Regional Council most outperformed comparable councils on *Street lighting*, followed by *Traffic management* and *Car parking in the CBD*.

Table 13 Infrastructure – Internal Benchmarks

	2019	2022	CHANGE SINCE 2019
Street lighting	3.5	3.6	+3%
Traffic management	3.3	3.4	+3%
Car parking in CBD	3.1	3.3	+6%
Access to public transport services	3.3	3.1	-6%
Maintenance of footpaths	3.1	2.9	-6%
Maintenance of sealed roads	2.9	2.5	-14%
Maintenance of unsealed roads	2.7	2.4	-11%

Table 14 Infrastructure – External Benchmarks

	DUBBO 2022	COMPARABLE COUNCIL	DIFFERENCE
Street lighting	3.6	3.3	+9%
Traffic management	3.4	3.2	+6%
Car parking in CBD	3.3	3.2	+3%
Access to public transport services	3.1	3.1	-
Maintenance of footpaths	2.9	3.1	-6%
Maintenance of sealed roads	2.5	3.0	-17%
Maintenance of unsealed roads	2.4	2.5	-4%



5. COUNCIL SERVICES & FACILITIES

56% of respondents were satisfied with *Promotion of tourism* but 13% were satisfied with the *Development application assessment process*.

Residents aged 50-64 were significantly less satisfied with *Managing commercial development*. As this cohort often leads other age groups for business ownership, this might be worthy of further scrutiny.

Figure 8 Economy

Q1 PLEASE RATE YOUR SATISFACTION WITH THE FOLLOWING SERVICES AND FACILITIES...
BASE: ALL RESPONDENTS (N=600)

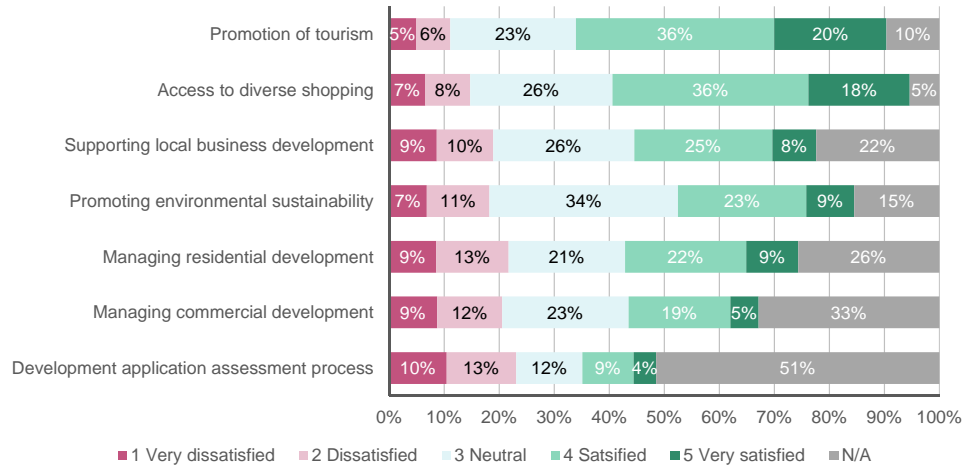


Table 15 Economy – Subgroup Analysis

SUBGROUP	SIGNIFICANT DIFFERENCES
Gender	Nil
Age	Residents aged 50-64 were significantly less satisfied with managing commercial development. Residents aged 65+ were significantly more satisfied with promoting environmental sustainability.
Ratepayer Status	Nil
Length of time lived in Dubbo LGA	Nil
Area	Nil



5. COUNCIL SERVICES & FACILITIES

In almost all areas of Economy DRC dropped since 2019, though none well below comparable councils (even with a 6% drop since 2019, *Supporting local business development* is ahead of comparable councils by 14%).

The second highest score was for *Access to diverse shopping* (3.5), the only Economy statement whose 2022 result was not lower than 2019. This is commendable given the havoc Covid19 wreaked on high street traders.

Table 16 Economy – Internal Benchmarks

	2019	2022	CHANGE SINCE 2019
Promotion of tourism	3.9	3.7	-5%
Access to diverse shopping	3.5	3.5	-
Supporting local business development	3.4	3.2	-6%
Promoting environmental sustainability	3.4	3.2	-6%
Managing residential development	3.6	3.1	-14%
Managing commercial development	3.4	3.0	-12%
Development application assessment process	3.1	2.7	-13%

Table 17 Economy – External Benchmarks

	DUBBO 2022	COMPARABLE COUNCIL	DIFFERENCE
Promotion of tourism	3.7	3.4	+9%
Access to diverse shopping	3.5	3.5	-
Supporting local business development	3.2	2.8	+14%
Promoting environmental sustainability	3.2	3.2	-
Managing residential development	3.1	3.2	-3%
Managing commercial development	3.0	3.0	-
Development application assessment process	2.7	2.8	-4%



5. COUNCIL SERVICES & FACILITIES

A third of respondents were dissatisfied with *Being a well-run and managed Council*. Thirty percent were dissatisfied with *Consultation with the community*, 29% dissatisfied with *Decisions made in the interest of the community*, and 25% dissatisfied with *Informing the community* and *Financial management*.

Figure 9 Leadership

Q2 PLEASE RATE YOUR SATISFACTION WITH THE FOLLOWING SERVICES AND FACILITIES...
BASE: ALL RESPONDENTS (N=600)

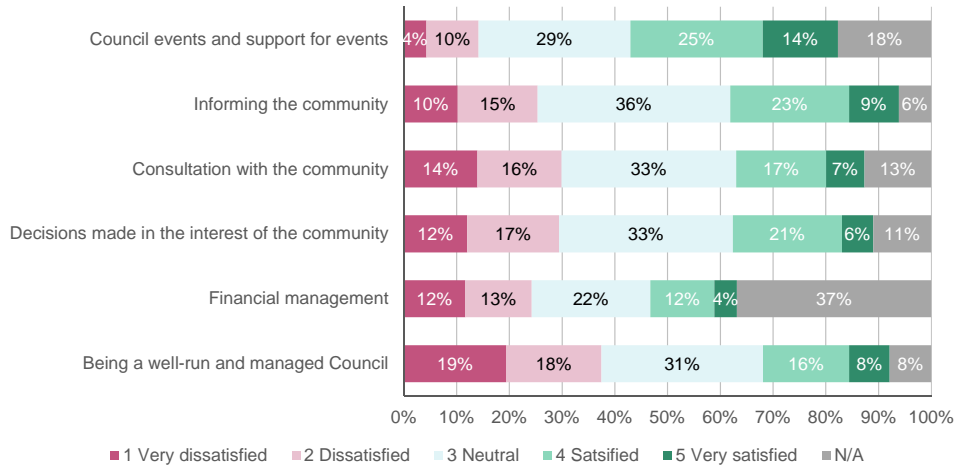


Table 18 Leadership – Subgroup Analysis

SUBGROUP	SIGNIFICANT DIFFERENCES
Gender	Female residents were significantly more satisfied with Council events and support for events.
Age	Residents aged 35-49 were significantly less satisfied with Council events and support for events. Residents aged 65+ were significantly more satisfied with being a well-run and managed Council.
Ratepayer Status	Nil
Length of time lived in Dubbo LGA	Nil
Area	Nil



5. COUNCIL SERVICES & FACILITIES

All bar one area of Leadership saw DRC drop double-digit percentages since 2019 (*Being a well-run and managed Council* down nearly a quarter), though this is mostly in line with comparable councils.

Table 19 Leadership – Internal Benchmarks

	2019	2022	CHANGE SINCE 2019
Council events and support for events	3.8	3.4	-11%
Informing the community	3.5	3.1	-11%
Consultation with the community	3.3	2.9	-12%
Decisions made in the interest of the community	3.2	2.9	-9%
Financial management	3.3	2.8	-15%
Being a well-run and managed Council	3.4	2.7	-21%

Table 20 Leadership – External Benchmarks

	DUBBO 2022	COMPARABLE COUNCIL	DIFFERENCE
Council events and support for events	3.4	3.4	-
Informing the community	3.1	3.1	-
Decisions made in the interest of the community	2.9	2.9	-
Being a well-run and managed Council	2.7	2.8	-4%
Consultation with the community	2.9	2.8	+4%
Financial management	2.8	2.8	-



5. COUNCIL SERVICES & FACILITIES

Attended venues (libraries, sports grounds) seemed to receive higher levels of satisfaction than ambient factors (river management, streetscape).

Like 2019, half of Liveability statements recorded high ratings (3.75 or above).

Rural people were more dissatisfied with *Rural reserves*.

Figure 10 Liveability

Q2 PLEASE RATE YOUR SATISFACTION WITH THE FOLLOWING SERVICES AND FACILITIES...
BASE: ALL RESPONDENTS (N=600)

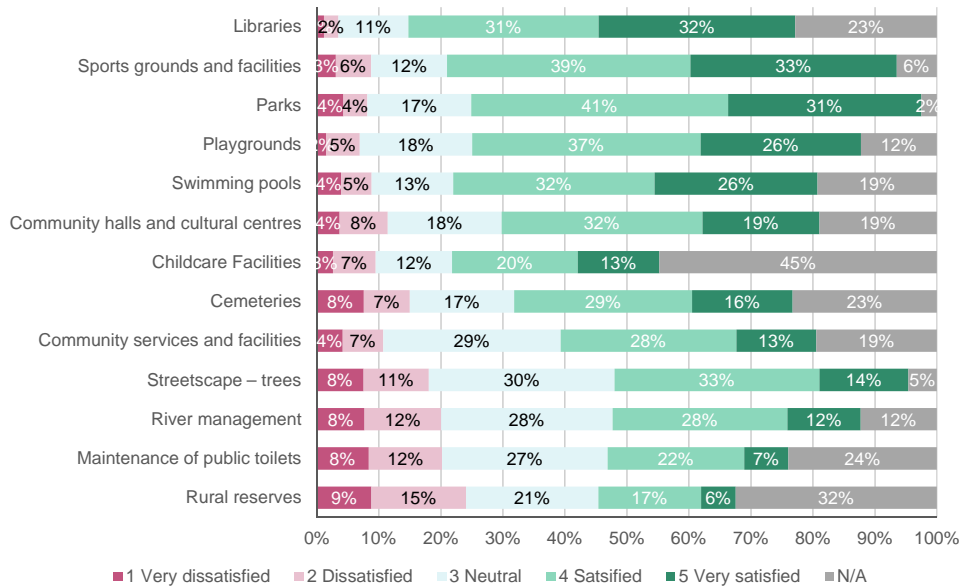


Table 21 Liveability – Subgroup Analysis

SUBGROUP	SIGNIFICANT DIFFERENCES
Gender	Nil
Age	Residents aged under 35 were significantly more satisfied with streetscape (trees). Residents aged 65+ were significantly more satisfied with sports grounds and facilities.
Ratepayer Status	Nil
Length of time lived in Dubbo LGA	Residents who had lived in the area for 6-10 years were significantly more satisfied with sports grounds and facilities.
Area	Rural residents were significantly more satisfied with streetscape (trees) and significantly less satisfied with rural reserves.



5. COUNCIL SERVICES & FACILITIES

Satisfaction with *Cemeteries* dropped 10% since 2019, making DRC 8% behind comparable councils. *Rural reserves* dropped nearly a quarter since 2019 (was previously ranked 8th out of 13, now 13th), though this is on par with comparable councils.

Table 22 Liveability – Internal Benchmarks

	2019	2022	CHANGE SINCE 2019
Libraries	4.3	4.2	-2%
Sports grounds and facilities	4.1	4.0	-2%
Parks	4.1	3.9	-5%
Playgrounds	3.9	3.9	-
Swimming pools	3.8	3.9	+3%
Community halls and cultural centres	3.9	3.7	-5%
Childcare Facilities (e.g. Family Day Care or Rainbow Cottage)	4.0	3.6	-10%
Cemeteries	3.9	3.5	-10%
Community services and facilities	3.7	3.5	-5%
Streetscape - trees	3.4	3.4	-
River management	3.1	3.3	+6%
Maintenance of public toilets	3.1	3.1	-
Rural reserves	3.7	2.9	-22%

Table 23 Liveability – External Benchmarks

	DUBBO 2022	COMPARABLE COUNCIL	DIFFERENCE
Libraries	4.2	4.1	+2%
Parks	3.9	3.9	-
Playgrounds	3.9	3.9	-
Cemeteries	3.5	3.8	-8%
Swimming pools	3.9	3.8	+3%
Community halls and cultural centres	3.7	3.6	+3%
Sports grounds and facilities	4.0	3.6	+11%
Childcare Facilities (e.g. Family Day Care or Rainbow Cottage)	3.6	3.5	+3%
Streetscape - trees	3.4	3.4	-
River management	3.3	3.3	-
Community services and facilities	3.5	3.3	+6%
Maintenance of public toilets	3.1	3.2	-3%
Rural reserves	2.9	2.9	-



5. COUNCIL SERVICES & FACILITIES

Derived importance

Table 24 (below) shows derived importance for Council facilities and services – essentially a correlation between the individual facilities and services, and overall satisfaction with Council. Putting this another way, the higher the correlation, the more likely this facility or service is to influence a resident's overall satisfaction score.

Table 24 Derived importance scores for Council services and facilities (2022 only)

SERVICES AND FACILITIES	CORRELATION
Being a well-run and managed Council	69%
Decisions made in the interest of the community	61%
Financial management	59%
Consultation with the community	53%
Maintenance of unsealed roads	51%
Community services and facilities	50%
Informing the community	50%
Maintenance of sealed roads	49%
Rural reserves	48%
Supporting local business development	47%
Managing commercial development	47%
Development application assessment process	45%
Parks	43%
Council events and support for events	42%
Managing residential development	41%
Sports grounds and facilities	40%
Household recycling service	39%
River management	38%
Traffic management	37%
Water conservation initiatives	37%
Maintenance of footpaths	37%
Promoting environmental sustainability	36%
Cemeteries	36%
Playgrounds	36%
Access to diverse shopping	35%
Community halls and cultural centres	35%
Water supply	35%
Streetscape – trees	35%
Childcare Facilities	35%
Promotion of tourism	34%

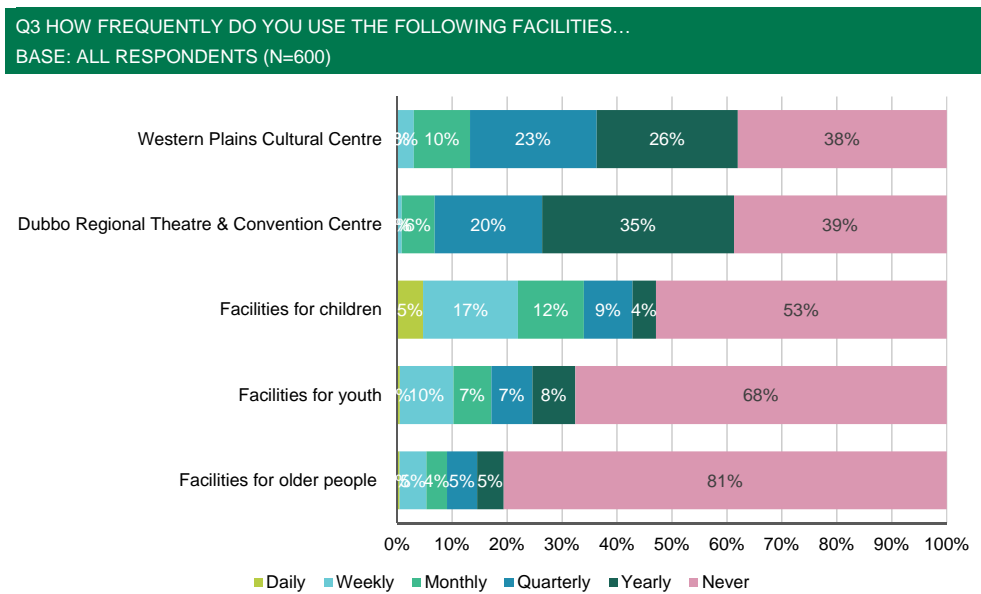


5. COUNCIL SERVICES & FACILITIES

Maintenance of public toilets	34%
Car parking in CBD	31%
Household waste collection	31%
Access to affordable housing	31%
Access to public transport services	31%
Libraries	31%
Annual kerbside clean-up service	29%
Street lighting	29%
Swimming pools	29%
Sewerage service	23%

It is understandable that facilities for children/youth/older people have high levels of 'never' usage, since their offerings are age-targeted. It is heartening that nearly two-thirds of people use the convention centre and cultural centre more than 'never'.

Figure 11 Frequency of using facilities 1



5. COUNCIL SERVICES & FACILITIES



Ninety percent of respondents go to a park at least yearly, while close to half never go to a library.

Figure 12 Frequency of using facilities 2

Q3 HOW FREQUENTLY DO YOU USE THE FOLLOWING FACILITIES...
BASE: ALL RESPONDENTS (N=600)

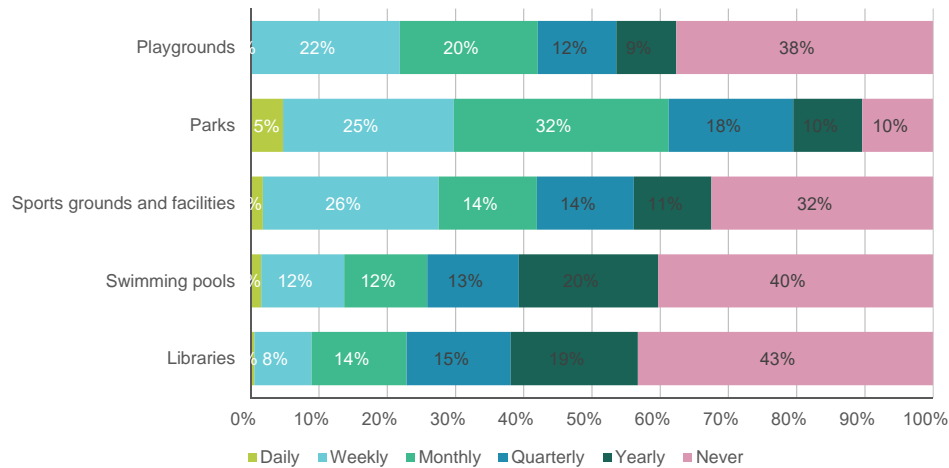


Table 25 Frequency of using facilities – Subgroup Analysis

SUBGROUP	SIGNIFICANT DIFFERENCES
Gender	Female residents were significantly more likely to use playgrounds at least once a year.
Age	Residents aged 18-49 were significantly more likely to use swimming pools, playgrounds, sports grounds, and facilities for children at least yearly. Residents aged 35-49 were significantly more likely to use facilities for youth at least yearly. Residents aged 50+ were significantly more likely to use swimming pools, facilities for children and facilities for youth 'never'. Residents aged 65+ were significantly more likely to use sports grounds and park 'never'.
Ratepayer Status	Renters were significantly more likely to use playgrounds at least once a year.
Length of time lived in Dubbo LGA	Residents who have lived in the area for less than 6 years were significantly more likely to say 'never' use facilities for older people and were significantly more likely use parks and playgrounds at least once a year. Residents who had lived in the area for 11-15 years were significantly more likely to have used facilities for children and swimming pools at least once in the past year. Residents who have lived in the area more than 15 years were significantly more likely to use swimming pools, playgrounds, and facilities for children 'never'.
Area	Urban residents were significantly more likely to use playgrounds and parks at least once a year.

6. PRIORITISING SERVICES & FACILITIES



This section of the report aims to identify the key drivers of resident satisfaction via a deeper analysis of the relationship between overall satisfaction with Dubbo Regional Council and satisfaction with services and facilities as reported in the previous section.

6.1. QUADRANT ANALYSIS

Quadrant analysis simultaneously analyses the importance of a service in terms of driving overall satisfaction and the performance of services in terms of resident satisfaction. To do this, mean satisfaction scores are plotted against derived importance scores for each Council service. Importance scores are derived from regression analysis.

To form quadrants, the average derived importance score and average satisfaction score across all services and facilities were calculated. Services and facilities with a mean satisfaction score less than the overall average were classified as 'low' performing while those with a mean score above the average were classified as 'high' performing. Similarly, services and facilities have 'high' or 'low' importance depending on their position above or below the overall average.

These scores do not suggest the service or facility is not important in the personal lives of residents. It strictly relates to importance in creating overall satisfaction with Council.

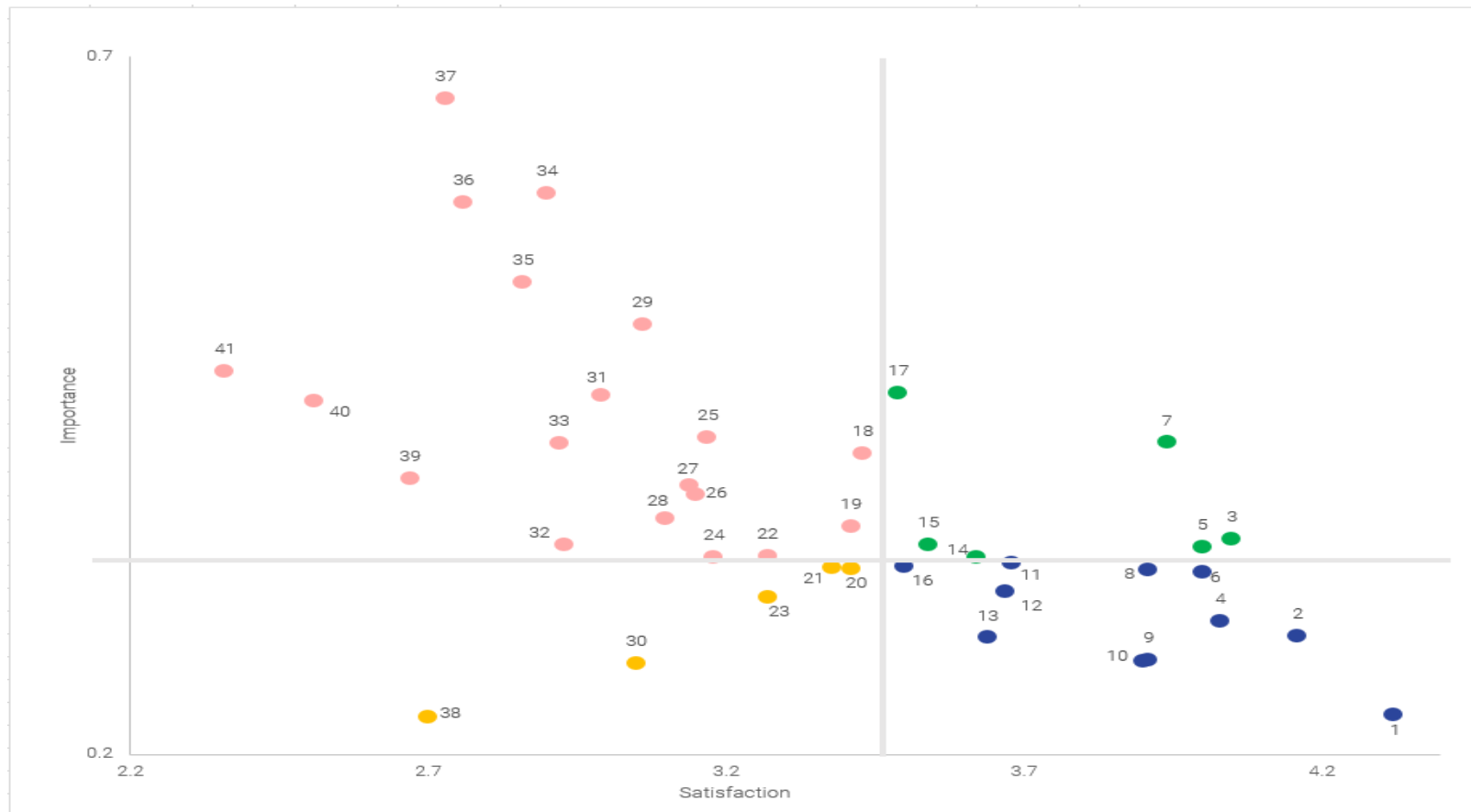
Error! Reference source not found. (over-page) is Council's performance/importance quadrant.

5. The upper right quadrant (high importance and high satisfaction) represents current service strengths or '**Strengths to maintain**'.
6. The upper left quadrant (high importance but low satisfaction) denotes services where satisfaction should be improved or '**Priorities for Council**'.
7. The lower left quadrant (relatively lower importance and relatively lower satisfaction) represents lower priority service dimensions or '**Second order issues**'.
8. The lower right quadrant (relatively lower importance and high satisfaction) represents Council's '**Opportunities**'. These are higher performing services that are not having a strong impact on creating overall satisfaction with Council.



6. PRIORITISING SERVICES & FACILITIES

Figure 13 Quadrant Analysis





6. PRIORITISING SERVICES & FACILITIES

The highest importance, also with near the lowest satisfaction, was *Being a well-run and managed Council*. This was followed by *Financial management* and *Decisions made in the interest of the community* (nearly as high importance and as low satisfaction). Roads were within the top half a dozen of importance and were the two lowest in satisfaction.

Table 26 Quadrant Analysis

PRIORITIES FOR COUNCIL	STRENGTHS TO MAINTAIN
18 Council events and support for events	3 Household recycling service
19 Traffic management	5 Sports grounds and facilities
22 River management	7 Parks
24 Promoting environmental sustainability	14 Childcare Facilities (e.g. Family Day Care or Rainbow Cottage)
25 Supporting local business development	15 Access to diverse shopping
26 Managing residential development	17 Community services and facilities
27 Managing residential development	
28 Maintenance of public toilets	
29 Informing the community	
31 Managing commercial development	
32 Maintenance of footpaths	
33 Rural reserves	
34 Decisions made in the interest of the community	
35 Consultation with the community	
36 Financial management	
37 Being a well-run and managed Council	
39 Development application assessment process	
40 Maintenance of sealed roads	
41 Maintenance of unsealed roads	
SECOND ORDER ISSUES	OPPORTUNITIES
20 Water conservation initiatives	1 Sewerage service
21 Streetscape – trees	2 Libraries
23 Car parking in CBD	4 Household waste collection
30 Access to public transport services	6 Water supply
38 Access to affordable housing	8 Playgrounds
	9 Annual kerbside clean-up service
	10 Swimming pools
	11 Community halls and cultural centres
	12 Promotion of tourism
	13 Street lighting
	16 Cemeteries



6. PRIORITISING SERVICES & FACILITIES

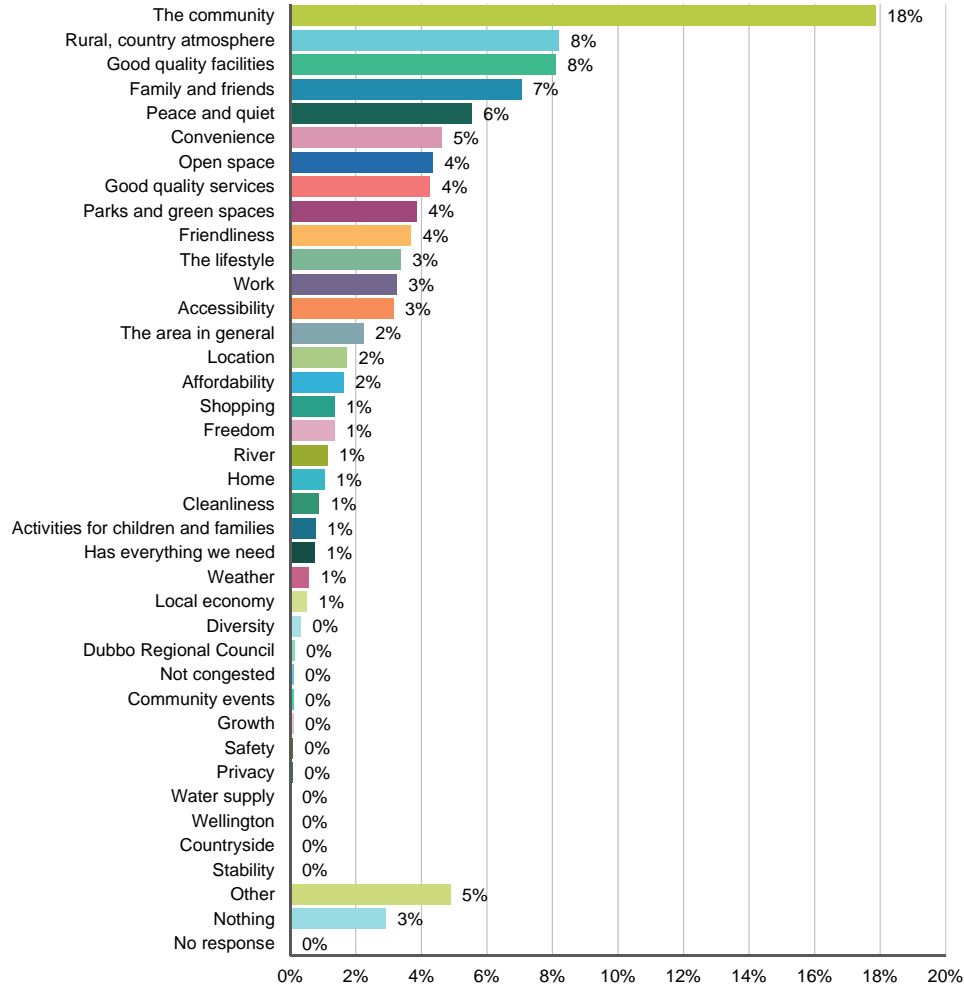
What people value most about Dubbo region

The themes of enriching personal relationships and non-urban bustle come through strongly as the one thing valued most about the area. Good quality facilities/services and parks can be credited to DRC specifically.

Figure 14 One thing most value about living in DRC area

Q7 WHAT IS THE ONE THING YOU VALUE MOST ABOUT LIVING IN THE DUBBO REGIONAL COUNCIL AREA?

BASE: ALL RESPONDENTS (N=600)





6. PRIORITISING SERVICES & FACILITIES

That the sense of community and less frantic pace of life are not significantly higher in any age/area/length of time means they are viewpoints widely shared.

Table 27 One thing most value about living in DRC area – Subgroup Analysis

SUBGROUP	SIGNIFICANT DIFFERENCES
Gender	Nil
Age	Residents aged 35-49 were significantly more likely to cite 'river' as the one thing they value most about living in the DRC area. Residents aged 65+ were significantly more likely to cite 'good quality facilities' as the one thing they value most about living in the DRC area.
Ratepayer Status	Ratepayers were significantly more likely to cite 'good quality facilities' as the one thing they value most about living in the DRC area.
Length of time lived in Dubbo LGA	Nil
Area	Nil



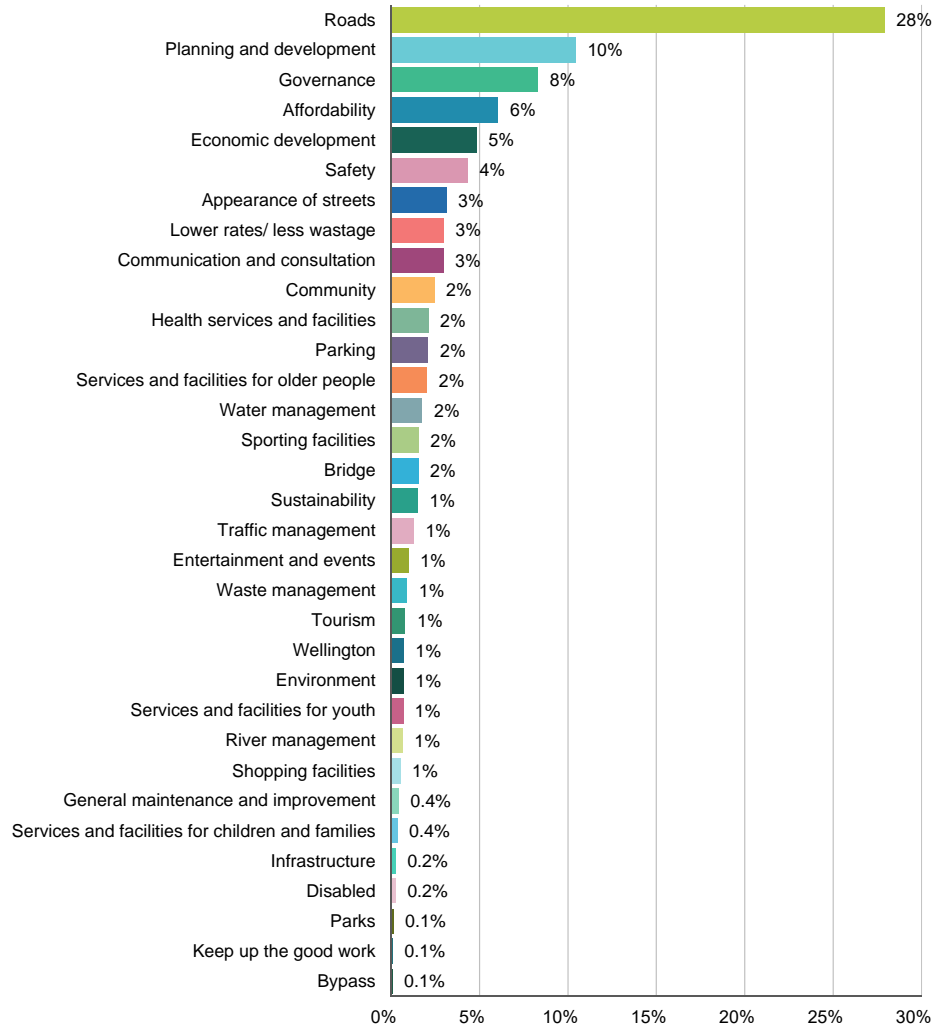
6. PRIORITISING SERVICES & FACILITIES

Priorities for Council

Again, *Roads* was top, mentioned nearly three times as often as the second highest answer.

Figure 15 Top priorities for Council in Next Five Years

NP2 WHAT SHOULD BE THE COUNCIL'S ONE TOP PRIORITY OVER THE NEXT FIVE YEARS?
BASE: ALL RESPONDENTS (N=600)





6. PRIORITISING SERVICES & FACILITIES

It seems the charge to get better roads is being led by rural residents.

Table 28 Top priorities for Council in next five years – Subgroup Analysis

SUBGROUP	SIGNIFICANT DIFFERENCES
Gender	Males were significantly more likely to cite 'sporting facilities' as what they want to be Council's number one priority over the next 5 years.
Age	Nil
Ratepayer Status	Renters were significantly more likely to cite 'parking' as what they want to be Council's number one priority over the next 5 years.
Length of time lived in Dubbo LGA	Nil
Area	Rural residents were significantly more likely to cite 'roads' as what they want to be Council's number one priority over the next 5 years.

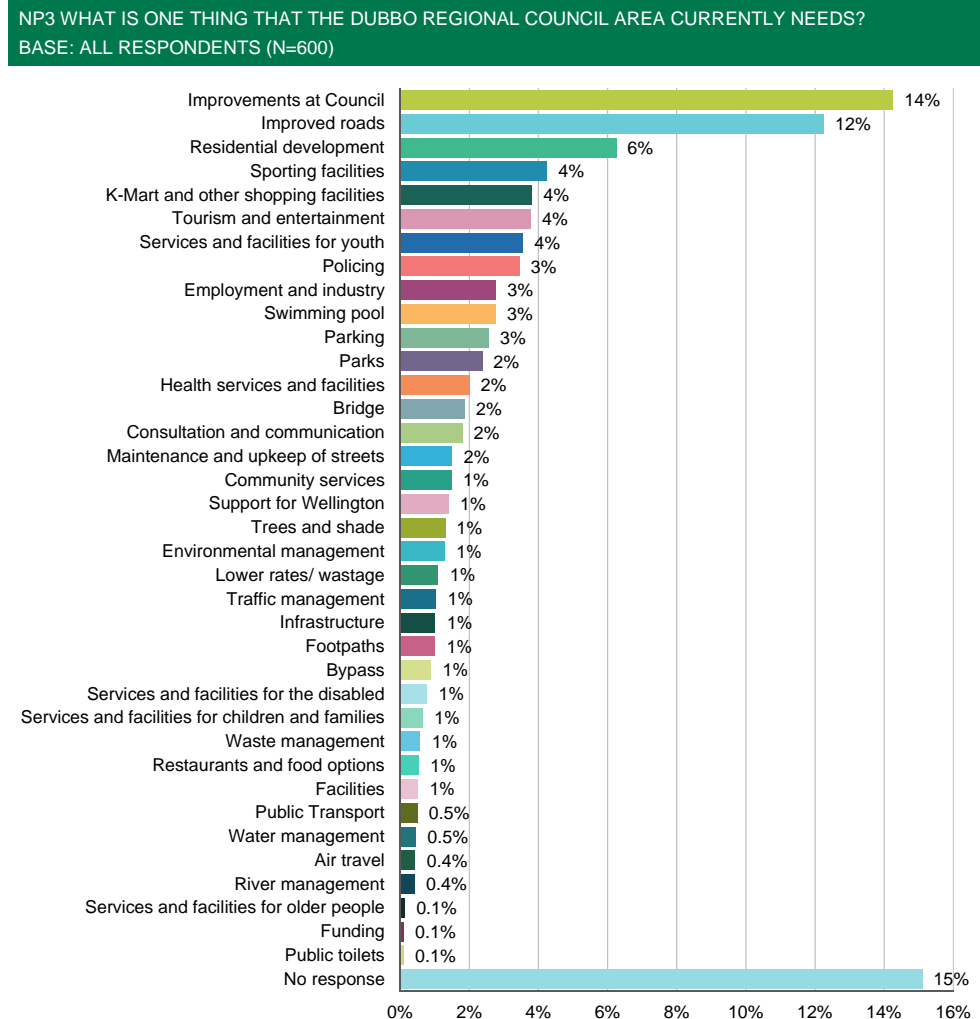


6. PRIORITISING SERVICES & FACILITIES

What one thing does the Dubbo region need?

Question NP3 was open-ended, and some respondents took this opportunity to call for improved Council performance. As in 2019 *Improved roads* was again a leading response.

Figure 16 One thing DRC area currently needs





6. PRIORITISING SERVICES & FACILITIES

The few significant differences among subgroups below suggest improved roads is quite a uniform desire among residents.

Table 29 One thing DRC area currently needs – Subgroup Analysis

SUBGROUP	SIGNIFICANT DIFFERENCES
Gender	Females were more significantly likely to cite 'swimming pool' as the one thing that DRC area currently needs.
Age	Nil
Ratepayer Status	Nil
Length of time lived in Dubbo LGA	Residents who have lived in the area 6-10 years were significantly more likely to cite 'lower rates' as the one thing DRC area currently needs.
Area	Nil

7. QUALITY OF LIFE

Eighty-nine percent of respondents agreed *There is good access to open spaces*, 78% agreed *There is good access to recreational activities*, and 70% agreed *I feel safe where I live*. Twenty-two percent disagreed *It is affordable to live in this region*.

Figure 17 Agreement with wellbeing statements 1

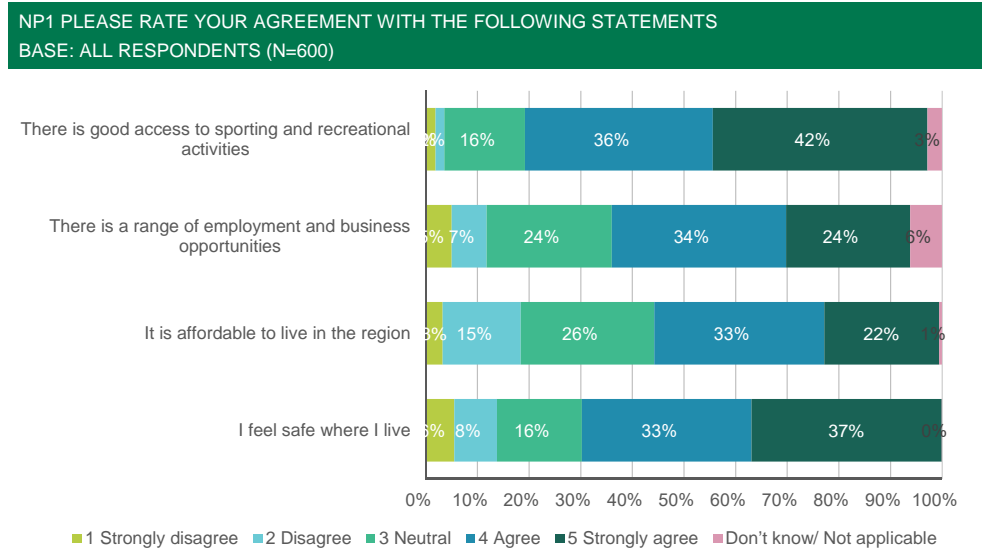
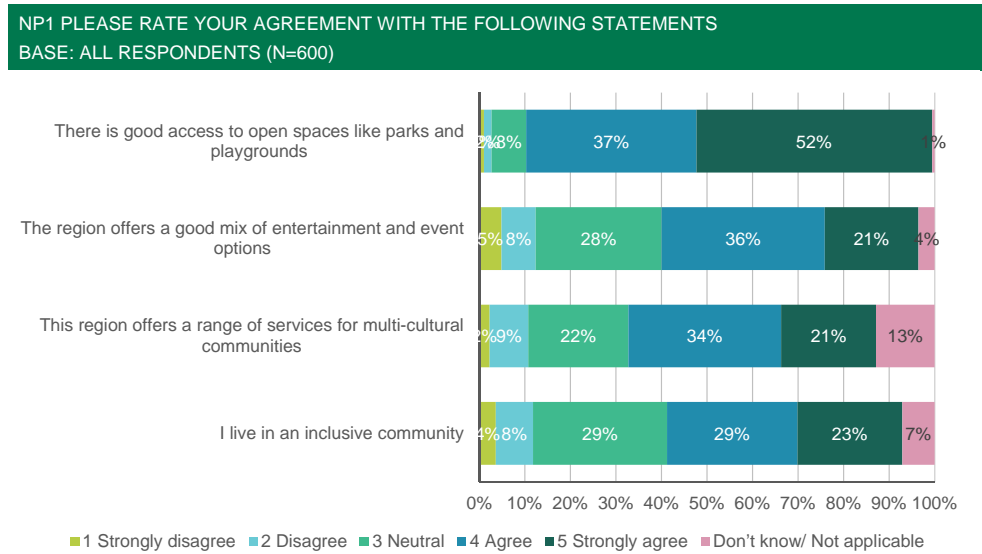


Figure 18 Agreement with wellbeing statements 2





7. QUALITY OF LIFE

81% of respondents believed the DRC area is a good place to live.

It is heartening that people aged 65+, often a group that feel the least safe, were significantly more likely to agree they feel safe where they live.

Figure 19 Agreement with wellbeing statements 3

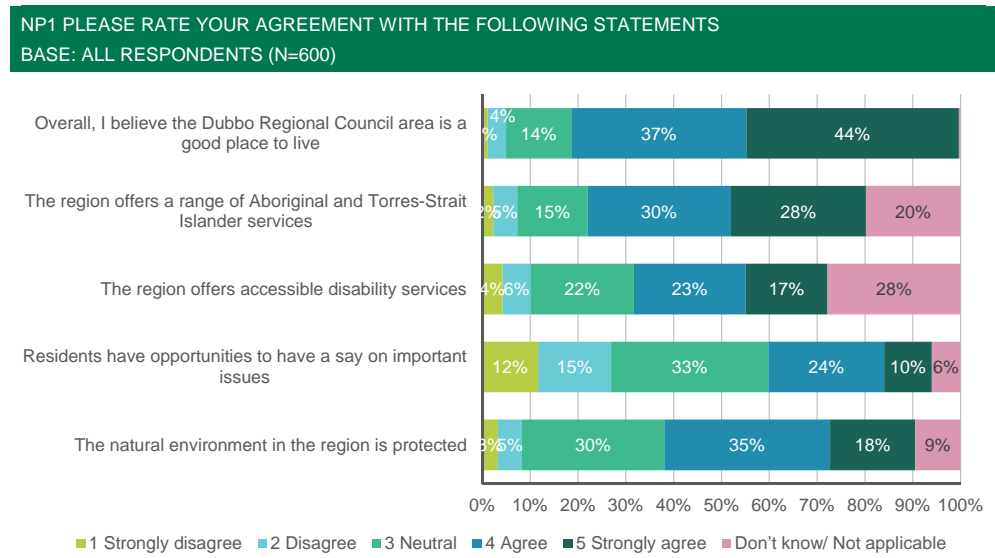


Table 30 Agreement with statements – Subgroup Analysis

SUBGROUP	SIGNIFICANT DIFFERENCES
Gender	Nil
Age	Residents aged 65+ were significantly more likely to agree they feel safe where they live, it is affordable to live in the region and the region offers a good mix of entertainment and event options.
Ratepayer Status	Ratepayers were significantly more likely to agree they feel safe where they live, and it is affordable to live in the region.
Length of time lived in Dubbo LGA	Nil
Area	Rural residents were significantly more likely to agree they feel safe where they live.



7. QUALITY OF LIFE

The only improvement since 2019 was for *I live in an inclusive community*. *Residents have opportunity to have a say on important issues* declined by 15%, while *The region offers a good mix of entertainment and event options* went down 13% and *It is affordable to live in the region* went down by 10%.

While Overall, *I believe the Dubbo Regional Council area is a good place to live* dropped by 5% since 2019, it is still a high rating. In 2019, 5 out of 11 statements were rated 4+, 3 of these same 11 were rated 4+.

Table 31 Agreement with statements – Internal Benchmarks

	2019	2022	CHANGES SINCE 2019
I feel safe where I live	4.0	3.8	-5%
It is affordable to live in the region	3.9	3.5	-10%
There is a range of employment and business opportunities	3.6	3.6	-
There is a good access to sporting and recreational activities	4.3	4.2	-2%
I live in an inclusive community	3.7	4.0	+8%
This region offers a range of services for multi-cultural communities	NA	3.7	NA
The region offers a good mix of entertainment and event options	4.0	3.5	-13%
There is good access to open spaces like parks and playgrounds	4.4	4.3	-2%
The natural environment in the region is protected	3.7	3.5	-5%
Residents have opportunity to have a say on important issues	3.4	2.9	-15%
The region offers accessible disability services	3.8	3.5	-8%
The region offers a range of Aboriginal and Torres-Strait Islander services	4.1	3.9	-5%
Overall, I believe the Dubbo Regional Council area is a good place to live	4.3	4.1	-5%



7. QUALITY OF LIFE

Residents aged 65+ were most likely to feel proud to live in the Dubbo Regional Council area.

Figure 20 Proud to live in the DRC area

NP4 ARE YOU PROUD TO LIVE IN THE DUBBO REGIONAL COUNCIL AREA?
BASE: ALL RESPONDENTS (N=600)

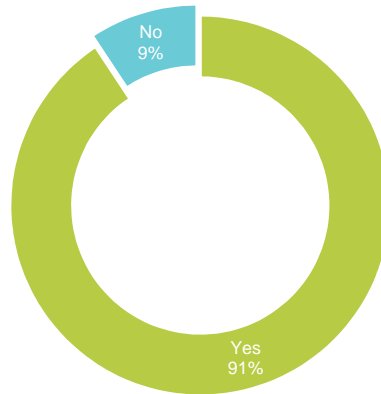


Table 32 Proud to live in the DRC area – Subgroup Analysis

SUBGROUP	SIGNIFICANT DIFFERENCES
Gender	Nil
Age	Residents aged 65+ were more likely to agree they feel proud to live in the DRC area
Ratepayer Status	Nil
Length of time lived in Dubbo LGA	Nil
Area	Nil

Table 33 Proud to live in the DRC area – Internal Benchmark

	2019	2022	CHANGE SINCE 2019
YES	96%	91%	-5%

8. CUSTOMER SERVICES



More than two-thirds of respondents preferred to contact Council by phone.

Figure 21 Preferred method of contacting Council

CS1 WHAT IS YOUR PREFERRED METHOD OF CONTACTING COUNCIL?
BASE: ALL RESPONDENTS (N=600)

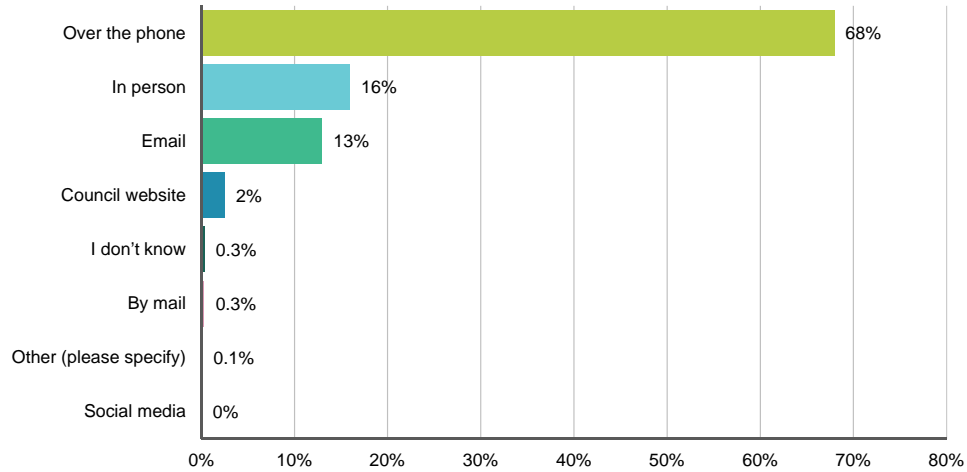


Table 34 Preferred Method of Contacting Council – Subgroup Analysis

SUBGROUP	SIGNIFICANT DIFFERENCES
Gender	Female residents significantly preferred to use Council website.
Age	Residents aged 65+ were significantly preferred to contact Council in person.
Ratepayer Status	Nil
Length of time lived in Dubbo LGA	Nil
Area	Nil

Table 35 Preferred Method of Contacting Council – Internal Benchmarks

	2019	2022	CHANGE SINCE 2019
Over the phone	68%	68%	-
In person	18%	16%	-2%
Email	10%	13%	+3%
Council website	1%	2%	+1%



8. CUSTOMER SERVICES

Nearly two-thirds of respondents contacted DRC in the past 12 months.

Figure 22 Contacted Council in 12 months

CS2 HAVE YOU CONTACTED DUBBO REGIONAL COUNCIL IN THE PAST 12 MONTHS?
BASE: ALL RESPONDENTS (N=600)

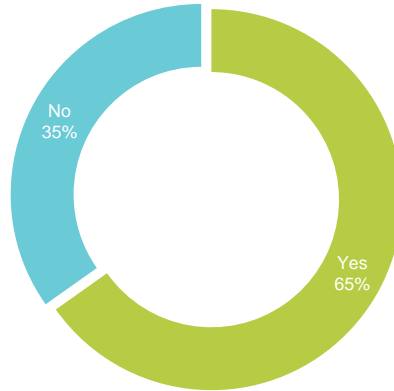


Table 36 Contacted Council in 12 months – Subgroup Analysis

SUBGROUP	SIGNIFICANT DIFFERENCES
Gender	Nil
Age	Residents aged 35-64 were significantly more likely to have contacted Council in the past 12 months.
Ratepayer Status	Ratepayers were significantly more likely to have contacted Council in the past 12 months.
Length of time lived in Dubbo LGA	Nil
Area	Rural residents were significantly more likely to have contacted Council in the past 12 months.

Table 37 Contacted Council in 12 months – Internal Benchmarks

	2019	2022	CHANGE SINCE 2019
YES	55%	65%	+10%



8. CUSTOMER SERVICES

Actual method of contacting Council is nearly identical to preferred method of contacting Council.

A halving of contact in person might have been driven by Covid19.

Figure 23 Method of contact

CS3 HOW DID YOU CONTACT THE COUNCIL?

BASE: CONTACTED COUNCIL IN 12 MONTHS (N=390)

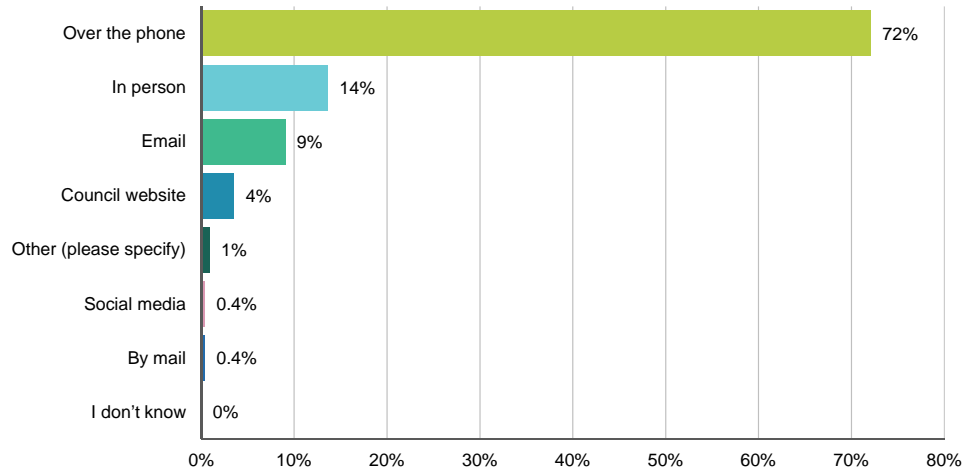


Table 38 Method of contact – Subgroup Analysis

SUBGROUP	SIGNIFICANT DIFFERENCES
Gender	Nil
Age	Customers aged 65+ were significantly more likely to have contacted Council in person.
Ratepayer Status	Nil
Length of time lived in Dubbo LGA	Nil
Area	Nil

Table 39 Method of contact – Internal Benchmarks

	2019	2022	CHANGE SINCE 2019
Over the phone	66%	72%	+6%
In person	27%	14%	-13%
Email	5%	9%	+4%
Council website	1%	4%	+3%
By mail	1%	0%	-1%

The reasons respondents contacted Council was very fragmented.



8. CUSTOMER SERVICES

Figure 24 Reason for contact

CS4 WHAT WAS THE MOST RECENT REASON YOU CONTACTED COUNCIL?
BASE: CONTACTED COUNCIL IN 12 MONTHS (N=390)

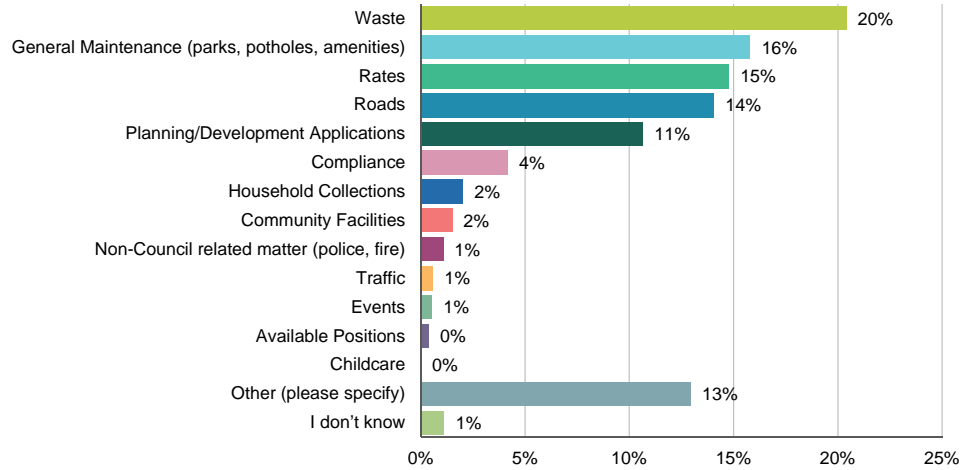


Table 40 Reason for contact – Subgroup Analysis

SUBGROUP	SIGNIFICANT DIFFERENCES
Gender	Nil
Age	Nil
Ratepayer Status	Renting customers were significantly more likely to have contacted Council about waste.
Length of time lived in Dubbo LGA	Nil
Area	Rural customers were significantly more likely to have contacted Council about roads.



8. CUSTOMER SERVICES

Two-thirds of respondents were satisfied with Council's customer services, but this is still 7% below the 2019 score.

Figure 25 Satisfaction of Council's customer services

**CS5 ON A SCALE OF 1 TO 5, HOW SATISFIED WERE YOU WITH COUNCIL'S CUSTOMER SERVICES?
BASE: CS2 CONTACTED COUNCIL IN 12 MONTHS (N=390)**

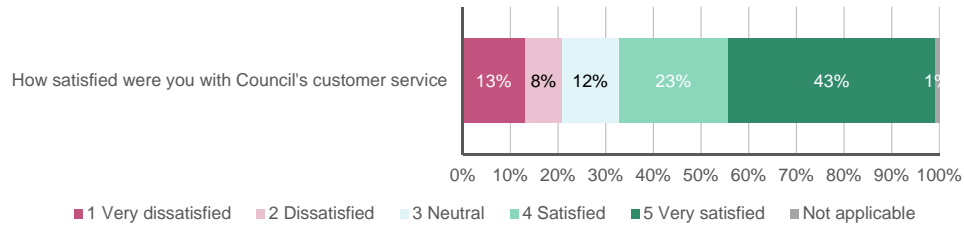


Table 41 Satisfaction with Council's customer services – Subgroup Analysis

SUBGROUP	SIGNIFICANT DIFFERENCES
Gender	Nil
Age	Nil
Ratepayer Status	Nil
Length of time lived in Dubbo LGA	Nil
Area	Nil

Table 42 Satisfaction of Council's customer services – Internal Benchmark

	2019	2022	CHANGES SINCE 2019
	3.96	3.67	-7%

8. CUSTOMER SERVICES



Improved follow-through and greater levels of responsiveness were the two most common responses, followed by responses questioning staff quality. However, it is important to note this is based on the responses of just 79 residents, hence results must be treated with extreme caution.

Figure 26 How could Council have improved your experience

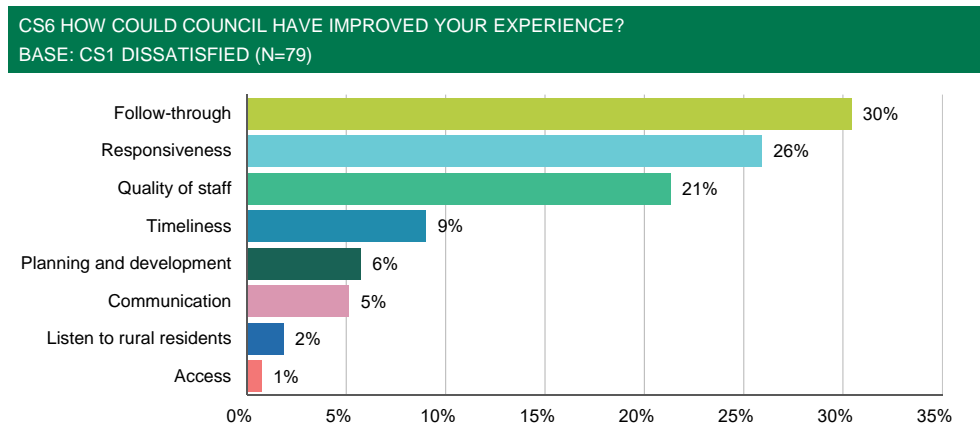


Table 43 How could Council have improved your experience – Subgroup Analysis

SUBGROUP	SIGNIFICANT DIFFERENCES
Gender	Nil
Age	Nil
Ratepayer Status	Nil
Length of time lived in Dubbo LGA	Nil
Area	Nil

Table 44 How could Council have improved your experience – Internal Benchmarks

	2019	2022	CHANGE SINCE 2019
Follow-through	28%	30%	+2%
Responsiveness	25%	26%	+1%
Quality of staff	14%	21%	+7%
Timeliness	7%	9%	+2%
Planning and development	4%	6%	+2%
Communication	11%	5%	-6%

9. COUNCIL COMMUNICATION & CONSULTATION



The two endpoints of age groups seemed to inhabit the opposite ends of social media versus traditional media.

Figure 27 Sources of information on Council's services and activities

C1 WHICH OF THE FOLLOWING SOURCES DO YOU USE TO RECEIVE INFORMATION ABOUT COUNCIL SERVICES, EVENTS, AND ACTIVITIES?
BASE: ALL RESPONDENTS (N=600)

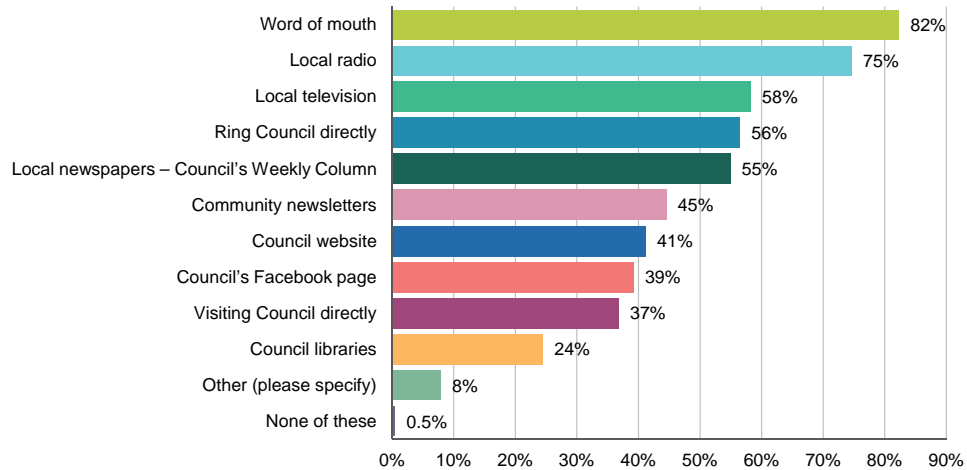


Table 45 Sources of information on Council's services and activities – Subgroup Analysis

SUBGROUP	SIGNIFICANT DIFFERENCES
Gender	Male residents were significantly more likely to receive information about Council from local radio.
Age	Residents aged 18-34 were significantly more likely to receive information about Council from Facebook. Residents aged 65+ were significantly more likely to receive information about Council from local television, local newspapers and visiting Council directly.
Ratepayer Status	Nil
Length of time lived in Dubbo LGA	Nil
Area	Nil

9. COUNCIL COMMUNICATION & CONSULTATION



It might have been Covid19 that caused the drop in library usage.

Local radio was unchanged but local television and newspapers had marked declines.

Table 46 Sources of information on Council's services and activities – Internal Benchmark

	2019	2022	CHANGE SINCE 2019
Word of mouth	84%	82%	-2%
Local radio	75%	75%	-
Local television	68%	58%	-10%
Ring Council directly	56%	56%	-
Local newspapers – Council's Weekly Column and Snapshot	67%	55%	-12%
Community newsletters	45%	45%	-
Council website	41%	41%	-
Council's Facebook page	35%	39%	+4%
Visiting Council directly	38%	37%	-1%
Council libraries	31%	24%	-7%
Other (please specify)	7%	8%	+1%
None of these	0%	0%	-

9. COUNCIL COMMUNICATION & CONSULTATION



The “most preferred” follow-up was a single-response question, which is why the percentages are so much lower than the broader “How do you receive information”. Local radio is almost three times the result for local television.

Figure 28 Preferred way to receive information on Council’s services and activities

C2 OF THESE SOURCES, WHICH IS YOUR MOST PREFERRED?
BASE: NOT NONE AT C1 (N=595)

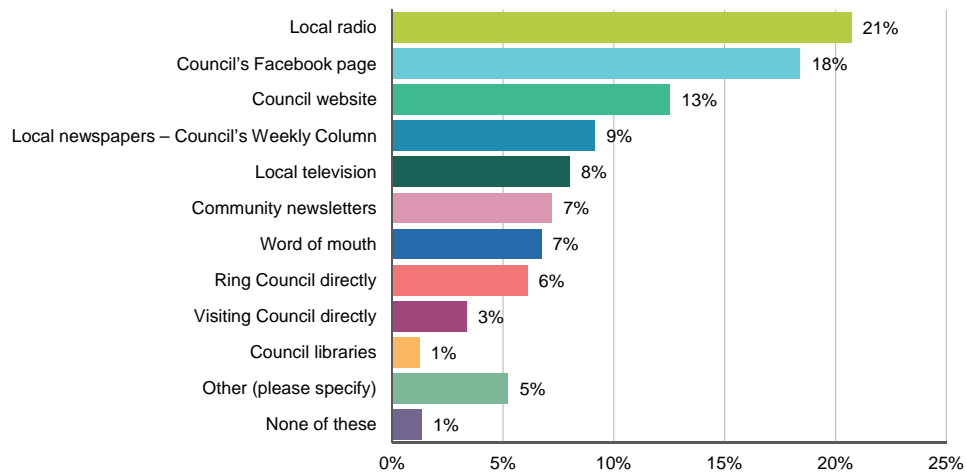


Table 47 Preferred way to receive information on Council's services and activities – Subgroup Analysis

SUBGROUP	SIGNIFICANT DIFFERENCES
Gender	Male residents were significantly more likely to prefer to receive information about Council from local radio.
Age	Residents aged 18-34 were significantly more likely to prefer to receive information about Council from Facebook. Residents aged 65+ were significantly more likely to prefer to receive information about Council from local newspapers and community newsletters.
Ratepayer Status	Nil
Length of time lived in Dubbo LGA	Nil
Area	Nil



9. COUNCIL COMMUNICATION & CONSULTATION

Local television, local radio and particularly calling Council directly had quite the gap up since 2019.

Local newspapers and Community newsletters both nearly halved.

Table 48 Preferred way to receive information on Council's services and activities – Internal Benchmarks

	2019	2022	CHANGE SINCE 2019
Local radio	14%	21%	+7%
Council's Facebook page	19%	18%	-1%
Council website	13%	13%	-
Local newspapers – Council's Weekly Column and Snapshot	16%	9%	-7%
Local television	5%	8%	+3%
Community newsletters	12%	7%	-5%
Word of mouth	6%	7%	+1%
Ring Council directly	2%	6%	+4%
Visiting Council directly	2%	3%	+1%
Council libraries	1%	1%	-
None of these	1%	1%	-
Other (please specify)	8%	5%	-3%



9. COUNCIL COMMUNICATION & CONSULTATION

Three in four residents agreed that Council did a good job promoting its activities and achievements, with younger residents most likely to believe this.

Figure 29 Council positively promotes its activities and achievements

C3 DOES COUNCIL POSITIVELY PROMOTE ITS ACTIVITIES AND ACHIEVEMENTS?
BASE: ALL RESPONDENTS (N=600)

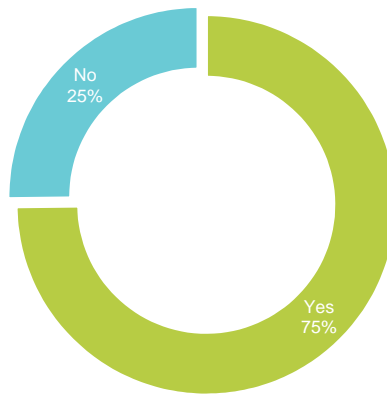


Table 49 Council positively promotes its activities – Subgroup Analysis

SUBGROUP	SIGNIFICANT DIFFERENCES
Gender	Nil
Age	Residents aged 18-34 were significantly more likely to believe Council positively promotes its activities. Residents 65+ were significantly more likely to not believe Council positively promotes its activities.
Ratepayer Status	Nil
Length of time lived in Dubbo LGA	Nil
Area	Nil

Table 50 Council positively promotes its activities – Internal Benchmarks

	2019	2022	CHANGE SINCE 2019
YES	83%	75%	-8%

10. APPENDIX 1 – SUBGROUP ANALYSIS

OVERALL SATISFACTION

Overall satisfaction with the performance of Dubbo Regional Council

	TOTAL	GENDER		AGE			
		Male	Female	18-34	35-49	50-64	65+
Dissatisfied (1-2)	38%	38%	38%	25%	44%	48%	38%
Neutral (3)	30%	30%	30%	33%	31%	31%	25%
Satisfied (4-5)	30%	29%	31%	42%	23%	20%	33%
Don't know/ Not applicable	2%	2%	1%	0%	2%	1%	4%
Average	2.8	2.8	2.8	3.2	2.7	2.5	3.0

	OWN VS RENT		TIME IN LGA				
	Own	Rent	<1 year	1-5 years	6-10 years	11-15 years	>15 years
Dissatisfied (1-2)	43%	21%	21%	21%	23%	37%	44%
Neutral (3)	28%	37%	0%	40%	30%	34%	29%
Satisfied (4-5)	27%	41%	79%	40%	45%	29%	26%
Don't know/ Not applicable	2%	0%	0%	0%	2%	1%	2%
Average	2.7	3.2	3.6	3.3	3.3	2.8	2.7

	URBAN VS RURAL	
	Urban	Rural
Dissatisfied (1-2)	36%	44%
Neutral (3)	30%	31%
Satisfied (4-5)	32%	24%
Don't know/ Not applicable	1%	2%
Average	2.9	2.7



10. APPENDIX 1 – SUBGROUP ANALYSIS

COUNCIL SERVICES & FACILITIES

Services and facilities (Q1) – Figure 1

	TOTAL	GENDER		AGE			
		Male	Female	18-34	35-49	50-64	65+
Sewerage service	4.3	4.3	4.4	4.4	4.1	4.3	4.4
Water supply	4.0	4.0	4.0	4.1	3.8	3.9	4.1
Household recycling service	4.0	3.9	4.1	4.1	3.8	4.0	4.3
Household waste collection	4.0	4.0	4.0	4.0	3.7	4.0	4.4
Annual kerbside clean-up service	3.9	4.0	3.9	4.1	3.8	3.8	3.9
Water conservation initiatives	3.4	3.4	3.4	3.3	3.3	3.4	3.6
Access to affordable housing	2.7	2.7	2.7	2.8	2.6	2.6	2.7

	OWN VS RENT		TIME IN LGA				
	Own	Rent	<1 year	1-5 years	6-10 years	11-15 years	>15 years
Sewerage service	4.3	4.2	4.0	3.9	4.4	4.5	4.3
Water supply	3.9	4.2	5.0	4.2	4.1	3.7	4.0
Household recycling service	4.0	4.1	5.0	4.1	4.5	3.9	4.0
Household waste collection	4.1	3.8	4.2	4.6	4.1	3.8	4.0
Annual kerbside clean-up service	3.9	3.9	3.6	3.7	4.3	3.8	3.9
Water conservation initiatives	3.4	3.5	4.0	3.7	3.5	3.1	3.4
Access to affordable housing	2.7	2.6	4.0	2.7	2.9	2.7	2.6

	URBAN VS RURAL	
	Urban	Rural
Sewerage service	4.3	4.1
Water supply	4.1	3.5
Household recycling service	4.1	3.7
Household waste collection	4.1	3.8
Annual kerbside clean-up service	4.0	3.7
Water conservation initiatives	3.5	3.1
Access to affordable housing	2.7	2.8



10. APPENDIX 1 – SUBGROUP ANALYSIS

Services and facilities (Q1) – Figure 2

	TOTAL	GENDER		AGE			
		Male	Female	18-34	35-49	50-64	65+
Street lighting	3.6	3.6	3.7	3.7	3.4	3.6	3.9
Traffic management	3.4	3.3	3.5	3.6	3.2	3.2	3.5
Car parking in CBD	3.3	3.3	3.3	3.5	3.1	3.1	3.4
Access to public transport services	3.1	3.1	3.0	3.3	3.0	2.8	3.1
Maintenance of footpaths	2.9	2.9	3.0	3.2	2.8	2.7	2.9
Maintenance of sealed roads	2.5	2.5	2.6	2.7	2.1	2.4	2.8
Maintenance of unsealed roads	2.4	2.3	2.4	2.7	1.9	2.3	2.4

	OWN VS RENT		TIME IN LGA				
	Own	Rent	<1 year	1-5 years	6-10 years	11-15 years	>15 years
Street lighting	3.7	3.6	4.0	3.0	3.8	3.8	3.6
Traffic management	3.5	3.1	3.0	3.3	3.6	3.4	3.4
Car parking in CBD	3.2	3.4	4.6	3.6	3.7	3.2	3.2
Access to public transport services	3.1	2.9	3.0	2.6	3.5	3.0	3.0
Maintenance of footpaths	2.9	3.0	4.0	2.9	3.2	3.0	2.8
Maintenance of sealed roads	2.5	2.7	3.4	3.0	2.9	2.5	2.4
Maintenance of unsealed roads	2.3	2.5	2.6	2.8	2.6	2.7	2.2

	URBAN VS RURAL	
	Urban	Rural
Street lighting	3.7	3.5
Traffic management	3.4	3.4
Car parking in CBD	3.3	3.1
Access to public transport services	3.2	2.5
Maintenance of footpaths	2.9	3.0
Maintenance of sealed roads	2.6	2.2
Maintenance of unsealed roads	2.6	1.9



10. APPENDIX 1 – SUBGROUP ANALYSIS

Services and facilities (Q1) – Figure 3

	TOTAL	GENDER		AGE			
		Male	Female	18-34	35-49	50-64	65+
Promotion of tourism	3.7	3.5	3.8	3.7	3.6	3.6	3.7
Access to diverse shopping	3.5	3.6	3.5	3.6	3.5	3.4	3.7
Supporting local business development	3.2	3.1	3.2	3.3	2.9	3.0	3.4
Promoting environmental sustainability	3.2	3.2	3.1	3.2	3.0	3.1	3.5
Managing residential development	3.1	3.2	3.1	3.3	2.9	3.0	3.3
Managing commercial development	3.0	2.9	3.1	3.3	2.7	2.7	3.2
Development application assessment process	2.7	2.7	2.6	2.9	2.5	2.5	3.0

	OWN VS RENT		TIME IN LGA				
	Own	Rent	<1 year	1-5 years	6-10 years	11-15 years	>15 years
Promotion of tourism	3.7	3.5	4.0	3.1	3.8	3.9	3.7
Access to diverse shopping	3.5	3.6	4.8	3.5	3.6	3.3	3.6
Supporting local business development	3.2	3.1	3.8	3.3	3.3	3.1	3.1
Promoting environmental sustainability	3.2	3.1	3.6	3.0	3.1	3.2	3.2
Managing residential development	3.1	3.2	3.8	3.2	3.3	2.9	3.2
Managing commercial development	3.0	3.1	3.8	2.9	3.1	3.0	3.0
Development application assessment process	2.7	2.7	3.8	2.8	2.6	2.7	2.7

	URBAN VS RURAL	
	Urban	Rural
Promotion of tourism	3.7	3.7
Access to diverse shopping	3.5	3.6
Supporting local business development	3.3	2.9
Promoting environmental sustainability	3.2	3.1
Managing residential development	3.2	3.0
Managing commercial development	3.1	2.7



10. APPENDIX 1 – SUBGROUP ANALYSIS

Development application assessment process	2.8	2.4
--	-----	-----

Additional services and facilities (Q2) – Figure 1

	TOTAL	GENDER		AGE			
		Male	Female	18-34	35-49	50-64	65+
Council events and support for events	3.4	3.2	3.6	3.6	3.1	3.4	3.6
Informing the community	3.1	3.0	3.1	3.1	2.9	3.0	3.2
Consultation with the community	2.9	2.8	2.9	2.9	2.7	2.8	3.0
Decisions made in the interest of the community	2.9	2.9	2.9	3.1	2.7	2.7	3.1
Financial management	2.8	2.7	2.8	3.2	2.4	2.5	3.0
Being a well-run and managed Council	2.7	2.7	2.8	3.0	2.3	2.5	3.0

	OWN VS RENT		TIME IN LGA				
	Own	Rent	<1 year	1-5 years	6-10 years	11-15 years	>15 years
Council events and support for events	3.5	3.2	3.6	3.3	3.4	3.4	3.4
Informing the community	3.1	3.1	3.8	3.1	3.3	3.0	3.0
Consultation with the community	2.9	2.8	3.8	2.6	2.9	2.9	2.9
Decisions made in the interest of the community	2.9	3.0	3.8	3.2	3.1	3.0	2.8
Financial management	2.7	2.9	3.8	3.3	2.9	2.6	2.7
Being a well-run and managed Council	2.7	2.9	4.0	3.1	2.9	2.5	2.7

	URBAN VS RURAL	
	Urban	Rural
Council events and support for events	3.4	3.5
Informing the community	3.1	2.9
Consultation with the community	2.9	2.8
Decisions made in the interest of the community	3.0	2.7
Financial management	2.8	2.7
Being a well-run and managed Council	2.8	2.5



10. APPENDIX 1 – SUBGROUP ANALYSIS

Additional services and facilities (Q2) – Figure 2

	TOTAL	GENDER		AGE			
		Male	Female	18-34	35-49	50-64	65+
Libraries	4.2	4.1	4.2	4.2	4.0	4.2	4.3
Parks	3.9	3.9	4.0	4.0	3.8	3.8	4.1
Playgrounds	3.9	3.9	4.0	4.0	3.7	3.9	4.0
Cemeteries	3.5	3.6	3.4	3.7	3.4	3.3	3.6
Swimming pools	3.9	3.9	3.9	4.0	3.7	3.9	4.0
Community halls and cultural centres	3.7	3.6	3.8	3.8	3.5	3.6	3.8
Sports grounds and facilities	4.0	3.9	4.1	3.9	3.9	4.0	4.2
Childcare Facilities (e.g. Family Day Care or Rainbow Cottage)	3.6	3.5	3.8	3.6	3.4	3.7	3.9
Streetscape - trees	3.4	3.3	3.4	3.7	3.2	3.2	3.3
River management	3.3	3.2	3.3	3.3	3.1	3.3	3.4
Community services and facilities	3.5	3.5	3.5	3.5	3.4	3.5	3.6
Maintenance of public toilets	3.1	3.1	3.1	3.2	2.9	3.1	3.2
Rural reserves	2.9	2.8	3.0	3.2	2.7	2.8	2.9

	OWN VS RENT		TIME IN LGA				
	Own	Rent	<1 year	1-5 years	6-10 years	11-15 years	>15 years
Libraries	4.2	4.0	3.8	3.8	4.5	4.0	4.2
Parks	3.9	4.1	2.8	4.1	4.1	3.9	3.9
Playgrounds	3.9	3.9	2.8	4.0	4.3	3.9	3.9
Cemeteries	3.5	3.4	3.8	3.3	3.4	3.4	3.5
Swimming pools	3.9	3.8	3.0	3.6	4.3	3.8	3.9
Community halls and cultural centres	3.7	3.6	4.8	3.6	3.8	3.6	3.7
Sports grounds and facilities	4.0	3.9	3.2	3.6	4.4	4.0	4.0
Childcare Facilities (e.g. Family Day Care or Rainbow Cottage)	3.7	3.5	3.4	2.9	3.6	3.6	3.7
Streetscape - trees	3.4	3.4	3.8	3.4	3.6	3.5	3.3
River management	3.3	3.1	3.2	3.3	3.5	3.4	3.2
Community services and facilities	3.5	3.4	3.6	3.5	3.8	3.4	3.4



10. APPENDIX 1 – SUBGROUP ANALYSIS

Maintenance of public toilets	3.1	2.9	2.8	3.4	3.4	3.2	3.0
Rural reserves	2.9	3.0	4.0	3.0	3.3	3.3	2.8

URBAN VS RURAL		
	Urban	Rural
Libraries	4.2	4.2
Parks	3.9	3.9
Playgrounds	3.9	3.9
Cemeteries	3.5	3.6
Swimming pools	3.9	3.9
Community halls and cultural centres	3.7	3.6
Sports grounds and facilities	4.0	4.0
Childcare Facilities (e.g. Family Day Care or Rainbow Cottage)	3.6	3.8
Streetscape - trees	3.3	3.7
River management	3.3	3.2
Community services and facilities	3.5	3.5
Maintenance of public toilets	3.1	3.1
Rural reserves	3.1	2.6

CUSTOMER SERVICES

Recent contact with Council

	TOTAL	GENDER		AGE			
		Male	Female	18-34	35-49	50-64	65+
Contacted Council in the last 12 months	65%	66%	64%	57%	76%	74%	55%

	OWN VS RENT		TIME IN LGA				
	Own	Rent	<1 year	1-5 years	6-10 years	11-15 years	>15 years
Contacted Council in the last 12 months	69%	52%	0%	65%	73%	66%	64%

URBAN VS RURAL		
	Urban	Rural
Contacted Council in the last 12 months	61%	75%



10. APPENDIX 1 – SUBGROUP ANALYSIS

Most recent method of contact

	TOTAL	GENDER		AGE			
		Male	Female	18-34	35-49	50-64	65+
Over the phone	72%	75%	69%	81%	66%	77%	57%
In person	14%	11%	16%	6%	13%	12%	29%
Email	9%	9%	9%	6%	13%	9%	9%
Council website	4%	3%	4%	7%	5%	2%	0%
Social media	0%	1%	0%	0%	2%	0%	0%
By mail	0%	0%	0%	0%	0%	0%	2%
Other (please specify)	1%	0%	1%	0%	1%	1%	3%
I don't know	0%	0%	0%	0%	0%	0%	0%

	OWN VS RENT		TIME IN LGA				
	Own	Rent	<1 year	1-5 years	6-10 years	11-15 years	>15 years
Over the phone	71%	78%	N/A	83%	67%	72%	72%
In person	15%	7%	N/A	4%	17%	14%	14%
Email	9%	9%	N/A	2%	13%	13%	8%
Council website	3%	6%	N/A	12%	3%	0%	4%
Social media	0%	0%	N/A	0%	0%	0%	1%
By mail	0%	0%	N/A	0%	0%	2%	0%
Other (please specify)	1%	1%	N/A	0%	0%	0%	1%
I don't know	0%	0%	N/A	0%	0%	0%	0%

	URBAN VS RURAL	
	Urban	Rural
Over the phone	72%	73%
In person	15%	10%
Email	8%	11%
Council website	3%	5%
Social media	1%	0%
By mail	0%	0%
Other (please specify)	1%	0%
I don't know	0%	0%



10. APPENDIX 1 – SUBGROUP ANALYSIS

Preferred method of contact

	TOTAL	GENDER		AGE			
		Male	Female	18-34	35-49	50-64	65+
Over the phone	68%	70%	66%	76%	65%	68%	59%
In person	16%	19%	13%	6%	16%	15%	30%
Email	13%	10%	15%	15%	13%	14%	9%
Council website	2%	0%	5%	3%	5%	1%	1%
Social media	0%	0%	0%	0%	0%	0%	0%
By mail	0%	0%	0%	0%	1%	0%	1%
Other (please specify)	0%	0%	0%	0%	0%	0%	0%
I don't know	0%	1%	0%	0%	0%	1%	0%

	OWN VS RENT		TIME IN LGA				
	Own	Rent	<1 year	1-5 years	6-10 years	11-15 years	>15 years
Over the phone	66%	76%	100%	71%	69%	61%	68%
In person	18%	8%	0%	18%	11%	12%	18%
Email	14%	10%	0%	4%	18%	21%	11%
Council website	2%	4%	0%	7%	2%	5%	2%
Social media	0%	0%	0%	0%	0%	0%	0%
By mail	0%	0%	0%	0%	0%	1%	0%
Other (please specify)	0%	0%	0%	0%	0%	0%	0%
I don't know	0%	1%	0%	0%	0%	0%	0%

	URBAN VS RURAL	
	Urban	Rural
Over the phone	67%	71%
In person	18%	11%
Email	12%	16%
Council website	3%	1%
Social media	0%	0%
By mail	0%	1%
Other (please specify)	0%	0%
I don't know	0%	0%



10. APPENDIX 1 – SUBGROUP ANALYSIS

Reason for contact

	TOTAL	GENDER		AGE			
		Male	Female	18-34	35-49	50-64	65+
Waste	16%	20%	13%	21%	14%	19%	8%
General Maintenance (parks, potholes, amenities)	13%	12%	14%	18%	8%	12%	14%
Roads	13%	17%	9%	12%	15%	12%	15%
Rates	9%	11%	8%	0%	15%	9%	16%
Planning/Development Applications	9%	7%	12%	9%	12%	9%	7%
Household Collections	2%	2%	2%	0%	3%	3%	2%
Events	1%	1%	0%	0%	0%	2%	0%
Community Facilities	1%	1%	0%	0%	0%	1%	1%
Compliance	0%	1%	0%	0%	2%	0%	1%
Traffic	0%	1%	0%	0%	0%	1%	0%
Available Positions	0%	0%	0%	0%	0%	1%	1%
Non-Council related matter (police, fire)	0%	0%	1%	0%	1%	0%	1%
Childcare	0%	0%	0%	0%	0%	0%	0%
I don't know	1%	0%	2%	0%	1%	2%	1%
Other (please specify)	33%	29%	38%	40%	30%	30%	34%

	OWN VS RENT		TIME IN LGA				
	Own	Rent	<1 year	1-5 years	6-10 years	11-15 years	>15 years
Waste	11%	42%	N/A	50%	13%	10%	15%
General Maintenance (parks, potholes, amenities)	10%	5%	N/A	10%	4%	3%	12%
Roads	14%	8%	N/A	3%	5%	7%	17%
Rates	15%	6%	N/A	0%	17%	13%	14%
Planning/Development Applications	9%	10%	N/A	17%	2%	13%	9%
Household Collections	2%	1%	N/A	0%	1%	0%	3%
Events	1%	0%	N/A	0%	0%	0%	1%
Community Facilities	0%	2%	N/A	0%	3%	1%	0%
Compliance	0%	0%	N/A	0%	0%	0%	0%
Traffic	0%	1%	N/A	0%	0%	3%	0%
Available Positions	0%	0%	N/A	0%	3%	0%	0%



10. APPENDIX 1 – SUBGROUP ANALYSIS

Non-Council related matter (police, fire)	0%	0%	N/A	0%	0%	0%	1%
Childcare	0%	0%	N/A	0%	0%	0%	0%
I don't know	1%	2%	N/A	2%	0%	2%	1%
Other (please specify)	36%	22%	N/A	18%	52%	48%	28%

URBAN VS RURAL		
	Urban	Rural
Waste	19%	11%
General Maintenance (parks, potholes, amenities)	12%	4%
Roads	5%	29%
Rates	14%	10%
Planning/Development Applications	6%	15%
Household Collections	3%	1%
Events	1%	0%
Community Facilities	1%	0%
Compliance	0%	0%
Traffic	1%	0%
Available Positions	1%	0%
Non-Council related matter (police, fire)	1%	0%
Childcare	0%	0%
I don't know	1%	2%
Other (please specify)	36%	27%

Satisfaction with Council's customer service

	TOTAL	GENDER		AGE			
		Male	Female	18-34	35-49	50-64	65+
How satisfied were you with Council's customer services	3.8	3.8	3.8	3.9	3.7	3.6	3.8

	OWN VS RENT		TIME IN LGA				
	Own	Rent	<1 year	1-5 years	6-10 years	11-15 years	>15 years
How satisfied were you with Council's customer services	3.8	3.8	N/A	3.6	3.8	3.5	3.8



10. APPENDIX 1 – SUBGROUP ANALYSIS

	URBAN VS RURAL	
	Urban	Rural
How satisfied were you with Council's customer services	3.9	3.5

Satisfaction with performance of elected Councillors over the past 18 months & overall appearance of the Dubbo and Wellington CBDs and surrounding areas

	TOTAL	GENDER		AGE			
		Male	Female	18-34	35-49	50-64	65+
Performance of elected Councillors over the past 18 months	2.4	2.4	2.4	2.9	2.3	2.1	2.4
Overall appearance of the Dubbo and Wellington CBDs and surrounding areas	3.6	3.6	3.6	3.7	3.5	3.5	3.6

	OWN VS RENT		TIME IN LGA				
	Own	Rent	<1 year	1-5 years	6-10 years	11-15 years	>15 years
Performance of elected Councillors over the past 18 months	2.3	2.8	4.0	3.1	2.8	2.6	2.2
Overall appearance of the Dubbo and Wellington CBDs and surrounding areas	3.6	3.6	4.0	3.5	3.8	3.5	3.5

	URBAN VS RURAL	
	Urban	Rural
Performance of elected Councillors over the past 18 months	2.5	2.2
Overall appearance of the Dubbo and Wellington CBDs and surrounding areas	3.6	3.6

COUNCIL COMMUNICATION & CONSULTATION

Sources of information on Council's services and activities

	TOTAL	GENDER		AGE			
		Male	Female	18-34	35-49	50-64	65+
Word of mouth	82%	80%	84%	85%	83%	83%	77%
Local radio	75%	84%	66%	83%	67%	77%	67%
Local television	58%	58%	58%	49%	47%	67%	70%
Ring Council directly	56%	59%	54%	42%	61%	64%	63%

10. APPENDIX 1 – SUBGROUP ANALYSIS



Local newspapers – Council's Weekly Column and Snapshot	55%	56%	54%	51%	50%	53%	67%
Community newsletters	45%	49%	40%	40%	31%	51%	54%
Council website	41%	38%	44%	38%	49%	46%	32%
Council's Facebook page	39%	36%	42%	62%	50%	26%	17%
Visiting Council directly	37%	36%	37%	26%	32%	39%	52%
Council libraries	24%	26%	24%	23%	22%	22%	31%
Other (please specify)	8%	9%	7%	6%	9%	10%	6%
None of these	0%	0%	1%	0%	1%	0%	1%

	OWN VS RENT		TIME IN LGA				
	Own	Rent	<1 year	1-5 years	6-10 years	11-15 years	>15 years
Word of mouth	83%	78%	21%	71%	78%	92%	83%
Local radio	74%	77%	21%	89%	76%	86%	71%
Local television	61%	48%	21%	62%	50%	50%	61%
Ring Council directly	56%	57%	0%	54%	61%	45%	59%
Local newspapers – Council's Weekly Column and Snapshot	54%	57%	100%	71%	48%	55%	54%
Community newsletters	44%	46%	79%	73%	40%	25%	46%
Council website	43%	34%	0%	33%	40%	45%	42%
Council's Facebook page	36%	52%	100%	63%	57%	34%	34%
Visiting Council directly	37%	35%	0%	41%	38%	25%	39%
Council libraries	21%	36%	0%	38%	37%	17%	22%
Other (please specify)	9%	5%	0%	3%	8%	13%	7%
None of these	0%	1%	0%	2%	1%	1%	0%

	URBAN VS RURAL	
	Urban	Rural
Word of mouth	83%	80%
Local radio	74%	75%
Local television	58%	59%
Ring Council directly	58%	54%
Local newspapers – Council's Weekly Column and Snapshot	54%	58%
Community newsletters	42%	50%
Council website	42%	38%



10. APPENDIX 1 – SUBGROUP ANALYSIS

Council's Facebook page	42%	31%
Visiting Council directly	40%	29%
Council libraries	24%	26%
Other (please specify)	8%	7%
None of these	1%	0%

Preferred way to receive Council's services and activities

	TOTAL	GENDER		AGE			
		Male	Female	18-34	35-49	50-64	65+
Local radio	21%	29%	13%	25%	14%	24%	17%
Council's Facebook page	18%	12%	24%	35%	21%	11%	4%
Council website	13%	11%	14%	6%	21%	18%	7%
Local newspapers – Council's Weekly Column and Snapshot	9%	7%	11%	2%	7%	10%	20%
Local television	8%	12%	4%	8%	6%	8%	9%
Community newsletters	7%	6%	8%	4%	5%	6%	15%
Word of mouth	7%	7%	7%	6%	7%	6%	9%
Ring Council directly	6%	3%	9%	7%	9%	6%	3%
Visiting Council directly	5%	5%	5%	2%	7%	6%	8%
Council libraries	3%	4%	2%	2%	3%	3%	6%
Other (please specify)	1%	1%	2%	0%	1%	2%	2%
None of these	1%	1%	1%	4%	0%	0%	0%

	OWN VS RENT		TIME IN LGA				
	Own	Rent	<1 year	1-5 years	6-10 years	11-15 years	>15 years
Local radio	22%	15%	21%	11%	19%	31%	20%
Council's Facebook page	17%	24%	0%	37%	34%	18%	14%
Council website	14%	8%	0%	4%	7%	21%	13%
Local newspapers – Council's Weekly Column and Snapshot	11%	4%	0%	0%	5%	9%	11%
Local television	7%	12%	0%	14%	8%	4%	8%
Community newsletters	8%	5%	0%	15%	5%	2%	8%
Word of mouth	7%	6%	0%	0%	1%	5%	9%
Ring Council directly	5%	10%	0%	8%	14%	4%	5%
Visiting Council directly	4%	1%	0%	1%	5%	0%	4%



10. APPENDIX 1 – SUBGROUP ANALYSIS

Council libraries	0%	5%	0%	10%	0%	0%	1%
Other (please specify)	4%	9%	79%	0%	3%	4%	6%
None of these	2%	0%	0%	0%	0%	2%	2%

URBAN VS RURAL		
	Urban	Rural
Local radio	19%	26%
Council's Facebook page	21%	13%
Council website	12%	13%
Local newspapers – Council's Weekly Column and Snapshot	10%	6%
Local television	8%	7%
Community newsletters	7%	7%
Word of mouth	7%	7%
Ring Council directly	6%	7%
Visiting Council directly	3%	3%
Council libraries	1%	2%
Other (please specify)	5%	7%
None of these	1%	2%

Positive promotion of Council's activities and achievements

	TOTAL	GENDER		AGE			
		Male	Female	18-34	35-49	50-64	65+
YES	75%	75%	75%	87%	78%	69%	64%

	OWN VS RENT		TIME IN LGA				
	Own	Rent	<1 year	1-5 years	6-10 years	11-15 years	>15 years
YES	75%	75%	100%	82%	77%	69%	75%

	URBAN VS RURAL	
	Urban	Rural
YES	73%	79%



10. APPENDIX 1 – SUBGROUP ANALYSIS

COMMUNITY NEEDS AND PRIORITIES

	TOTAL	GENDER		AGE			
		Male	Female	18-34	35-49	50-64	65+
There is good access to open spaces like parks and playgrounds	4.4	4.3	4.4	4.4	4.3	4.3	4.4
Overall, I believe the Dubbo Regional Council area is a good place to live	4.2	4.2	4.2	4.2	4.1	4.2	4.4
There is good access to sporting and recreational activities	4.2	4.1	4.2	4.1	4.1	4.2	4.3
The region offers a range of Aboriginal and Torres-Strait Islander services	4.0	3.9	4.0	3.8	4.0	4.0	4.1
I feel safe where I live	3.9	3.8	4.0	3.7	3.8	3.9	4.1
This region offers a range of services for multi-cultural communities	3.7	3.7	3.7	3.8	3.6	3.6	3.8
There is a range of employment and business opportunities	3.7	3.7	3.7	3.7	3.6	3.6	3.8
The natural environment in the region is protected	3.6	3.7	3.6	3.6	3.6	3.6	3.7
I live in an inclusive community	3.6	3.6	3.6	3.6	3.6	3.5	3.8
The region offers a good mix of entertainment and event options	3.6	3.6	3.7	3.7	3.4	3.4	3.9
The region offers accessible disability services	3.6	3.7	3.5	3.8	3.5	3.5	3.6
It is affordable to live in the region	3.6	3.6	3.5	3.7	3.4	3.4	3.9
Residents have opportunities to have a say on important issues	3.1	3.0	3.1	3.1	3.0	3.0	3.2

	OWN VS RENT		TIME IN LGA				
	Own	Rent	<1 year	1-5 years	6-10 years	11-15 years	>15 years
There is good access to open spaces like parks and playgrounds	4.4	4.2	4.2	4.1	4.5	4.5	4.4
Overall, I believe the Dubbo Regional Council area is a good place to live	4.2	4.1	4.2	4.1	4.1	4.2	4.2



10. APPENDIX 1 – SUBGROUP ANALYSIS

There is good access to sporting and recreational activities	4.2	4.0	4.2	3.7	4.3	4.2	4.2
The region offers a range of Aboriginal and Torres-Strait Islander services	4.1	3.6	5.0	3.6	4.1	3.9	4.0
I feel safe where I live	4.0	3.4	3.4	3.2	3.7	3.9	4.0
This region offers a range of services for multi-cultural communities	3.8	3.6	3.8	3.6	4.0	3.9	3.6
There is a range of employment and business opportunities	3.8	3.3	3.8	3.5	3.6	3.8	3.7
The natural environment in the region is protected	3.6	3.7	4.0	3.7	3.7	3.8	3.6
I live in an inclusive community	3.7	3.5	5.0	3.8	3.5	3.7	3.6
The region offers a good mix of entertainment and event options	3.7	3.4	4.2	3.4	3.7	3.8	3.6
The region offers accessible disability services	3.6	3.6	4.6	3.6	4.1	3.6	3.5
It is affordable to live in the region	3.6	3.2	5.0	3.6	3.8	3.4	3.5
Residents have opportunities to have a say on important issues	3.0	3.2	4.0	3.4	3.2	3.0	3.0

URBAN VS RURAL		
	Urban	Rural
There is good access to open spaces like parks and playgrounds	4.4	4.4
Overall, I believe the Dubbo Regional Council area is a good place to live	4.2	4.3
There is good access to sporting and recreational activities	4.2	4.2
The region offers a range of Aboriginal and Torres-Strait Islander services	3.9	4.1
I feel safe where I live	3.8	4.2
This region offers a range of services for multi-cultural communities	3.7	3.7
There is a range of employment and business opportunities	3.7	3.8
The natural environment in the region is protected	3.7	3.6
I live in an inclusive community	3.6	3.6
The region offers a good mix of entertainment and event options	3.6	3.7
The region offers accessible disability services	3.6	3.6
It is affordable to live in the region	3.5	3.6
Residents have opportunities to have a say on important issues	3.1	3.0



10. APPENDIX 1 – SUBGROUP ANALYSIS

PROUD TO LIVE IN DUBBO REGIONAL COUNCIL AREA

	TOTAL	GENDER		AGE			
		Male	Female	18-34	35-49	50-64	65+
YES	91%	90%	92%	88%	90%	90%	97%

	OWN VS RENT		TIME IN LGA				
	Own	Rent	<1 year	1-5 years	6-10 years	11-15 years	>15 years
YES	92%	86%	100%	89%	85%	85%	93%

	URBAN VS RURAL	
	Urban	Rural
YES	89%	95%

Dubbo Regional Council

2022 Customer Satisfaction Survey

Online Survey results

June 2022



SAMPLE PROFILE - DEMOGRAPHICS

GENDER	%	#
Male	36%	69
Female	63%	121
Other (please specify)	2%	3

AGE	%	#
18-34	19%	37
35-49	25%	49
50-64	31%	59
65+	24%	47
Prefer not to say	1%	1

RATEPAYER STATUS	%	#
Pay by ourselves	87%	167
Pay by landlord	13%	26

LENGTH OF TIME LIVED IN THE AREA	%	#
Less than one year	19%	37
1-5 years	25%	49
6-10 years	31%	59
11-15 years	24%	47
More than 15 years	1%	1

Base: All respondents (n=193)

Q: What is your gender

Q: What is your age group

Q: How long have you lived in the Dubbo Regional Council

Q: Do you or your family pay Council rates or does your landlord?

SAMPLE PROFILE – AREA

TOWN OR RURAL PROPERTY	%	#
Town	82%	158
Rural farm or property	18%	35

TOWN (IN OR CLOSEST TO)	%	#
Dubbo	69%	61
Wellington	15%	28
Maryvale	2%	3
Geurie	1%	2
Mumbil	1%	2
North Yeoval	1%	2
Rawsonville	1%	2
Wongarbon	1%	2
Bodangora	1%	1
Brocklehurst	1%	1
Dripstone	1%	1
Eumungerie	1%	1
Stuart Town	1%	1
Other	7%	13

Base: All respondents (n=193)

Q: Does Council positively promote its activities and achievements?

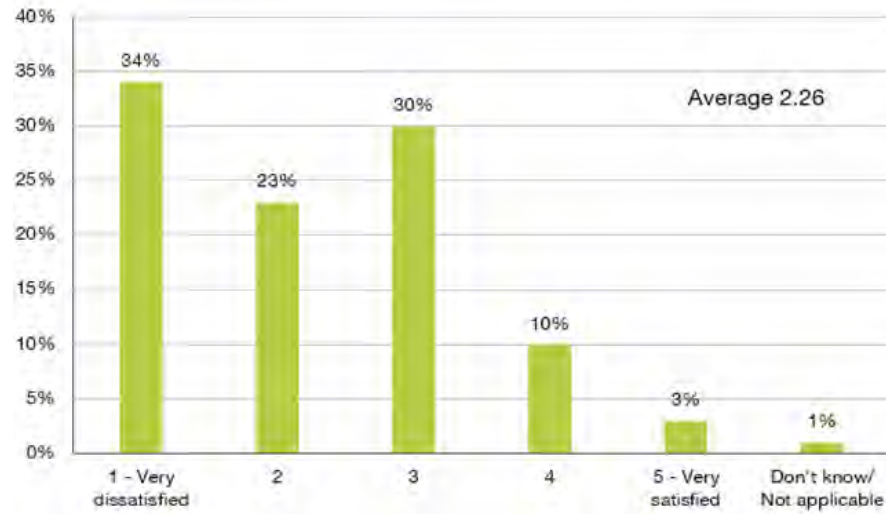


OVERALL SATISFACTION

22/04/2022

4

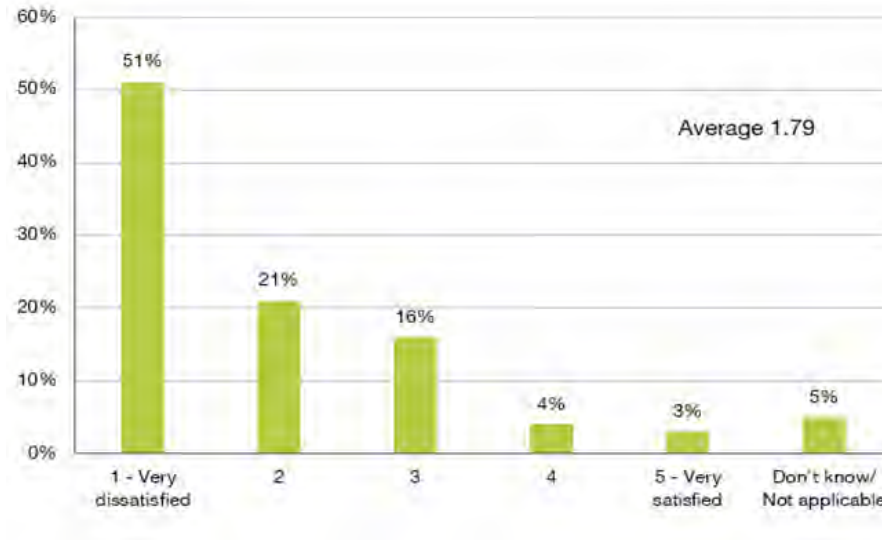
Overall satisfaction with DRC



Phone Average = 2.79

Base: All respondents (n=193)
Q: On a scale of 1 to 5, how would you rate your satisfaction with the overall performance of Dubbo Regional Council over the past 12 months

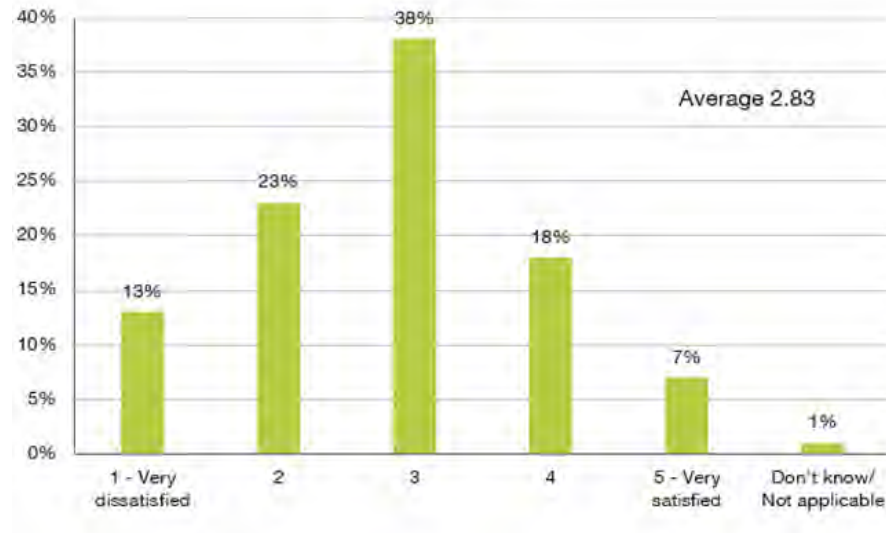
Overall satisfaction with elected Councillors



Phone Average = 2.41

Base: All respondents (n=193)
Q: Using the same scale, please rate your satisfaction with...

Overall satisfaction with appearance of Dubbo and Wellington CBDs and surrounding areas



Phone Average = 3.57

Base: All respondents (n=193)
Q: Using the same scale, please rate your satisfaction with...

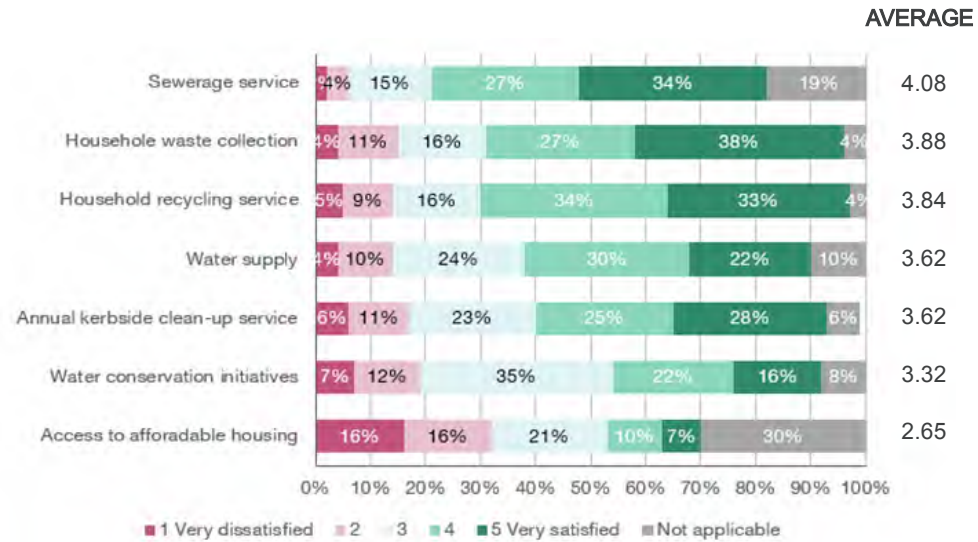


COUNCIL SERVICES & FACILITIES

22/04/2022

8

HOUSING & BASIC SERVICES



Base: All respondents (n=193)

Q: Please rate your satisfaction with the following services and facilities using a 5-point scale where 1 means you are 'very dissatisfied' and 5 means you are 'very satisfied'

TELEPHONE v ONLINE – mean scores

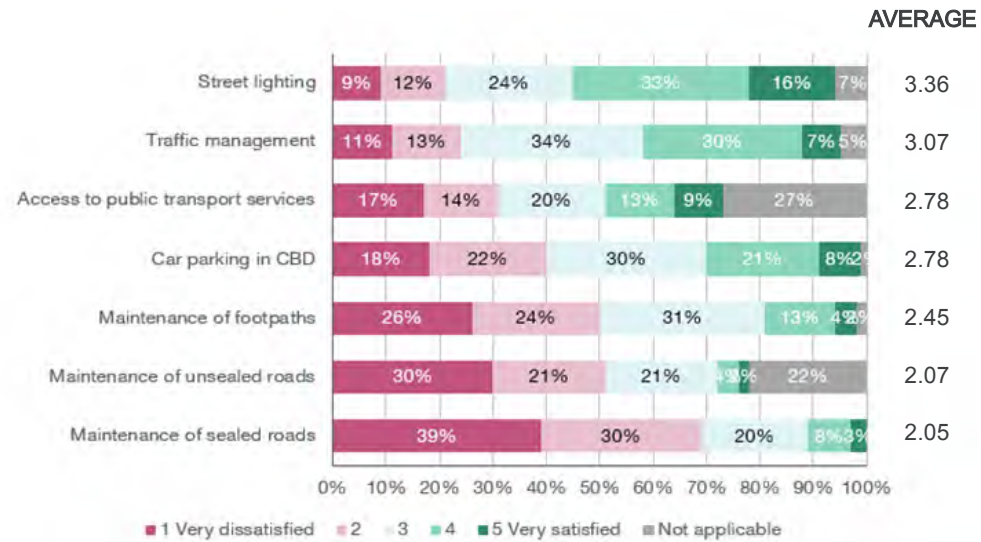
HOUSING AND BASIC SERVICES	Telephone	Online
Sewerage service	4.3	4.1
Water supply	4.0	3.6
Household recycling service	4.0	3.8
Household waste collection	4.0	3.9
Annual kerbside clean-up service	3.9	3.6
Water conservation initiatives	3.4	3.3
Access to affordable housing	2.7	2.7

Base: All respondents (n=193)

Q: Does Council positively promote its activities and achievements?

(Significant differences shown in red)

INFRASTRUCTURE



Base: All respondents (n=193)

Q: Please rate your satisfaction with the following services and facilities using a 5-point scale where 1 means you are 'very dissatisfied' and 5 means you are 'very satisfied'

TELEPHONE v ONLINE – mean scores

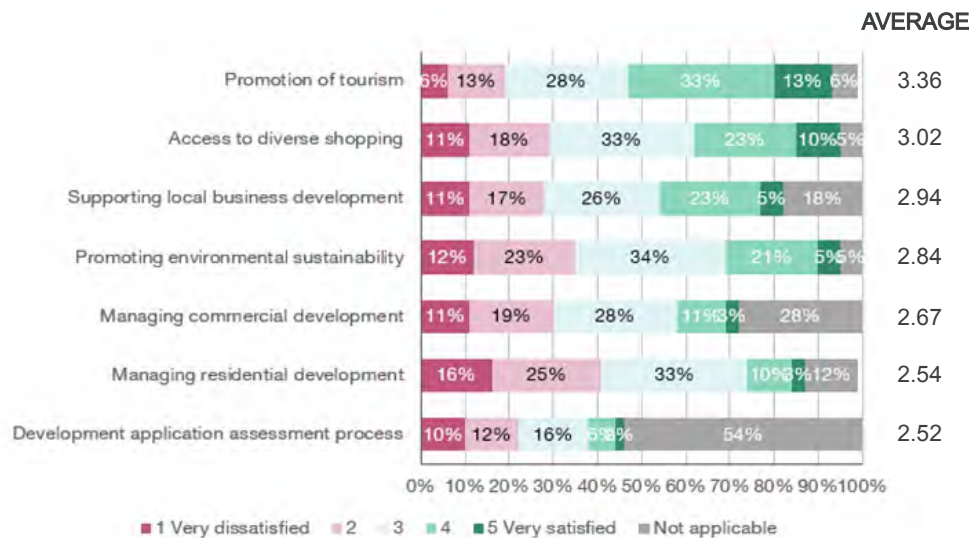
INFRASTRUCTURE	Telephone	Online
Street lighting	3.6	3.4
Traffic management	3.4	3.1
Car parking in CBD	3.3	2.8
Access to public transport services	3.1	2.8
Maintenance of footpaths	2.9	2.4
Maintenance of sealed roads	2.5	2.0
Maintenance of unsealed roads	2.4	2.1

Base: All respondents (n=193)

Q: Does Council positively promote its activities and achievements?

12

ECONOMY



Base: All respondents (n=193)
 Q: Please rate your satisfaction with the following services and facilities using a 5-point scale where 1 means you are 'very dissatisfied' and 5 means you are 'very satisfied'

TELEPHONE v ONLINE – mean scores

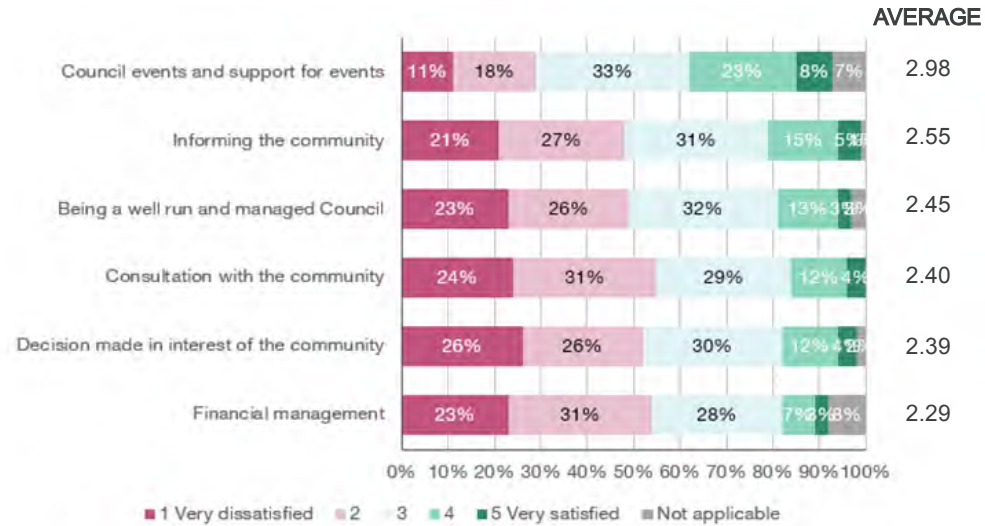
ECONOMY	Telephone	Online
Promotion of tourism	3.7	3.4
Access to diverse shopping	3.5	3.0
Supporting local business development	3.2	2.9
Promoting environmental sustainability	3.2	2.8
Managing residential development	3.1	2.5
Managing commercial development	3.0	2.7
Development application assessment process	2.7	2.5

Base: All respondents (n=193)

Q: Does Council positively promote its activities and achievements?

14

LEADERSHIP



Base: All respondents (n=193)
 Q: Please rate your satisfaction with the following services and facilities using a 5-point scale where 1 means you are 'very dissatisfied' and 5 means you are 'very satisfied'

TELEPHONE v ONLINE – mean scores

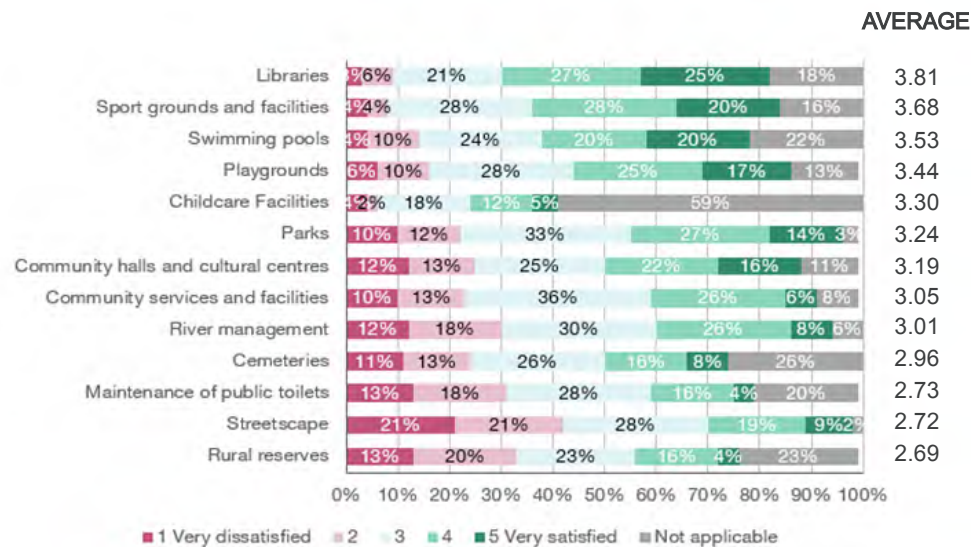
LEADERSHIP	Telephone	Online
Council events and support for events	3.4	3.0
Informing the community	3.1	2.6
Consultation with the community	2.9	2.4
Decisions made in the interest of the community	2.9	2.4
Financial management	2.8	2.3
Being a well-run and managed Council	2.7	2.5

Base: All respondents (n=193)

Q: Does Council positively promote its activities and achievements?

16

LIVEABILITY



Base: All respondents (n=193)
 Q: Please rate your satisfaction with the following services and facilities using a 5-point scale where 1 means you are 'very dissatisfied' and 5 means you are 'very satisfied'

TELEPHONE v ONLINE – mean scores

LIVEABILITY	Telephone	Online
Libraries	4.2	3.8
Sport grounds and facilities	4.0	3.7
Parks	3.9	3.2
Playgrounds	3.9	3.4
Swimming pools	3.9	3.5
Community halls and cultural centres	3.7	3.2
Childcare facilities	3.6	3.3
Cemeteries	3.5	2.9
Community services and facilities	3.5	3.0
Streetscapes – trees	3.4	2.7
River management	3.3	3.0
Maintenance of public toilets	3.1	2.7
Rural reserves	2.9	2.7

Base: All respondents (n=193)

Q: Does Council positively promote its activities and achievements?

FACILITY USAGE

FACILITY	DAILY	WEEKLY	MONTHLY	QUARTERLY	YEARLY	USAGE RATE	NEVER
Parks	12%	28%	29%	16%	8%	93%	7%
Dubbo Regional Theatre & Convention Centre	0%	0%	5%	33%	36%	74%	26%
Western Plains Cultural Centre	1%	6%	13%	23%	27%	70%	30%
Libraries	0%	8%	18%	16%	21%	63%	37%
Sports grounds and facilities	6%	23%	11%	12%	9%	62%	38%
Playgrounds	1%	16%	17%	17%	10%	60%	40%
Swimming pools	2%	8%	10%	15%	20%	54%	46%
Facilities for children	4%	13%	11%	8%	8%	44%	56%
Facilities for youth	3%	10%	9%	6%	7%	35%	65%
Facilities for older people	3%	3%	3%	5%	4%	18%	82%

Base: All respondents (n=193)

Q: How frequently do you use the following facilities? Your options are daily, weekly, monthly, quarterly, yearly or never

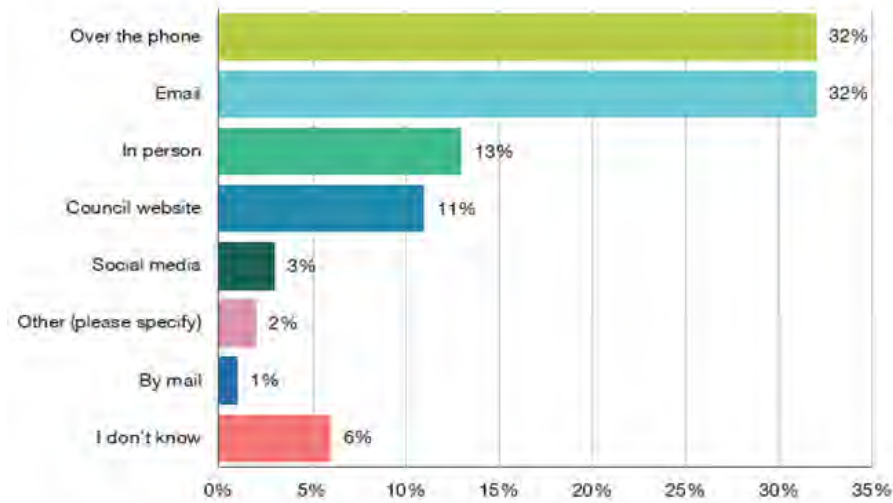


CUSTOMER SERVICE

22/04/2022

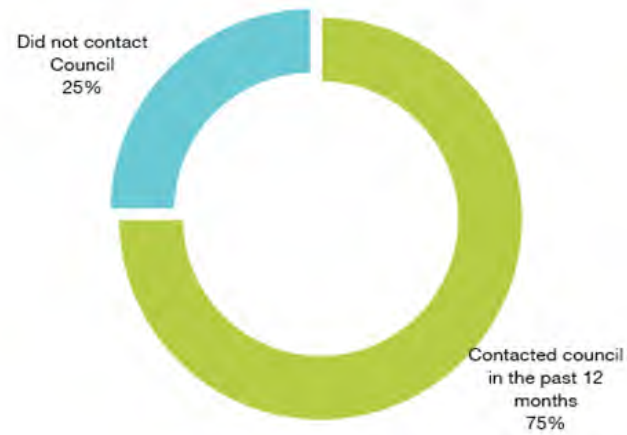
20

PREFERRED METHOD OF CONTACTING COUNCIL



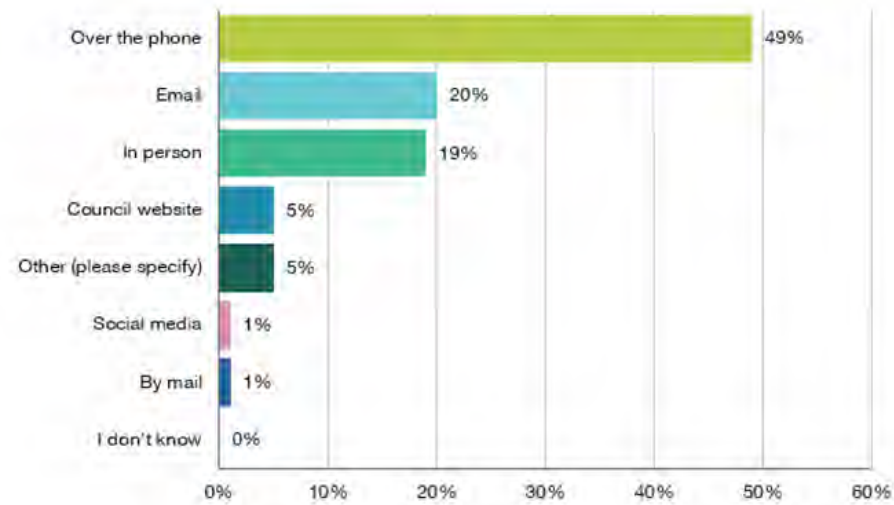
Base: All respondents (n=193)
Q: What is your preferred method of contacting Council

RECENT CONTACT WITH COUNCIL



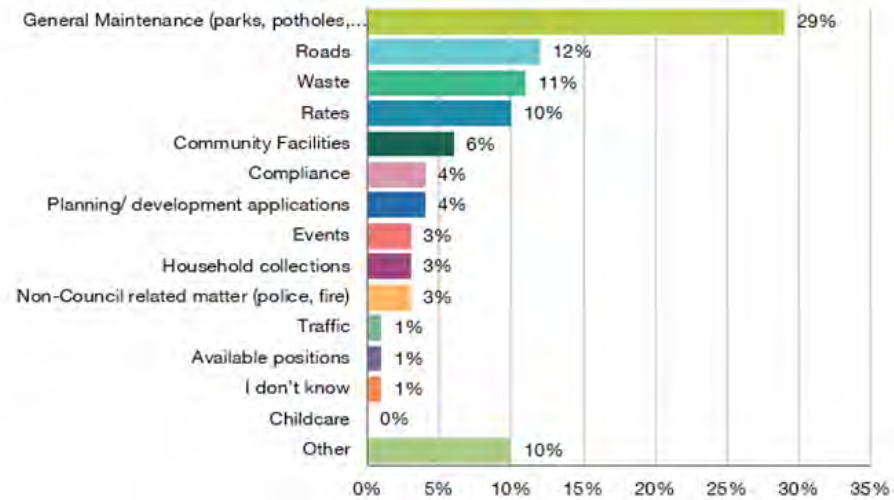
Base: All respondents (n=193)
Q: Have you contacted Dubbo Regional Council in the past 12 months

METHOD OF CONTACT



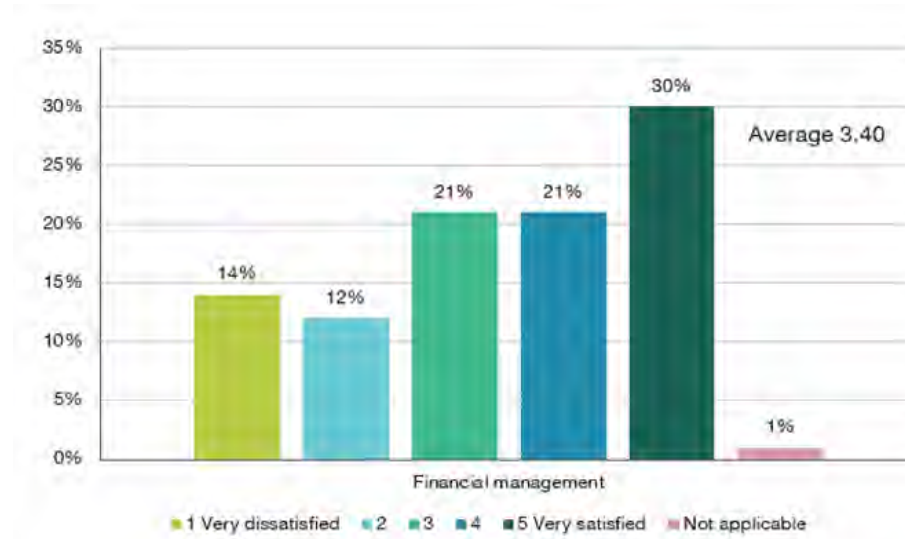
Base: Contacted Council in the past 12 months (n=145)
Q: How did you contact Council

REASON FOR CONTACT



Base: Contacted Council in past 12 months (n=145)
 Q: What was the most recent reason you contacted Council?

OVERALL SATISFACTION WITH CUSTOMER SERVICES



Phone Average = 3.67

Dissatisfied residents (rating of 1 or 2) were asked how Council could have improved their experience
 Base: Contacted Council in past 12 months (n=145)
 Q: On a scale of 1 to 5, how satisfied were you with Council's customer services

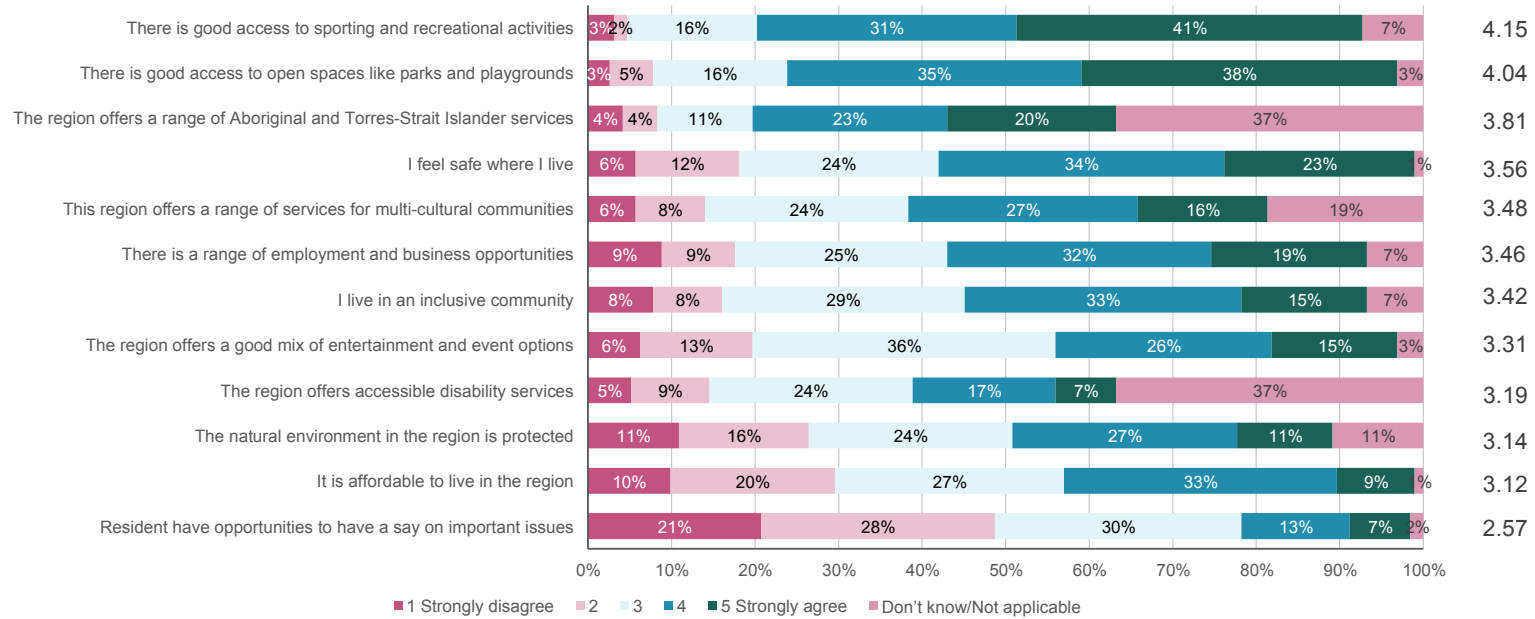


COMMUNITY NEEDS & PRIORITIES

22/04/2022

26

COMMUNITY NEEDS & PRIORITIES MEAN



Base: All respondents (n=193)
 Q: Please rate your agreement with the following statements using a 5-point scale where 1 means "strongly disagree" and 5 means "strongly agree"

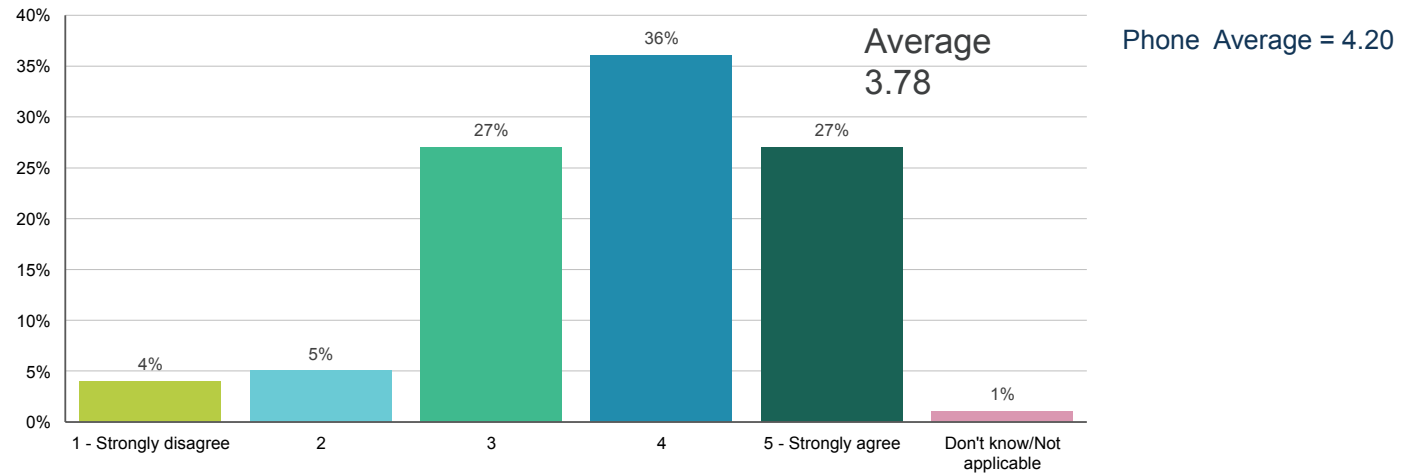
TELEPHONE v ONLINE – mean scores

COMMUNITY NEEDS & PRIORITIES	Telephone	Online
There is good access to open spaces like parks and playgrounds	4.4	4.0
There is good access to sporting and recreational activities	4.2	4.1
The region offers a range of Aboriginal and Torres Strait Islander services	4.0	3.8
I feel safe where I live	3.9	3.6
This region offers a range of services for multi-cultural communities	3.7	3.5
There is a range of employment and business opportunities	3.7	3.5
I live in an inclusive community	3.6	3.4
The region offers a good mix of entertainment and event options	3.6	3.3
The region offers accessible disability services	3.6	3.2
The natural environment in the region is protected	3.6	3.1
It is affordable to live in the region	3.6	3.1
Residents have opportunities to have a say on important issues	3.1	2.6

Base: All respondents (n=193)

Q: Does Council positively promote its activities and achievements?

“OVERALL, I BELIEVE DUBBO REGIONAL COUNCIL IS A GOOD PLACE TO LIVE”

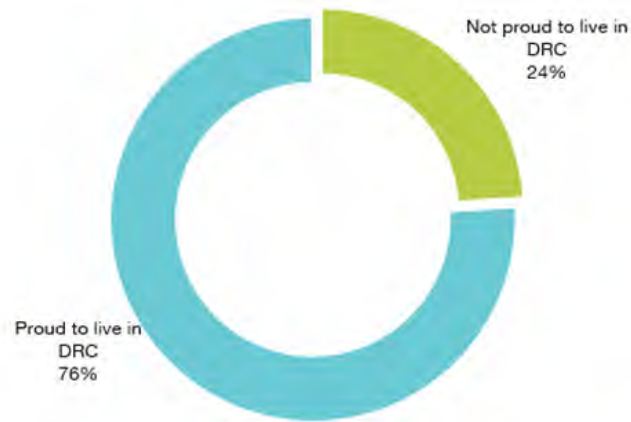


Base: All respondents (n=193)
Q: Please rate your level of agreement with the following statement:

22/04/2022

29

ARE YOU PROUD TO LIVE IN DUBBO REGIONAL COUNCIL



Base: All respondents (n=193)
Q: Are you proud to live in Dubbo Regional Council

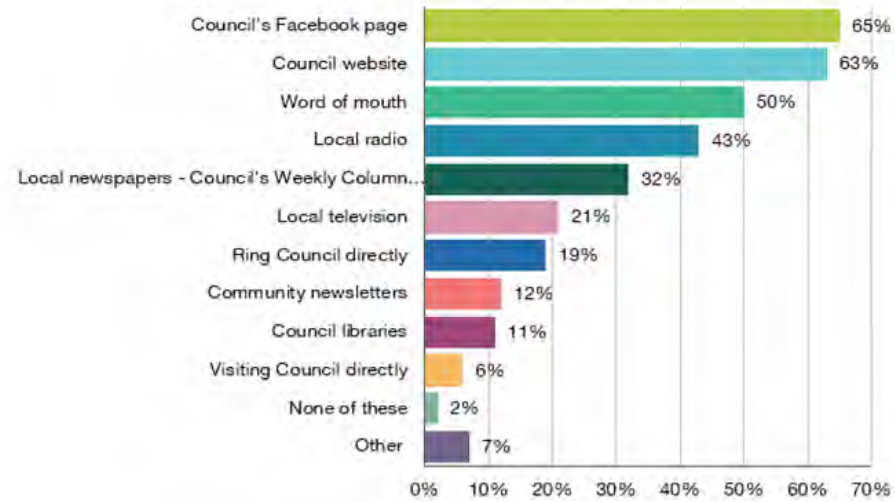


COMMUNICATION

22/04/2022

31

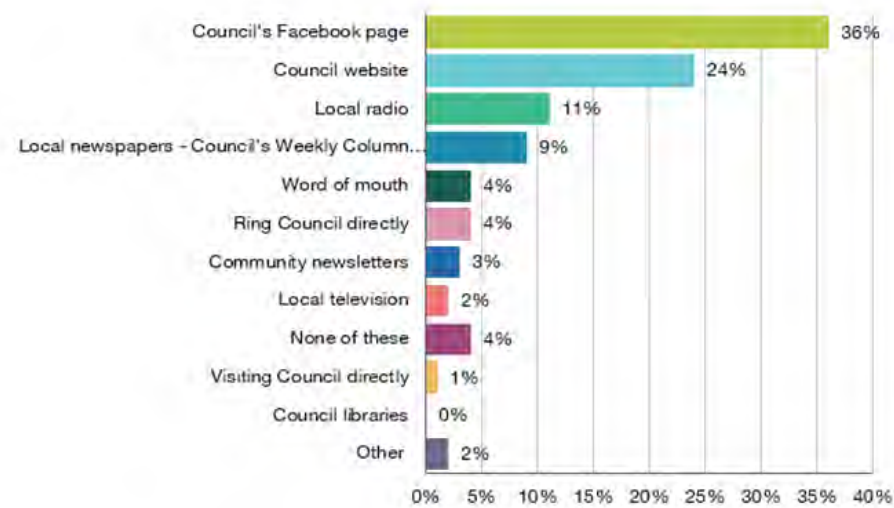
USUAL METHOD OF RECEIVING INFORMATION



Base: All respondents (n=193)

Q: Which of the following sources do you use to receive information or updates on Council's services, events and activities? [Multiple choice]

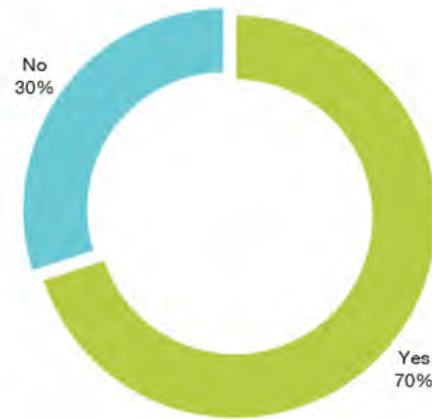
PREFERRED METHODS OF RECEIVING INFORMATION



Base: All respondents (n=193)

Q: Of those sources, which is your most preferred? [Single choice]

POSITIVE PROMOTION OF ACTIVITIES & ACHIEVEMENTS



Base: All respondents (n=193)
Q: Does Council positively promote its activities and achievements?

Contact Details

T +61 (0)2 9212 2900
E research@taverner.com.au
W www.taverner.com.au

Our Offices

Level 2
88 Foveaux Street
Surry Hills, NSW 2010

Unit 1A
30 Industrial Drive
Coffs Harbour, NSW 2450

Suite G.02
Lowden Square
Wollongong NSW 2500





Taverner

RESEARCH GROUP



The
Research
Society

2021-22

Member

PROFESSIONAL - ETHICS



PRIVACY
QUALITY
ETHICS





REPORT: Wellington CBD On-Street Parking Management Status

DIVISION: Infrastructure
REPORT DATE: 10 June 2022
TRIM REFERENCE: ID22/383

EXECUTIVE SUMMARY

Purpose	Addressing Council resolution Strategic Project Update	
Issue	<ul style="list-style-type: none"> This report is provided to summarise the history and status of a previously unfinished staff investigation and consultation with businesses regarding the on-street parking environment in the Wellington CBD. 	
Reasoning	<ul style="list-style-type: none"> Following the amalgamation of Dubbo City Council and Wellington Council, some concerns were raised by Wellington businesses regarding vehicles parking for extended periods adjacent to businesses within the Wellington CBD, restricting customer access. An investigation commenced to assess the on-street parking environment, incorporating a parking inventory, data analysis, development of a draft parking management plan and initial consultation with businesses on the draft plan. Submissions had been received following the consultation period. At that time, inaccurate information was posted on social media that generated negative emotion from broader community members, other than the consulted businesses. Consequently, the investigation did not continue. There is as opportunity to continue with investigation into the Wellington CBD on-street parking environment and proceed to a second phase that would re-establish contact with businesses on the previous developments, requesting further comment, followed by the review and consideration of previous submissions, incorporation of potential changes and previous concerns with long-term parking as considered and prepare a second draft parking management plan for further consultation and feedback. The process would then be continued to a satisfactory level prior to referral to the Local Traffic Committee and Council for consideration. 	
Financial Implications	Budget Area	There are no financial implications arising from this report. This report only seeks Council's consideration to progress with a parking management investigation in Wellington.
Policy Implications	Policy Title	There are no policy implications arising from this report.

STRATEGIC DIRECTION

The 2040 Community Strategic Plan is a vision for the development of the region out to the year 2040. The Plan includes five principle themes and a number of strategies and outcomes. This report is aligned to:

- | | |
|----------------------------|--|
| Theme: | 2 Infrastructure |
| CSP Objective: | 2.2 Our road transportation network is safe, convenient and efficient |
| Delivery Program Strategy: | 2.2.2 Council provides traffic management facilities to enhance the safety and efficiency of the road transport network |
| Theme: | 2 Infrastructure |
| CSP Objective: | 2.2 Our road transportation network is safe, convenient and efficient |
| Delivery Program Strategy: | 2.2.5 Council works collaboratively with government and stakeholders on transport-related issues |
| Theme: | 2 Infrastructure |
| CSP Objective: | 2.2 Our road transportation network is safe, convenient and efficient |
| Delivery Program Strategy: | 2.2.3 Council's road network meets the transport needs of users in terms of traffic capacity, functionality and economic and social connectivity |

RECOMMENDATION

That Council approval be granted to continue with the previously commenced Wellington CBD on-street parking management investigation, taking into consideration:

- a. **The opportunity to transition the groundwork and outcomes of the previous investigation to further progress the project.**
- b. **The potential to address more recent concerns of long-term parking requirements in the Wellington CBD and additional feedback opportunity with further ongoing business consultation.**

Steven Colliver
Director Infrastructure

DV
Senior Traffic Engineer

BACKGROUND

Previous Resolutions of Council

24 February 2022	<ol style="list-style-type: none"><li data-bbox="528 344 1422 495">1. That the Chief Executive Officer provide a staff report outlining the history and status of a previously unfinished staff investigation and consultation with businesses regarding the on-street parking environment in the Wellington CBD.<li data-bbox="528 495 1422 651">2. That the staff report to advise on the opportunities to progress the investigation following more recent and ongoing business concerns with long-term parking adjacent to business premises.<li data-bbox="528 651 1422 721">3. That the staff report be presented back to Council in time for the April 2022 Ordinary Meeting of Council.
------------------	---

REPORT

In 2016, Dubbo City Council and Wellington Council amalgamated and became known as Dubbo Regional Council. The amalgamation subsequently enabled the opportunity over time for the Wellington community to raise and seek consideration of matters with the new Council.

In mid-2017, some concerns had been raised regarding vehicles parking for extended periods adjacent to businesses on the eastern side of Nanima Crescent in the Wellington CBD. Some of these vehicles were reportedly parked for the whole day. Presently, there are no timed parking restrictions in Wellington and as such, no timed parking offences were being committed. However, long-term vehicle parking in the Wellington CBD precinct restricts parking turnover and reduces the availability of close and convenient parking for broader community access to businesses. Time restrictions ensure equity and accessibility to commercial and professional services, and other related facilitates to enhance the overall viability of the CBD. Typically, as an example, Dubbo has variable time restricted parking throughout its CBD to suit short, medium and long-term needs of the community and businesses.

Construction of the Wellington CBD Beautification Project on the western side of Nanima Crescent was being undertaken throughout 2018/2019. This delayed the commencement of an on-street parking investigation as it impacted on parking availability. As a consequence of the raised parking concerns and to fully understand the parking environment in Wellington, Council, following the completion of the beautification project, instigated an investigation in 2019 through to 2020 that included the undertaking of a parking inventory over several full days of the main street (Mitchell Highway) from the Maughan Street intersection north to Gisborne Street to assess parking turnover. Upon completion and analysis, the data revealed that there were variable parking demands along the main street with long-term parking adjacent to active business frontages. It was concluded that the parking accessibility north of Warne Street to Gisborne Street was more than adequate with parking turnover and notable vacant parking spaces. From Warne Street south to Maughan Street, the data revealed the need to consider some timed parking restrictions, predominately along the business

frontages on the eastern side of the Mitchell Highway, as the parking environment adjacent to Cameron Park was more than satisfactory with the exception of the area adjacent to the Council Chambers and Commonwealth Bank.

A concept plan was developed detailing variable parking restrictions between Warne Street and Maughan Street that included 15 minute, one hour and two hour zones, new and upgraded disabled parking spaces, motor cycle parking, loading zones, and the retainment of unrestricted parking areas (a copy of the plan is attached as **Appendix 1**). On 18 June 2020, Council undertook face-to-face consultation with every business between Warne and Maughan Streets, providing a letter outlining the project and process, together with a draft parking management plan for discussion with the request for feedback and comments required by Monday 20 July 2020. Comments were also recorded during the consultation. The letter also advised, and it was further reinforced during the consultation, that if there were any changes to the parking proposal as a consequence of the feedback, further face-to-face consultation would be undertaken. This is a standard process that is applied and allows for total engagement of the stakeholders and achieves, as far as practical, an overall consensus of the proposal prior to the matter being referred to the Local Traffic Committee and Council for consideration. The submission period was extended to the 7 August 2020 due to the time period for vacant property owners and some business owners to respond.

There were 11 submissions received on the draft parking management plan following face-to-face consultation with businesses, landlords or tenants in Nanima Crescent and Percy Street between Warne Street and Maughan Street roundabouts. Only six of these were from persons consulted with, the remaining five are from the general public.

The consultation encompassed:

- 49 properties;
- 30 face-to-face respondents;
- 8 closed businesses, some appear to have reduced opening days;
- 11 vacant properties; and
- 19 letters with attached plan mailed out.

As the report details, there has been significant progress undertaken with the investigation of a proposed Wellington CBD on-street parking plan to determine an appropriate concept and have greater kerbside parking opportunity to access businesses along the Mitchell Highway. The base data, initial draft parking plan development, consultation and feedback has been undertaken, enabling the project to be reinitiated and proceed to the next phase, taking into consideration further parking requirements.

Consultation

- There was no consultation required to be undertaken for the purposes of preparing this report to Council.
- The report details the history and actions taken by staff and the outcomes in dealing with the investigation of the Wellington CBD on-street parking management, requiring Council's consideration to continue or otherwise with the project.

Resourcing Implications

- All consultation and data processing is to be undertaken by staff within the Infrastructure Strategy and Design branch Traffic function.

Next Steps

- Undertake a review of the submissions and feedback from the face to face consultation and further consideration to address longer term parking concerns.
- Incorporate changes as considered to the draft concept On Street Parking Management Plan.
- Proceed to further consultation and feedback with the Nanima Street businesses with information on the status of the investigation and presentation of the second draft parking plan.
- Review further feedback with the process continuing to a satisfactory level prior to referral to the Local Traffic Committee and Council.

APPENDICES:

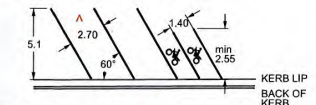
- [1](#) ↓ Nanima Crescent Wellington - Parking Upgrade

NANIMA CRESCENT PARKING UPGRADE WELLINGTON

60 & 30 DEGREE PARKING:
167 ANGLE SPACES, 5 DISABLED SPACES, 14 MOTORBIKE SPACES, 1 SMALL BUS SPACE



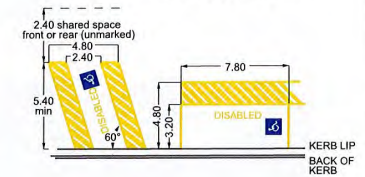
60 DEGREE TYPICAL



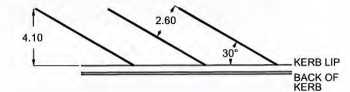
NOTE: PARKS MARKED ▲ ARE 2.6mtr WIDTH NOT 2.7

DISABLED TYPICAL

TO COMPLY WITH LATEST AS 2890.6 2009



30 DEGREE TYPICAL



NOTES

1. ALL WORKS ARE TO BE CARRIED OUT IN ACCORDANCE WITH THE RELEVANT DUBBO REGIONAL COUNCIL AUSPEC #2 CONSTRUCTION.
2. IF REQUIRED A TRAFFIC MANAGEMENT PLAN SHALL BE IMPLEMENTED PRIOR TO THE WORKS COMMENCING AND MAINTAINED THROUGHOUT THE DURATION OF THE WORKS.
3. ALL SURFACES DISTURBED DURING CONSTRUCTION WORKS ARE TO BE REINSTATED TO EXISTING CONDITIONS.

KEY




CONCEPT

SURVEY: RATH, PLAWLOR DATE 21/06/2017 DESIGN: RATH, O'COITTE DATE 18/01/2017 DRAWING: PL, MJ DATE 21/07/2019		FIELD BOOK/SURVEY FILES P:\Customer Design Jobs\Design Files 2017\01\1806 - Wellington CBD Design\Survey Data		PERMANENT MARK: 2303 RL: 293.258 DATUM: AHD & MGASS STATUS: CONCEPT ONLY PRINT DATE: 19/11/2019		DUBBO REGIONAL COUNCIL	DRAWING TITLE: PARKING LAYOUT	JOB: NANIMA CRESCENT PARKING, SIGNS, TREE DESIGN WELLINGTON CBD	SHEET NO. 1 OF 3 SHEETS PLAN NO. TM 7305
APPROVED: _____ DATE _____ MANAGER TECHNICAL SUPPORT		SCALES: NOT TO SCALE ORIGINAL SIZE A1 		DRAWING FILES W:\2017 Technical Support\Design Survey Projects\2017-2019\Wellington CBD 2017\01\1806 - Wellington CBD Design\Survey Data					

NANIMA CRESCENT 60 & 30 DEGREE PARKING UPGRADE WELLINGTON



CONCEPT

SURVEY/C.RATH./PLAWLOR DATE: 01/09/2017 DESIGN/C.RATH./D.COTTEE DATE: 19/01/2017 DRAWING: PL MJ DATE: 01/09/2019 CHECKED: [Signature] DATE: 23/07/2019 SENIOR DESIGN ENGINEER		FIELD BOOK/SURVEY FILES DESIGN FILES DRAWING FILES		SCALES NOT TO SCALE ORIGINAL SIZE A1 0 1 2 3 4 5 6m		PERMANENT MARK: 2303 RL: 293.258 DATUM: AHD & MGSS STATUS: CONCEPT ONLY PRINT DATE: 19/11/2019 DETAILS OF AMENDMENTS 1. 26/10/2019 AM CONCEPT ISSUE 2. 28/07/2019 PL UPDATED 3. 29/10/2019 DV ADDED DIS CARPARKG & RAMPS, SIGNAGE 4.		 DUBBO REGIONAL COUNCIL		DRAWING TITLE: 60 & 30 DEGREE PARKING LAYOUT JOB: NANIMA CRESCENT PARKING, SIGNS, TREE DESIGN WELLINGTON CBD		SHEET NO. 2 OF 3 SHEETS PLAN NO. TM 7305	
---	--	--	--	--	--	--	--	--	--	---	--	--	--



REPORT: 2022 Dubbo Stampede Running Festival - Temporary Road Closure

DIVISION: Infrastructure
REPORT DATE: 14 June 2022
TRIM REFERENCE: ID22/1162

EXECUTIVE SUMMARY

Purpose	Seek endorsement	Fulfil legislated requirement/ compliance
Issue	<ul style="list-style-type: none"> The 2022 Dubbo Stampede Running Festival is to be held on Sunday, 28 August 2022 utilising a section of Obley Road, Tracker Riley Cycleway, and a section of Macquarie Street and the Regand Park Track, between Macquarie Street and Tamworth Street, via the Park's southern access, adjacent to Council's John Gilbert Water Treatment Plant. The Dubbo Stampede proposes temporary road closures of Obley Road, between the Newell Highway and Camp Road intersections, and Tamworth Street, on the western side of South Street, for the purposes of facilitating the 2022 Dubbo Stampede Running Festival. The running event will be undertaken from 6.15 am to 1.00 pm consisting of a marathon (42.2 km), half marathon (21.1 km), 10 km run, 5.3 km run and Wallaby Wheel and 1 km inclusive event. As the event requires temporary closures of roads that will impact local traffic and transport systems, but does not impact major traffic and transport systems, it can be classified as a Class 2 Special Event based on the <i>Guide to Traffic and Transport Management for Special Events</i> and thus it is recommended that this special event be referred to the Local Traffic Committee for consideration. 	
Reasoning	<ul style="list-style-type: none"> The Committee concur with the events as proposed and conditioned by Council and NSW Police. 	
Financial Implications	Budget Area	There are no financial implications as a result of this report. The cost associated with organising the race will be borne by the Dubbo Running Festival.
Policy Implications	Policy Title	There are no policy implications arising from this report.

STRATEGIC DIRECTION

The 2040 Community Strategic Plan is a vision for the development of the region out to the year 2040. The Plan includes five principle themes and a number of strategies and outcomes. This report is aligned to:

Theme: 2 Infrastructure
CSP Objective: 2.2 Our road transportation network is safe, convenient and efficient
Delivery Program Strategy: 2.2.1 Council promotes a high level of road safety to users

Theme: 2 Infrastructure
CSP Objective: 2.2 Our road transportation network is safe, convenient and efficient
Delivery Program Strategy: 2.2.2 Council provides traffic management facilities to enhance the safety and efficiency of the road transport network

Theme: 2 Infrastructure
CSP Objective: 2.2 Our road transportation network is safe, convenient and efficient
Delivery Program Strategy: 2.2.3 Council's road network meets the transport needs of users in terms of traffic capacity, functionality and economic and social connectivity

RECOMMENDATION TO THE LOCAL TRAFFIC COMMITTEE

1. That the application of the Dubbo Running Festival Committee Incorporated be approved for the undertaking of the Dubbo Stampede Running Event on Sunday 28 August 2022, between 6.15 am and 1.00 pm, on condition of the NSW Police, Transport for NSW (TfNSW) and subject to the following conditions of Dubbo Regional Council:
 - a. A temporary road closure will be implemented between 6.15 am and 10.15 am on Obley Road, commencing on the southern side of Taronga Western Plains Zoo access south of the intersection on Camp Road, including the implementation of a Traffic Control Plan and detour via the Newell Highway and Camp Road intersection. 'Zoo Local Traffic' access only will be available at the intersection of the Newell Highway and Obley Road.
 - b. That temporary road closures be implemented between 6.15 am and 12.00 noon in Tamworth Street, west of the intersection of South Street, to its conclusion and changed traffic conditions for Macquarie Street between 6.15 am and 10.15 am and Huckel Street between 7.00 am and 11.45 am.
 - c. The submissions of a Traffic Management Plan (TMP) and Traffic Control Plan (TCP) for Council approval in accordance with Australian Standard 1742.3 and TfNSW's Guide to Traffic Control at Worksites, prepared by an accredited person.

- Council's TCP TM7052 is to be implemented for the event.
- d. The concurrence of TfNSW, Special Events and Operational Planning - Transport Management Centre for the implementation of event and detour of Obley Road signage on the Newell Highway.
 - e. Traffic controllers and trained course marshals are to be provided at all road closure points, and other locations as identified in the Event Management Plan, with restricted access only to emergency and authorised vehicles. All traffic controllers are to be specifically authorised for the event with current TfNSW certification.
 - f. Council's Executive Manager Governance and Internal Control must sight a copy of the current Public Liability Insurance Policy, for a minimum amount of \$20 million, on which Dubbo Regional Council, TfNSW and NSW Police are specifically noted to be indemnified against any action resulting from the event.
 - g. The applicant is responsible for the provision of all traffic control required for the event in accordance with the TCP.
 - h. The applicant is responsible for all costs associated with the placement of a public notification and advice to the residents within the closed and affected roads, prior to the event advising of the 2022 Dubbo Stampede Running Festival.
 - i. All traffic advisory signs to be placed in accordance with the approved TCP and the Traffic and Event Management Plan.
 - j. The NSW Police consent and conditions for the running of the event as considered necessary.
 - k. The applicant is to provide Council with a signed and dated copy of the Traffic and Event Management Plan.
 - l. The applicant to submit to Council all the appropriate documentation required, accepting the above terms and conditions, before final approval will be granted.
 - m. All costs associated with implementing these event conditions are to be met by the event organiser.
 - n. That in the event of the Tamworth Street footbridge being closed due to flooding; the 'Contingency Plan' as detailed in the Event and Traffic Management Plan shall be invoked requiring the closure of Tamworth and South streets, and the use of Huckel Street in accordance with Appendices 7, 8 and 9 of the TMP and the TCP TM7052 (Appendix 1 - Sheet 2).

LOCAL TRAFFIC COMMITTEE CONSIDERATION

This matter was considered by the Local Traffic Committee at its meeting held on Monday, 6 June 2022. The Committee had unanimous support in the adoption of the recommendation.

RECOMMENDATION

1. **That the application of the Dubbo Running Festival Committee Incorporated be approved for the undertaking of the Dubbo Stampede Running Event on Sunday 28 August 2022, between 6.15 am and 1.00 pm, on condition of the NSW Police, Transport for NSW (TfNSW) and subject to the following conditions of Dubbo Regional Council:**

- a. A temporary road closure will be implemented between 6.15 am and 10.15 am on Obley Road, commencing on the southern side of Taronga Western Plains Zoo access south of the intersection on Camp Road, including the implementation of a Traffic Control Plan and detour via the Newell Highway and Camp Road intersection. 'Zoo Local Traffic' access only will be available at the intersection of the Newell Highway and Obley Road.
- b. That temporary road closures be implemented between 6.15 am and 12.00 noon in Tamworth Street, west of the intersection of South Street, to its conclusion and changed traffic conditions for Macquarie Street between 6.15 am and 10.15 am and Huckel Street between 7.00 am and 11.45 am.
- c. The submissions of a Traffic Management Plan (TMP) and Traffic Control Plan (TCP) for Council approval in accordance with Australian Standard 1742.3 and TfNSW's Guide to Traffic Control at Worksites, prepared by an accredited person. Council's TCP TM7052 is to be implemented for the event.
- d. The concurrence of TfNSW, Special Events and Operational Planning - Transport Management Centre for the implementation of event and detour of Obley Road signage on the Newell Highway.
- e. Traffic controllers and trained course marshals are to be provided at all road closure points, and other locations as identified in the Event Management Plan, with restricted access only to emergency and authorised vehicles. All traffic controllers are to be specifically authorised for the event with current TfNSW certification.
- f. Council's Executive Manager Governance and Internal Control must sight a copy of the current Public Liability Insurance Policy, for a minimum amount of \$20 million, on which Dubbo Regional Council, TfNSW and NSW Police are specifically noted to be indemnified against any action resulting from the event.
- g. The applicant is responsible for the provision of all traffic control required for the event in accordance with the TCP.
- h. The applicant is responsible for all costs associated with the placement of a public notification and advice to the residents within the closed and affected roads, prior to the event advising of the 2022 Dubbo Stampede Running Festival.
- i. All traffic advisory signs to be placed in accordance with the approved TCP and the Traffic and Event Management Plan.
- j. The NSW Police consent and conditions for the running of the event as considered necessary.
- k. The applicant is to provide Council with a signed and dated copy of the Traffic and Event Management Plan.
- l. The applicant to submit to Council all the appropriate documentation required, accepting the above terms and conditions, before final approval will be granted.
- m. All costs associated with implementing these event conditions are to be met by the event organiser.
- n. That in the event of the Tamworth Street footbridge being closed due to flooding; the 'Contingency Plan' as detailed in the Event and Traffic Management Plan shall be invoked requiring the closure of Tamworth and South streets, and the use of Huckel Street in accordance with Appendices 7, 8 and 9 of the TMP and the TCP TM7052 (Appendix 1 - Sheet 2).

Steven Colliver
Director Infrastructure

RQ
Safe Roads Engineer

BACKGROUND

Council has received an Event Application (**Appendix 2**) from the Dubbo Running Festival Committee Incorporated seeking Council approval to conduct the Dubbo Stampede Running Festival that incorporates temporary road closures on several urban and rural roads. The 2022 Dubbo Stampede will include the Regand Park Track, consequently Macquarie Street will only be partially used, and Tamworth and South streets will not need to be fully closed. However, in the event that the Tamworth Street footbridge is closed due to flooding, a 'Contingency Plan' has been developed that will revert back to the original course along Macquarie Street from Margaret Crescent, including Huckel to Tamworth and South streets, continuing north along the Tracker Riley Cycleway back to the Zoo.

The event organisers have undertaken to ensure that all risks have been addressed to provide the optimum road safety environment for competitors and the general public (refer to Risk Management Plan at **Appendix 3**).

REPORT

Consultation

- Local Traffic Committee, including representatives from NSW Police, the Local State Member of Parliament, Transport for NSW and Council will review and discuss all matters put to the Committee.

Resourcing Implications

- The Dubbo Running Festival will bear the costs associated with organising the races. There are no resource implications for Council in relation to this event.

Event Description/Traffic Management Plan and Traffic Control Plan

The 2022 Dubbo Stampede Running Festival is proposed for Sunday, 28 August 2022, between the hours of 6.15 am to 1.00 pm that involves five separate events:

- 1 km
- 5.5 km run
- 10 km run
- Half marathon - 21.1 km
- Full marathon - 42.2 km.

The start and finish of the five separate races will be within the Taronga Western Plains Zoo. The Zoo will accommodate the event parking onsite, and on Zoo land on the northern side of Obley Road, east of the Newell Highway intersection. Maps of each run route can be viewed in **Appendix 4**.

1 km

From the start point 1 km from the finish line, entrants run in a clockwise direction through/around the Zoo to the finish line opposite the public play area.

5.5 km Run

This run is undertaken wholly within the Zoo incorporating a single lap of the internal loop road, in a clockwise direction around the Zoo.

10 km Run

This event commences in the Zoo, continues northbound within the Zoo to Obley Road, then south to the 10 km turnaround point towards Camp Road and return to the Zoo entrance and follows the internal 5.5 km route to the start/finish point within the Zoo.

21.1 km Half Marathon

The half marathon follows the same route as the 10 km run, however on the return leg, (northbound from Camp Road) runners will proceed east to the Dundullimal turnoff and the Tracker Riley Cycleway to Macquarie Street. Runners will then join Macquarie Street (north of Huckel Street and the John Gilbert Water Treatment Plant); turn left into the Regand Park Track to Tamworth Street; continue across Tamworth Street to connect with the off-road Tracker Riley Cycleway along the eastern side of the River corridor, west over the Serisier Bridge, continuing south on the Tracker Riley Cycleway (along the River corridor) to Obley Road to the Zoo's main entrance; and follow the internal 5.5 km route concluding at the start/finish point within the Zoo.

42.2 km Full Marathon

The full marathon follows the initial route as the 10 km and half marathon. However, in the Obley Road section runners will return northbound past the Dundullimal turnoff to the Council Weir road turnoff, then return southbound on the cycleway to the Dundullimal turnoff, and follow the cycleway across Shibble's Bridge to Macquarie Street. Runners will then continue north on the course and complete the first loop of the River circuit to Serisier Bridge and return to the Zoo, then continue on the shortened second loop. This time the runners will turn left at the bottom of Tamworth Street; cross the Yabang Gee Footbridge and then turn left at the 'Y' junction; and follow the running track southbound along the western side of the River back to the Zoo for the last time, to then complete an internal shortened Zoo loop back to the finish line.

Race Start Times

Marathon	7.00 am cut off time 1.00 pm
Half Marathon	7.45 am cut off time 11.45 am
10 km	8.15 am cut off time 10.15 am
5.3 km	7.30 am cut off time 9.00 am
1 km	7.28 am cut off time 8.00 am

Road Closures

Temporary road closures and appropriate traffic control will be required to provide optimum safety for competitors, spectators, officials and the general public throughout the course (**Appendix 4** provides details for each closure).

Temporary Road Closures

1. It is proposed to temporarily close Obley Road between 6.15 am and 10.15 am, commencing on the northern side of the pedestrian refuge (centre of the Zoo entrance) on Obley Road, south to the intersection of Camp Road. Obley Road will be opened to traffic at 10.15 am. The half marathon cut off is 11.45 am and 1.00 pm for the full marathon. It is expected that there will be a minimal number of runners who may still be on the course who are required to cross Obley Road at the existing pedestrian refuge and give way to traffic. Marshals will be assisting to reinforce the requirements.

Obley Road from the Newell Highway south to the Zoo entrance will be designated for 'Zoo Local Traffic Only' to facilitate traffic to the Zoo for the event and subsequent visitors to the Zoo following the 9.00 am opening time. Closure of Obley Road will require a detour via the Newell Highway and Camp Road. There are two private access points along the Obley Road closure, being to a separate Zoo property and at Dundullimal. The organisers will again consult with Dundullimal Homestead regarding the event. Enquiries have been made with TfNSW and NSW Police with respect to the closure of Obley Road and detour via Camp Road. No concerns have been raised subject to the implementation of an approved TCP. Obley Road is a B-double route to the intersection of Benolong Road. TfNSW have raised no concerns with a temporary B-double route along Camp Road between the Newell Highway and Obley Road. Accredited traffic controllers and trained course marshals will be stationed at all road closure points and along the course.

2. The 21.1 km half and 42.2 km full marathon course will utilise the western side of Macquarie Street between Margaret Crescent and the Regand Park Track access. Runners will compete in an anti-clockwise direction along the 2 m wide on road cycleway, and adjacent parking lane that will be delineated by traffic cones along the traffic lane edge line. Temporary warning signs will be strategically placed at intervals along Macquarie Street advising motorists of the 'Running Race in Progress'.

The flood contingency course for the Tamworth Street Footbridge closure will utilise Macquarie Street between Margaret Crescent and Tamworth Street.

3. Huckel Street will only be used in the event that the Flood Contingency Plan is implemented with runners proceeding to its conclusion and return to Macquarie Street as part of the half and full marathon. Local resident access would be permitted under traffic control conditions. Huckel Street is a 'No Through' road accessing several properties. Runners will utilise the left-hand side of the carriageway with a turn-around at its southern end.
4. Tamworth Street, west of South Street, is to be temporarily closed between 6.15 am and 12.00 pm to allow runners to exit the new Regand Park Track and continue northbound across Tamworth Street and join the existing Tracker Riley Cycleway.

In the event of implementing the 'Flood Contingency Course' Tamworth Street (western end) will be temporarily closed between 6.15 am and 12.00 pm, west from the

intersection of Macquarie Street to its conclusion and South Street (south of Bligh Street) to the intersection of Tamworth Street, to permit the uninhibited movement of runners to transition from the public road system to the off road Tracker Riley Cycleway in a northerly direction along the eastern side of the Macquarie River corridor. There are two property access points in Tamworth Street and resident access will be available under traffic control conditions if required. There is no considered traffic impact on the competitors.

The event organiser will undertake a letterbox drop along Macquarie Street, some two weeks in advance of the event date to advise of the course and runners utilising the western side of the Macquarie Street carriageway and associated traffic management within Macquarie Street, Huckel Street, Regand Park Boulevard and Tamworth Street.

5. An additional off-road parking area will be established on Zoo property, on the northern side of Obley Road east of the Newell Highway that can accommodate approximately 400 vehicles. Vehicles will be directed to the area at the start of the half marathon at 7.45 am and the 10 km event at 8.15 am and be controlled by traffic controllers.

Options Considered

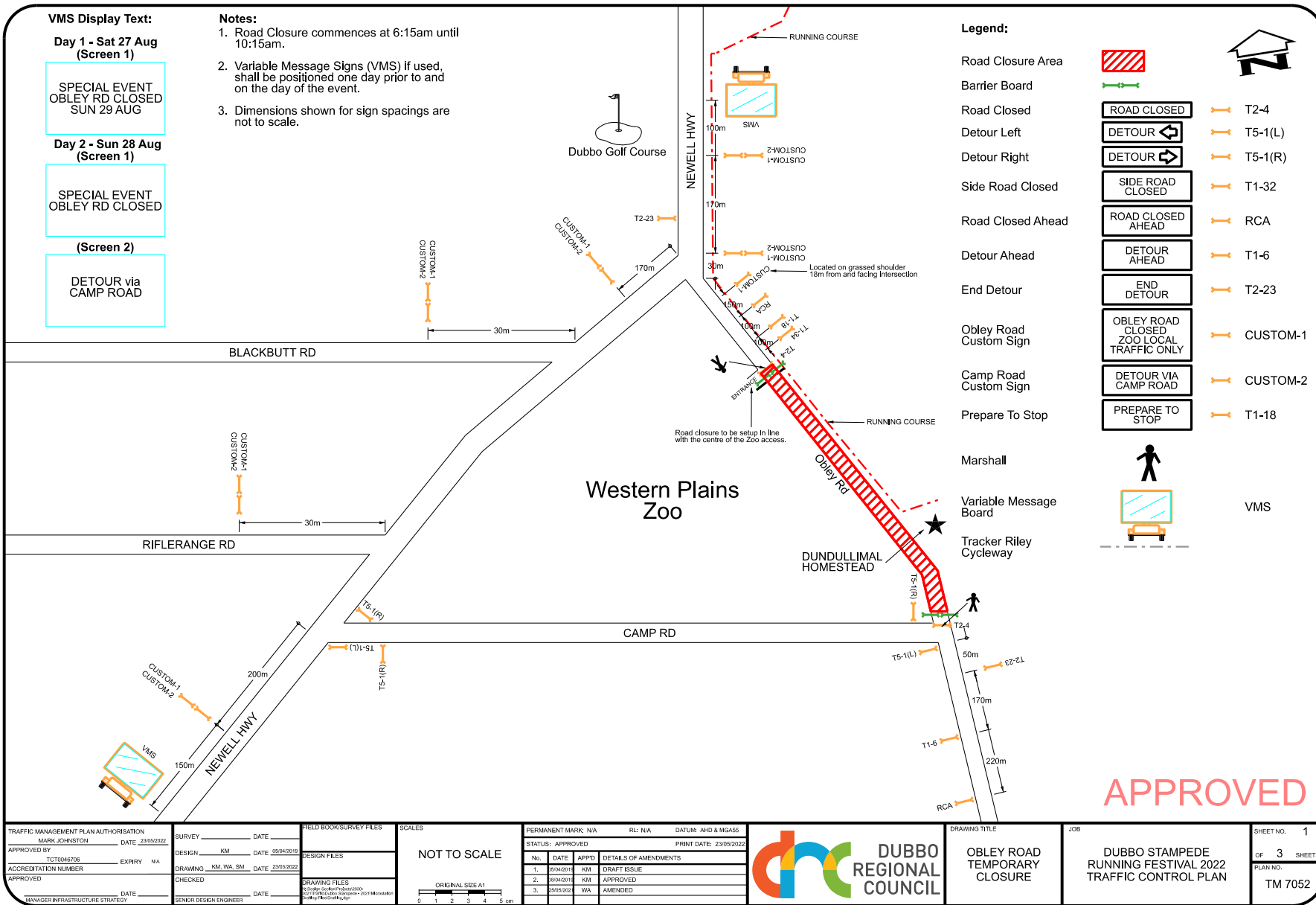
- Option 1:
Not approve this application. This annual event is organised for the wellbeing of the Dubbo community. If this application is not approved then the interest of the community will not be adhered to, depriving Dubbo of an event that gives an opportunity to enhance unity, bonding, mental and physical wellbeing, and will deprive Dubbo from local and regional tourism.
- Option 2:
Approve this application. The Dubbo Running Festival has been organising this annual race for several years and therefore, in the interest of the Dubbo community, it is recommended to approve the event because as stated previously, it gives the Dubbo community an opportunity to enhance their unity, bonding, mental and physical wellbeing, and also promotes local and regional tourism.

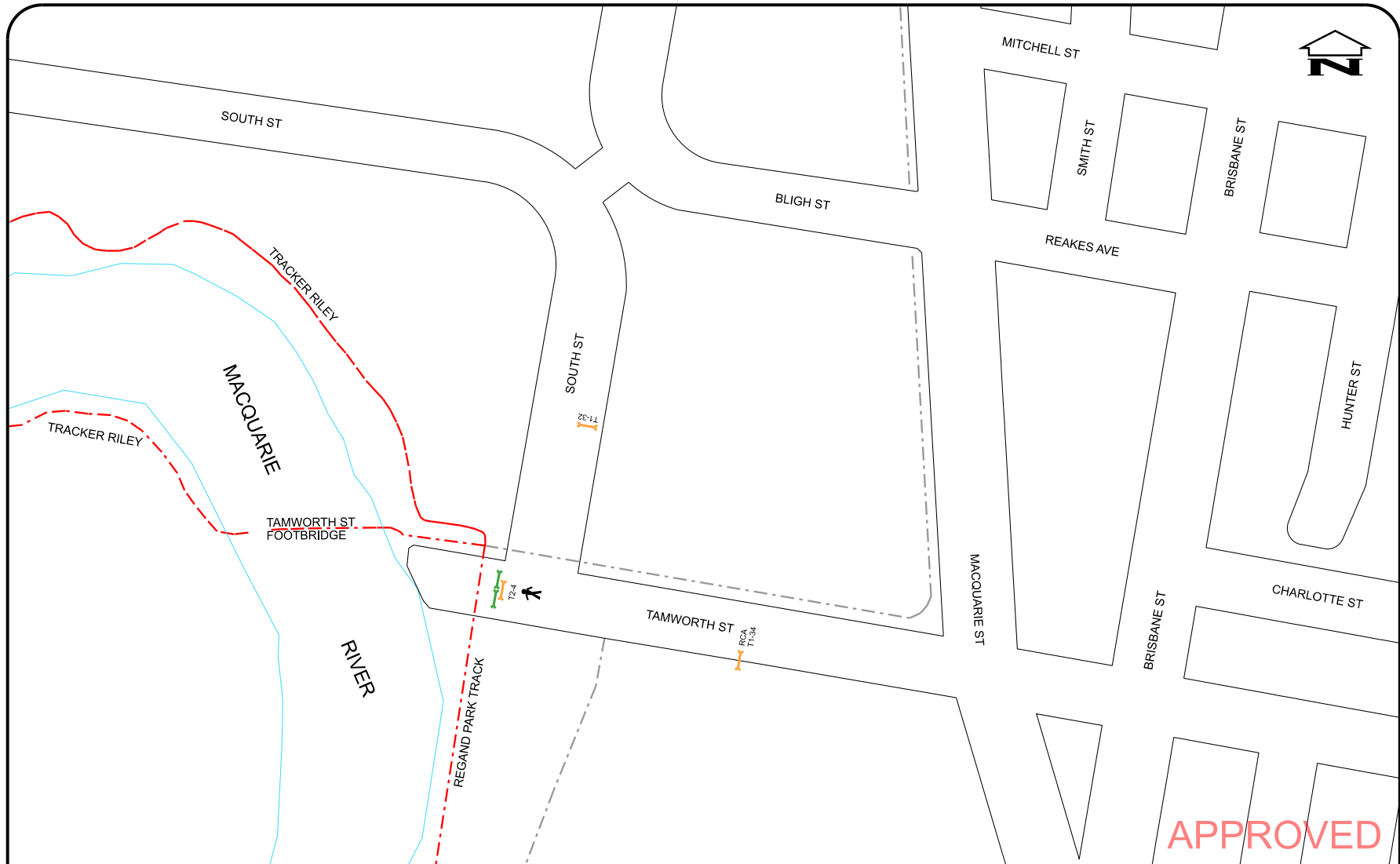
Preferred Option

- Option 2:
It is recommended that approval be granted to the Dubbo Running Festival to conduct the 2022 Dubbo Stampede Running Festival on the nominated roads in Dubbo in accordance with the Event and Traffic Management Plan as conditioned by the NSW Police and Council.


APPENDICES:

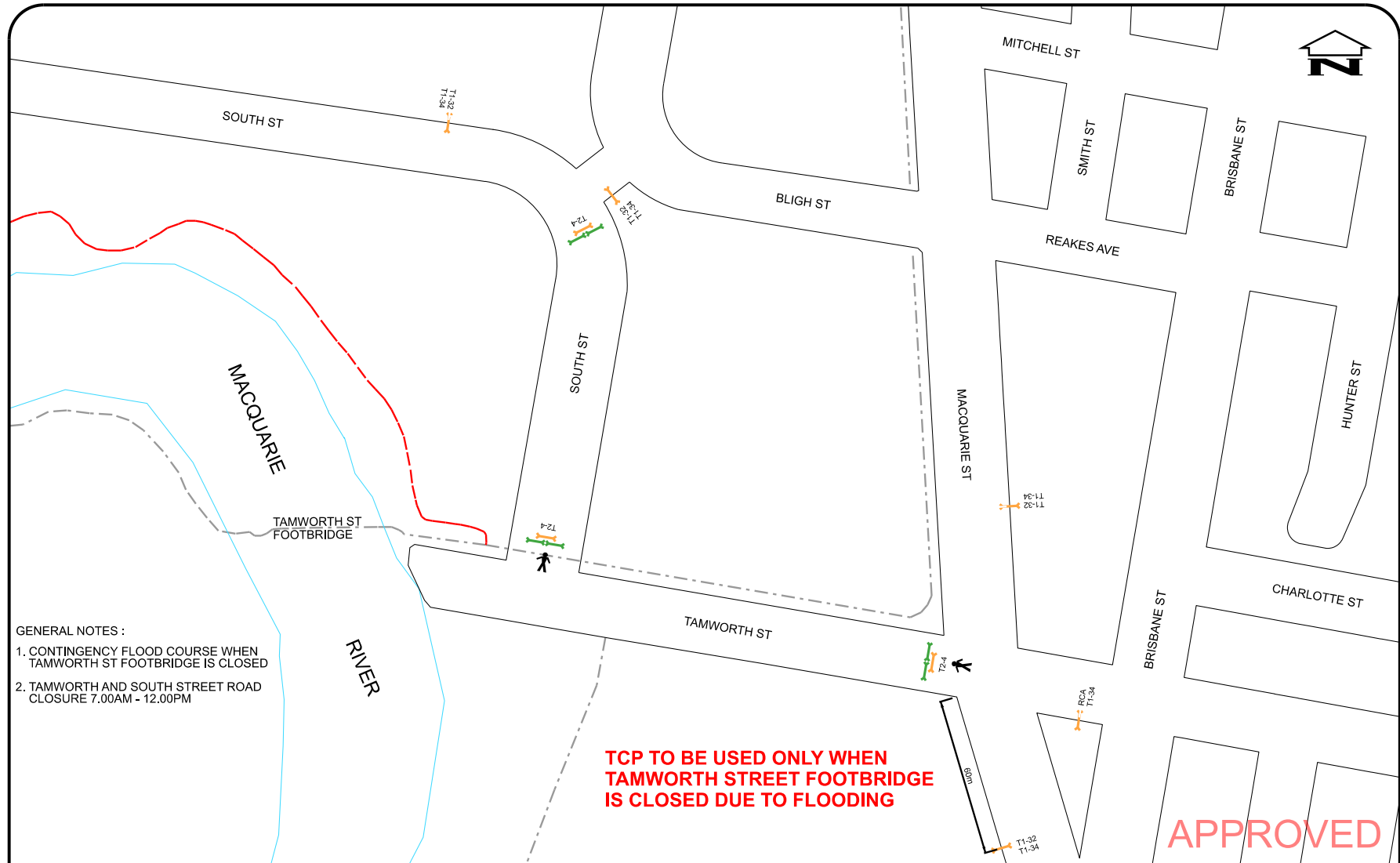
- 1 [↓](#) 2022 Dubbo Stampede - Traffic Control Plan
- 2 [↓](#) 2022 Dubbo Stampede - Major Events Application - 28 August
- 3 [↓](#) 2022 Dubbo Stampede - Risk Management Plan - 28 August
- 4 [↓](#) 2022 Dubbo Stampede - Traffic and Event Management Plan - 28 August





APPROVED

TRAFFIC MANAGEMENT PLAN AUTHORITY MARK JOHNSTON DATE 23/05/2022 APPROVED BY TCT046706 ACCREDITATION NUMBER APPROVED DATE MANAGER INFRASTRUCTURE STRATEGY		SURVEY DATE DESIGN KM DATE 05/04/2021 DRAWING KM, WA, SM DATE 23/05/2022 CHECKED SENIOR DESIGN ENGINEER		FIELD BOOK/SURVEY FILES DESIGN FILES DRAWING FILES 23/05/2022 10:00:00 23/05/2022 10:00:00 23/05/2022 10:00:00		SCALES NOT TO SCALE ORIGINAL SIZE A1 0 1 2 3 4 5 cm		PERMANENT MARK: NA RL: N/A DATUM: AHD & MGASD STATUS: APPROVED PRINT DATE: 23/05/2022 <table border="1"> <thead> <tr> <th>No.</th> <th>DATE</th> <th>APPD</th> <th>DETAILS OF AMENDMENTS</th> </tr> </thead> <tbody> <tr> <td>1.</td> <td>23/05/2021</td> <td>KM</td> <td>DRAWN/TISSUE</td> </tr> <tr> <td>2.</td> <td>23/05/2021</td> <td>KM</td> <td>APPROVED</td> </tr> <tr> <td>3.</td> <td>23/05/2022</td> <td>WA</td> <td>AMENDED</td> </tr> </tbody> </table>		No.	DATE	APPD	DETAILS OF AMENDMENTS	1.	23/05/2021	KM	DRAWN/TISSUE	2.	23/05/2021	KM	APPROVED	3.	23/05/2022	WA	AMENDED	 DUBBO REGIONAL COUNCIL		DRAWING TITLE LOWER TAMWORTH STREET TEMPORARY CLOSURE		JOB DUBBO STAMPEDE RUNNING FESTIVAL 2022 TRAFFIC CONTROL PLAN		SHEET NO. 2 OF 3 SHEETS PLAN NO. TM 7052	
No.	DATE	APPD	DETAILS OF AMENDMENTS																														
1.	23/05/2021	KM	DRAWN/TISSUE																														
2.	23/05/2021	KM	APPROVED																														
3.	23/05/2022	WA	AMENDED																														



GENERAL NOTES :

1. CONTINGENCY FLOOD COURSE WHEN TAMWORTH ST FOOTBRIDGE IS CLOSED
2. TAMWORTH AND SOUTH STREET ROAD CLOSURE 7.00AM - 12.00PM

TCP TO BE USED ONLY WHEN TAMWORTH STREET FOOTBRIDGE IS CLOSED DUE TO FLOODING

APPROVED

TRAFFIC MANAGEMENT PLAN AUTHORIZATION MARK JOHNSTON DATE 23/05/2022	SURVEY _____ DATE _____
APPROVED BY _____ TCT046706	DESIGN _____ KM DATE 05/04/2022
ACCREDITATION NUMBER _____	DRAWING _____ KM, WA, SM DATE 23/05/2022
APPROVED _____ DATE _____	CHECKED _____ DATE _____
MANAGER INFRASTRUCTURE STRATEGY	SENIOR DESIGN ENGINEER

FIELD BOOKS/SURVEY FILES
DESIGN FILES
DRAWING FILES

SCALES
NOT TO SCALE
ORIGINAL SIZE A1
0 1 2 3 4 5 cm

PERMANENT MARK: NA	RL: N/A	DATUM: AHD & MGAS5	
STATUS: APPROVED	PRINT DATE: 23/05/2022		
No.	DATE	APPD	DETAILS OF AMENDMENTS
1.	20/02/2022	KM	DRAWN/ISSUE
2.	20/02/2022	KM	APPROVED
3.	20/05/2022	WA	AMENDED

DUBBO REGIONAL COUNCIL	
------------------------	--

DRAWING TITLE	
TAMWORTH AND SOUTH STREET TEMPORARY CLOSURE WHEN BRIDGE FLOODED	

JOB
DUBBO STAMPEDE RUNNING FESTIVAL 2022 TRAFFIC CONTROL PLAN

SHEET NO. 3
OF 3 SHEETS
PLAN NO. TM 7052

2021 / 2022**Major Event Application Form 2021****Application 00010 From Joshua Gibbs**

Form Submitted 31 Mar 2022, 9:30pm AEDT

MAJOR EVENT APPLICATION FORM*** indicates a required field**

Please complete this form if you intend to:

1. conduct a public event on a Council park, reserve, road or footpath (or part thereof):
OR

2. conduct a public event on a Council sporting facility which is expected to attract 500 or more spectators.

Applications must be submitted via Smarty Grants. Council will not accept hand written or emailed applications.

IMPORTANT

During COVID-19 Council will not assess any applications for event activity without the provision of:

- A risk management plan incorporating actions related to any conditions or restrictions set by NSW Health.
- A Covid Safety Plan (if applicable).
- Certificate of Currency for \$20M Public Liability and \$20M Product Liability if applicable.

Before completing this form please refer to the NSW Government Event Starter Guide

<https://www.dpc.nsw.gov.au/tools-and-resources/event-starter-guide/>**VENUE DETAILS**

Please indicate below the venue you wish to book for your event.

BOOKING FORM A : Park, Reserve, Road or Footpath. ::: |PLEASE NOTE| ::: your booking is not confirmed until Council has been provided with all documentation and an assessment is made of your application. Link to booking form below.

Filename: Booking Form Dubbo Stampede.pdf

File size: 469.0 kB

Link to Booking Form A <https://www.dubbo.nsw.gov.au/Visitors-Events/Events-Hub/event-organisers-to-olbox>**BOOKING FORM B: Sporting facility ::: |PLEASE NOTE| ::: your booking is not confirmed until Council has been provided with all documentation and an assessment is made of your application. Link to booking form below.***No files have been uploaded*Link to Booking Form B <https://www.dubbo.nsw.gov.au/Visitors-Events/Events-Hub/event-organisers-to-olbox>**BILLING DETAILS****Name ***

Mr Joshua Gibbs

Organisation *

2021 / 2022
Major Event Application Form 2021
Application 00010 From Joshua Gibbs
 Form Submitted 31 Mar 2022, 9:30pm AEDT

Dubbo Stampede

If your Organisation is not-for-profit or a charity, please upload your Certificate of Incorporation or Charity Certificate. Failure to provide documentation will result in full venue hire fees being charged.
No files have been uploaded

Position *
 Logistics

Address *
 Obley Rd
 Dubbo NSW 2830 Australia
 Address Line 1, Suburb/Town, State/Province, and Postcode are required.

Email *
contact@dubbostampede.com.au
 Must be an email address.

Mobile Phone Number *
 0400 087 994
 Must be an Australian phone number.
 Please enter mobile XXXX XXX XXX

Website
 Must be a URL.

ABN

Information from the Australian Business Register	
ABN	
Entity name	
ABN status	
Entity type	
Goods & Services Tax (GST)	
DGR Endorsed	
ATO Charity Type	
ACNC Registration	No
Tax Concessions	
Main business location	

Must be an ABN.

EVENT DETAILS

*** indicates a required field**

2021 / 2022
Major Event Application Form 2021
Application 00010 From Joshua Gibbs
 Form Submitted 31 Mar 2022, 9:30pm AEDT

Event Owner *	Dubbo Running Festival Inc
Name of Event *	Dubbo Stampede
Brief Description - 30 words *	Annual Running Festival Must be no more than 30 words.
Venue *	Dubbo Western Plains Taronga Zoo
Start Date *	28/08/2022
Finish Date *	28/08/2022
Start time *	6.00 Must be a number. Please enter as X.XX
Finish time *	13.00 Must be a number. Please enter as X.XX
Type of event *	<input type="radio"/> Live Music Event <input checked="" type="radio"/> Sporting Event <input type="radio"/> Food and Beverage Event <input type="radio"/> Community Event <input type="radio"/> Agricultural Event <input type="radio"/> Festival or Fair <input type="radio"/> Motor car or bike rally
Please provide aims and objectives of your event *	To provide a fun and inclusive running Festival for all levels of fitness. Distances including, 1km, 5km, 10km, Half Marathon & Full Marathon Must be no more than 200 words. Limit 200 words
How many years has this event been held *	11 Must be a number. Please include the year in which you are applying to hold your event.
How many people attended your event last year? *	0 Must be a number.

EVENT PLANNING DOCUMENTATION

*** indicates a required field**

2021 / 2022**Major Event Application Form 2021****Application 00010 From Joshua Gibbs**

Form Submitted 31 Mar 2022, 9:30pm AEDT

Please outline what plans will be in place to support your event *

- Risk Management Plan
- COVID-19 Safety Checklist
- Emergency Management Plan
- Waste Management Plan
- Accessibility Plan
- Production Plan

Please upload your Risk Management Plan *

Filename: Risk Management Plan - 2022.docx.pdf

File size: 81.9 kB

If your event is being held during a Public Health Order you must include in your Risk Management Plan key actions you will be taking to mitigate risk of covid transmission including confirmation that you have registered your event with Service NSW and received a QR code that will be used to register attendees.

Please upload your Certificate of Currency for \$20M Public Liability Insurance (and \$20M Product Liability Insurance if applicable) *

Filename: Dubbo Stampede Public Liability CoC 2021.pdf

File size: 203.9 kB

If you do not have a current certificate, please upload a letter from your insurance agent indicating that you intend to arrange appropriate insurance cover.

If you are staging your event on a road, or there is likelihood that the event will have an impact on the road network, you must complete a Special Event Transport Management Plan required by Transport for NSW. ::: | IMPORTANT | ::: Council will not process your application if not accompanied by this form. (link to form below)

Filename: TMP Working 2022 Stampede.docx.pdf

File size: 7.9 MB

Link to Special Event Transport Management Plan template: <https://www.dubbo.nsw.gov.au/Visitors-Events/Events-Hub/event-organisers-toolbox>

BENEFITS TO THE DUBBO REGION*** indicates a required field****VISITATION DATA**

The following data will enable Council to measure the economic impact of this event.

Estimate NUMBER OF PEOPLE STAYING OVERNIGHT to participate or attend your event *

100
Must be a number.
OVERNIGHT VISITATION

2021 / 2022**Major Event Application Form 2021****Application 00010 From Joshua Gibbs**

Form Submitted 31 Mar 2022, 9:30pm AEDT

Estimate NUMBER OF NIGHTS visitors will spend in the Dubbo Region *	2 Must be a number. NO OF NIGHTS
Estimate number of people travelling to the Dubbo Region to participate or attend your event (BUT NOT STAYING OVERNIGHT) *	500 Must be a number. DAY TRIPPERS
Estimate NUMBER OF RESIDENTS participating or attending your event *	2000 Must be a number. LOCAL RESIDENTS
TOTAL PARTICIPATION *	2600 This number/amount is calculated. Overnight + day trippers + locals
TOTAL VISITOR NIGHTS *	200 This number/amount is calculated. Overnight stay x no of nights

APPLICATION CHECKLIST*** indicates a required field**

Have you attached the following documentation ::: | IMPORTANT | ::: Council is unable to process your application until such time as the following documentation is received: *

- Certificate of Currency \$20M Public Liability Insurance (and \$20M Product Liability Insurance if applicable)
- Risk Management Plan outlining key actions under your COVID-19 Safety Checklist

If your event is being held on a road, or your event has the potential to impact the road network, have you completed a Special Event Application required by Transport for NSW | IMPORTANT | if your answer is 'yes' Council is unable to process your application until this form has been submitted as part of this application. *

- Yes No
- ::: SEE BELOW :::

Please indicate if the following elements will be included in your event. IMPORTANT: Please refer to further information below (as appropriate).

Will there be food served at your event *

- Yes No

2021 / 2022
Major Event Application Form 2021
Application 00010 From Joshua Gibbs
Form Submitted 31 Mar 2022, 9:30pm AEDT

::: SEE BELOW :::

Will you have food vans or vendors at your event? *

Yes No

If yes, Council will need a list of vendors prior to the event occurring. <https://www.dubbo.nsw.gov.au/Visitors-Events/Events-Hub/event-organisers-toolbox>

If yes, you must provide a list of food vendors at least 2 weeks prior to your event

No files have been uploaded

::: SEE BELOW :::

Will alcohol be served at your event? *

Yes No

::: SEE BELOW :::

Will there be mechanical amusement rides at your event? *

Yes No

::: SEE BELOW :::

Will there be amplified sound at your event? *

Yes No

::: SEE BELOW :::

Will there be fireworks at your event? *

Yes No

::: SEE BELOW :::

Will you be conducting drone photography? *

Yes No

::: SEE BELOW :::

Key information:

- **ALCOHOL** // An application for a Liquor Licence must be submitted to Liquor & Gaming NSW at least 28 days prior to your event.
- **AMPLIFIED SOUND** // Event owners must abide by the event venue's plan of management or residential noise restrictions (if applicable).
- **AMUSEMENT RIDES** // An Amusement Device Application must be submitted to Dubbo Regional Council at least 21 days prior to your event.
- **DEVELOPMENT CONSENT** // A Development Application may need to be submitted to Dubbo Regional Council if your event is not being held in a designated event venue or you will be erecting large-scale infrastructure such as marquees and stages. For advice contact Council's planning section on 6801 4000.
- **DRONES** Council requires to be notified of all drone activity conducted at Council owned/operated businesses. The drone operator must be licensed; be accredited with CASA and have public liability insurance.
- **FIREWORKS OR PYROTECHNICS** // Please submit with your application a copy of the pyro technician's permit from Work Cover, a copy of the pyro technician's Certificate of Currency for \$20M Public Liability, and a copy of the pyro technician's Risk Management Plan.

2021 / 2022**Major Event Application Form 2021****Application 00010 From Joshua Gibbs**

Form Submitted 31 Mar 2022, 9:30pm AEDT

- **FOOD**// As the event owner you are responsible for ensuring that stallholders distributing/selling/preparing food at your event are aware of their obligations under the Food Act 2003 and the Australian food Standards Code to notify Local Council. Each stallholder is required to be registered with their home base Council and notify the Council in which the event is being held of their attendance. Council also requires event owners to inform Council of which stallholders are attending their event. A template for notification of food vendors is available via the Event Organisers Toolbox at [Event Organisers Toolbox - Dubbo Regional Council \(nsw.gov.au\)](#)
- **ROAD NETWORK IMPACTED** // A Special Event Transport Management Plan is required if you are staging an event on a road, or you expect that the off road event will have an impact (parking, traffic congestion) on the road network Download a copy of the **Special Event Transport Management Plan** from the Event Organisers Toolbox at [Event Organisers Toolbox - Dubbo Regional Council \(nsw.gov.au\)](#)
- A Special Event Transport Management Plan will need to be referenced in your Risk Management Plan including what actions you are taking to mitigate risk based on your impact on the road network. These actions will be reviewed by Council, Transport for NSW and Police. For assistance and advice please contact Council's Events Unit on 6801 4128.

Declaration and Privacy Statement

* indicates a required field

Declaration and Privacy statement

I certify that all details supplied in this application and in any attached documents are true and correct to the best of my knowledge, and that the application has been submitted with the full knowledge and agreement of the management of my organisation/group.

I agree that I will contact Dubbo Regional Council immediately if any information provided in this application changes or is incorrect.

Dubbo Regional Council respects all personal and confidential information received and will do everything possible to protect information from unauthorised access, loss or misuse. Information collected from you is required for the delivery of the services in accordance with the Trustees'/Directors' powers, functions and purposes. It may also be used by the Trustee s/Directors and their representatives to conduct research and customer satisfaction surveys so that we may better understand community needs and can improve service delivery. Should you need to change or access your personal details, please contact the Events Unit on 6801 4122.

Submission of this application is confirmation that you will meet all terms and conditions as they apply to the venue.

As the event owner you are responsible for managing services and amenities to support the number of event attendees you are attracting. Please refer to Council's Event Organisers Toolbox for guidance.

[Event Organisers Toolbox - Dubbo Regional Council \(nsw.gov.au\)](#)

If you require support or assistance with any of the matters listed above, please do not hesitate to contact the **Regional Events Branch on 6801 4000 or email regionalevent@dubbo.nsw.gov.au**

2021 / 2022
Major Event Application Form 2021
Application 00010 From Joshua Gibbs
Form Submitted 31 Mar 2022, 9:30pm AEDT

I am authorised to complete this application and have read and understood the guidelines and terms and conditions. *

Yes

Authorised Person's Name *

Mr Joshua Gibbs

Position held *

Logistics Operations

Date of declaration *

31/03/2022
Must be a date.

RISK MANAGEMENT

As the event organiser you have a responsibility to ensure that your event is undertaken in a safe manner and that you minimise wherever possible harm to people or property.

Under OH&S legislation and other related law, the event organiser is obliged to ensure that reasonable steps are taken to ensure that events are conducted in a manner which provides for the safety of everyone that might be present at any time, including the general public, volunteers, staff, independent contractors and their employees and sub-contractors.

Liability arises where a person is "exposed" to the risk of injury to health and safety, it is not necessary for a person to have been actually injured but merely "exposed to risk". Therefore, an event management plan must focus on the risk to health and safety rather than the consequences of an injury or accident.

During your planning process it is essential to develop a Risk Management Plan so potential hazards are identified early and appropriate measures are put in place to reduce the likelihood of an incident occurring.

In order to create a thorough Risk Management Plan below are the key things that you'll need to consider:

Risk Assessment

Your event Risk Assessment should be developed in conjunction with all parties involved in the undertaking of the event including paid and volunteer staff, venues and contractors.

The Risk Assessment should identify what hazards or risks are associated with the event, and what measures are in place to reduce/eliminate that hazard/risk occurring.

Risks should also be prioritised based on the most significant risks, and a staff member allocated to the management of each risk area to ensure ownership of its management. Some specific areas of attention your Risk Assessment should consider addressing are:

- **Health and Safety** (identify any potential hazards that could compromise health and safety of your event visitors, suppliers and the general public)
- **Financial Risks** (from poor attendance, cancellations etc.)
- **Reputational Risk** (could you or your organisation receive poor publicity as a result of something happening at your event)
- **Environmental Risk** (impacts your event present the local environment)

If you are looking to hold your event on public land, Council will require a copy of your risk assessment. Council will use this assessment to assist in determining whether the land is fit for the proposed activity. It is important therefore that you consider and document all risks relevant to the event and how you propose to manage those risks

RISK MANAGEMENT PLAN

FOR:

Dubbo Stampede Running Festival

28/08/2022

Taronga Western Plains Zoo and Tracker Riley Cycleway

Risk Management Plan prepared by:

Josh Gibbs

31/03/2022

To develop your Risk Management Plan;

STEP ONE: Establishing the context

- Identify the specific details of your event.
- Identify the list of all your event stakeholders and relevant contact details.

STEP TWO: Identify risks

- Hold a brainstorming session with your stakeholders to identify all potential risks
- Log these risks in your risk assessment matrix

STEP THREE: Analyse risks

- A risk is the combination of the **likelihood** (Table 1) and **consequence** (Table 2) of an incident occurring. The levels and descriptors in these tables may change and the descriptions will vary greatly depending upon your event under consideration. At the risk analysis stage risks should be evaluated with existing or known controls in place; unlike the identification phase (Step Two) where known treatments are ignored.

STEP FOUR: Evaluate risks

- For risk evaluation it is recommended Table 3 is used. By comparing the likelihood (Table 1) and consequence (Table 2) values, Table 3 identifies a risk rating of either:
 - o Low
 - o Moderate
 - o High
 - o Extreme

Table 1: Likelihood of Risk Criteria

Level	Description	Examples
A	Almost Certain	Expected to occur in most circumstances
B	Likely	Will probably occur in most circumstances
C	Possible	Should occur at some time
D	Unlikely	Could occur at some time
E	Rare	May occur, only in exceptional circumstances

Table 2: Consequence of Risk Criteria

	Description	Financial Impact	Health	Reputation	Operations
1	Negligible	Insignificant Less than \$1,000	No injuries	Unsubstantiated, low impact, low profile or no news item	Little Impact
2	Minor	\$1,000 - \$10,000	First aid treatment on site	Substantiated, low impact, low news profile	Inconvenient delays
3	Moderate	\$10,000 - \$50,000	Medical treatment - on or off site	Substantiated, public embarrassment, moderate impact, moderate news profile	Significant delays to major deliverables
4	Major	\$50,000 - \$150,000	Accidental death, extensive injuries or permanent disability	Substantiated, public embarrassment, high impact news profile, third party actions	Non achievement of major deliverables
5	Catastrophic	More than \$150,000	Multiple deaths or severe permanent disablements	Substantiated, public embarrassment, very high multiple impacts, high widespread multiple news profiles, third party actions	Non achievement of key deliverables

Table 3: Level of Risk

		CONSEQUENCE				
		Negligible	Minor	Moderate	Major	Catastrophic
LIKELIHOOD		1	2	3	4	5
Almost Certain	A	High	High	Extreme	Extreme	Extreme
Likely	B	Moderate	High	High	Extreme	Extreme
Possible	C	Low	Moderate	High	Extreme	Extreme
Unlikely	D	Low	Low	Moderate	High	Extreme
Rare	E	Low	Low	Moderate	High	High

Table 4: Treatment of the risk rating

Extreme	Discontinue the activity and/or implement immediate corrective actions(s)
High	Corrective action needed, to be implemented as soon as possible
Moderate	Attention indicated
Low	Implement practical short / medium term control measures

RISK ASSESSMENT

	Hazard	Possible Outcome	Risk Score	Risk Rating	Risk Controls
1	Vehicle on course	Injury to Public or volunteer	E5	High	<ul style="list-style-type: none"> Dubbo Traffic Control supplying trained traffic marshals on course where runners cross roads Follow DRC approved Traffic Management Plan Obley Road and internal WPZ roads closed during event
2	Medical emergency	Injury to Public or volunteer	C3	High	<ul style="list-style-type: none"> NSW Ambulance situated in Start/Finish precinct for entirety of race St John Ambulance at finish line and with 2 mobile units on course Develop and train all staff in emergency management processes for medical emergencies.
3	Live electrical wires or faulty equipment	Injury to Public, personal injury	E3	Moderate	<ul style="list-style-type: none"> Ensure all electrical equipment is tested and tagged In the case of wet weather, no cords run along the ground and are fitted with plug covers
4	Extreme weather - wind, lightning, flood, etc.	Injury to Public, personal injury	E3	Moderate	<ul style="list-style-type: none"> Race director to immediately enact Lightning Policy when Lightning seen on course Monitor weather conditions before and during event
5	Motor vehicle and pedestrian collisions	Personal injury	C3	High	<ul style="list-style-type: none"> Provide all staff with appropriate protective clothing Clearly identify work site areas Ensure all contractors are qualified and/or experienced in the work being undertaken Traffic and pedestrian plan developed to manage movement in and around the site Strict bump in and bump out times are established and timed prior to arrival and after departure of crowds
6	Volunteers carrying large or awkward objects	Personal injury	C2	Moderate	<ul style="list-style-type: none"> Ensure all members of the organising committee and volunteers are aware of safe lifting and relevant OHS practices
8	Missing Person/Lost Child	Trauma to those concerned	E3	Moderate	<ul style="list-style-type: none"> Establish and train committee/volunteers on process for lost children Establish point of contact and have access to a public address system

9	Unstable marquees, stages, tiered seating, etc	Injury to Public, personal injury	E3	Moderate	<ul style="list-style-type: none"> Ensure equipment contractors are appropriately licensed/qualified Marquees are erected to manufacturer's specifications Use weights provided to hold down Marquees
10	Heat / Cold distress	Personal injury	D3	Moderate	<ul style="list-style-type: none"> Monitor weather conditions prior to event Ensure appropriate sun protection and water is available for committee/volunteers
11	Extreme weather - wind, lightning, flood, etc.	Injury to Public	E2	Minor	<ul style="list-style-type: none"> Monitor weather conditions prior to event Include extreme weather contingencies in the emergency evacuation plan
12	Unclean / inadequate waste management facilities	Reputation	E2	Minor	<ul style="list-style-type: none"> Provide adequate quantities of clean facilities Engage commercial cleaner during event
13	Unclean / inadequate toilet facilities	Reputation	E2	Minor	<ul style="list-style-type: none"> Provide adequate quantities of cleaned facilities Engage cleaning contractor
14	Trip hazards	Injury to Public	C2	Moderate	<ul style="list-style-type: none"> Serious trip hazards removed or treated to prevent injury Rubber mats & cable traps over cables Barriers placed around protruding equipment Changes in height and edges highlighted Guy ropes and stakes checked for trip hazards and are clearly marked
15	Emergency situation resultant from injury, Fire, explosion, bomb threats, chemical releases, etc.	Injury to Public, personal injury	D4	High	<ul style="list-style-type: none"> Employ Emergency Management Plan
16	Slip hazards due to wet water	Injury to public, personal injury	E3	Moderate	<ul style="list-style-type: none"> Identify slip areas Isolate where possible and place warning signage
17	Emergency service vehicle cannot access site	Injury to public, personal injury	E4	High	<ul style="list-style-type: none"> Emergency ingress and egress established
19	Wheelchair and prams unable to access event site	Reputation	E2	Minor	<ul style="list-style-type: none"> Create accessibility plan Work with race partner Live Better Community Services to ensure Wallaby Wheel entrants have ease of access
20	Event parking overspill	Reputation	E2	Minor	<ul style="list-style-type: none"> Have a contingency within the parking and pedestrian plan Work with WPZ staff to minimise parking stress

21	Fire or burn incidents	Injury to public, personal injury	E3	Moderate	<ul style="list-style-type: none"> • Fire extinguishers available • First Aid Box location established • St Johns Ambulance engaged
26	Welfare of committee and volunteers	Reputation	C1	Moderate	<ul style="list-style-type: none"> • Dedicated resource to manage volunteers and undertake actions to heighten engagement
27	COVID-19	Illness to public, personal illness	C3	High	<ul style="list-style-type: none"> • Provision of activity in accordance with 'AIS Rebooting Sport in COVID-19 environment guidelines', NSW Government Public Health Act 2010 and 'Roadmap to a COVIDSafe Australia' framework. • Event briefings will include relevant information on current guidelines and restrictions • Unwell participants will be asked not to participate in events and training groups • Events and training will maintain participant lists for contact if a COVID case is confirmed • Hand sanitiser will be provided at events • If restrictions advise, social gatherings after events will not be encouraged • Enough space will be made available so that participants can easily maintain a 1.5 m distance during events, training and briefings • The situation will be assessed prior to every event and training session and as this is a changing landscape, the current NSW Government and Health guidelines will be followed in relation to COVID-19 controls.

The Dubbo Stampede Running Festival 2022 Traffic and Event Management Plan

Event Location:	Taronga Western Plains Zoo, Dubbo
Event date and time:	Sunday 28 August 2022 from 6.15 am – 1.00 pm
Event Organiser:	Dubbo Running Festival Committee Incorporated

Approval

This Traffic Management Plan is approved by:

Name	Signature	Date of signing	Title
Josh Gibbs		9/3/2022	Logistics Dubbo Running Festival
	/...../20....	
	/...../20....	
Dennis Valantine	/...../20....	Dubbo Regional Council Traffic Engineer

Authority of the Event / Traffic Management Plan

This Traffic Management Plan (TMP) when approved by the relevant authorities becomes the prime document detailing the traffic and transport arrangements under which an event is to proceed.

Changes to the TMP require the approval of the Police, and Council. All functional or single agency supporting plans are to recognise the primacy of the TMP and nothing contained on those plans may contravene any aspect of the TMP.

Signatories to this TMP should normally be the agency's senior officer appointed to the operational command team for the event on the day.

In case of emergencies, or for the management of incidents, the Police are not subject to the conditions of the TMP but will make every effort to inform the other agencies of the nature of the incident and the Police response.

Contents

[The Dubbo Stampede Running Festival 2022 Traffic and Event Management Plan](#)

Page 1 of 22

[Approval](#)

[Authority of the Event / Traffic Management Plan](#)

[Contents](#)

[Purpose Of This Traffic Management Plan](#)

[Contact Names Of Those Responsible For Organising And Approving The Event.](#)

[Description Of The Event](#)

[Description of Courses](#)

[5.3km \(including the Wallaby Wheel Circuit\)](#)

[10km](#)

[21.1km Half Marathon](#)

[Marathon \(42.2 km\)](#)

[Race Start Times](#)

[Road Closures / Changed Traffic Conditions](#)

[Finish and Opening of Roads](#)

[Traffic Management Details](#)

[The Route](#)

[Volunteers and Event Marshals](#)

[Public Safety](#)

Purpose Of This Traffic Management Plan

The purpose of this TMP is to ensure that the traffic management aspects of the Dubbo Stampede Running Festival:

1. Provide maximum safety for event participants, spectators and volunteers.
2. Reduce as far as possible the traffic impact on the rest of the community.

Contact Names of Those Responsible for Organising and Approving the Event.

Event Organiser	<p>Dubbo Running Festival (Stampede)</p> <p>Josh Gibbs</p> <p>Logistics- Dubbo Running Festival Incorporated</p> <p>Mob. 0400 087 994</p> <p>Email:</p> <p>Nathan Weeks</p> <p>President - Dubbo Running Festival Incorporated</p> <p>mob. 0419 236 278</p> <p>Email: Nathan@lyonsadvantage.com.au</p> <p>Katie Lyons</p> <p>Vice President - Dubbo Running Festival Incorporated</p> <p>Mob. 0419 278 678</p> <p>Email: Katie@lyonsadvantage.com.au</p>
Police LAC	Dubbo (informed) 9.3.22 by Katie Lyons
Council	<p>Dennis Valantine</p> <p>Traffic Engineer</p> <p>(w) 02 6801 4000</p>

Description Of Event

The Dubbo Stampede Running Festival 2022 will consist of the following events:

- Marathon (42.2 km)
- Half marathon (21.1km);
- 10km run; and
- 5.3km run and Wallaby Wheel.
- 1km inclusive event

Description of Courses

The start and finish of the five separate races will be inside the Taronga Western Plains Zoo (zoo) on the roadway near the finish of the zoo loop; directly adjacent to the Cobb & Co Shed, West of the flying fox and public play area of the zoo.

The Obley Rd section from the Zoo entrance down to the Camp Rd intersection will be closed to traffic from 6:15am until 10:15am.

1km

- From the start point 1km from the finish line, entrants run in a clockwise direction through around the zoo to the finish line opposite the public play area.
- Runners will follow the road in a clockwise direction to finish at the start/finish arch.
- Wheelchair participants follow the same course.

5.3km

- From the start point at the Cobb & Co Shed, entrants run in a clockwise direction through the ticket booths, around the zoo to the finish line opposite the public play area.
- Runners will follow the road in a clockwise direction to finish at the start/finish arch.
- Wheelchair participants follow the same course.

10km

- From the start point near the Cobb & Co Shed, entrants run towards the Zoo entrance passing through the left hand side of the roundabout, move into the eastern most lane (RHS) of the zoo internal road and continue North to the main zoo entrance gates. No Traffic will be using the lane at this stage.
- From the main entrance gates, runners continue in the Eastern most lane (RHS) and turn right onto Obley Road.
- Runners continue running down Obley Road on the right hand side of the road, past Dundullimal turn-off, around the bend toward Camp Road intersection before getting to the turn-around point for the 10km event.
- Runners will keep right at the turn around point and head back toward the zoo entrance, keeping in the right hand lane of Obley Road.
- Runners turn into the zoo entrance, through the main gates in the easternmost lane which will be closed to traffic. Then 55 metres past the main entrance gates runners will take a sharp left at the flag poles and follow the path toward the bike hire shed.
- Runners continue past the bike shed and circumvent the zoo carpark before turning right at the end of the car park and then left to continue running through the toll booths at the start of the fee paying section of the zoo.

- Runners run a loop of the zoo circuit in a clockwise direction to finish at the start/finish arch.

21.1km Half Marathon

- Runners start at the Cobb & Co Shed and then follow the initial route as the 10km, past Dundullimal turn-off for approx 500m where they will turn around, keeping to their right, and return along Obley Road to the Dundullimal turn-off.
- Runners will then turn right off Obley Rd (towards Dundullimal) and follow the sealed running track across Shibble Bridge to Macquarie Street.
- At Macquarie Street runners will turn left and run along the left side of the road which will have red Witches Hats placed along it for separation with vehicles.
- Immediately past the Water Treatment Works, runners will turn left through the entrance to the Regand Park weir trail.
- At the bottom of Tamworth St, runners will cross over the bitumen car park onto the Tracker Riley trail and will continue on this track in a Northern direction, keeping the river on their left.
- Runners will continue on the river track down to Serisier Bridge, turn left onto the bridge pedestrian lane and cross the Macquarie River.
- Once on the Western side of the river, runners will turn left and head in a Southern direction along the Tracker Riley trail, keeping the river on their left.
- Participants will run under the LH Ford Bridge and continue running on the concrete river track past Sir Roden Cutler Park, across Tracker Riley Bridge and then turn right at the “y” junction on the concrete path and head in a Southern direction up towards the zoo.
- Runners will stay on the concrete path veering left at the intersection of the Newell Highway and Obley Road, and continue to the zoo entrance.
- **Prior to 10:15am while Obley Rd is closed to traffic**, Runners will leave the concrete path directly opposite the zoo entrance at Zoo Gate 11 turning towards the zoo entrance and running through the main gates in the Left hand lane. Then 55 metres past the main entrance gates runners will take a sharp left (near the flagpoles) and follow the path toward the bike hire shed.
- **(After 10:15 when Obley Road reopens**, runners will go approx 20m further down Obley Rd and cross at the Pedestrian Crossing and normal traffic rules will apply.)
- From the bike shed, runners will cross the zoo carpark before turning right at the end of the car park, then left through the toll booths at the start of the fee paying section of the zoo.
- Runners run a loop of the zoo circuit in a clockwise direction to finish at the start/finish arch.

Marathon (42.2 km)

- Runners start at the Cobb & Co Shed and then follow the initial route as the 10km and 21.1km runners, out the main Zoo gates, down Obley Rd. past Dundullimal turn-off for approx 500m where they will turn around.
- Keeping to the RHS, return back up along Obley Road past the Dundullimal turnoff to the Council Weir Rd turnoff where they will turn right onto the sealed running track and then right again. (Approx half way between the Dundullimal turn-off and the Zoo entrance.)
- Once on the running track, continue back to and turn left at the Dundullimal turnoff and follow the sealed running track across Shibble Bridge to Macquarie Street.

- At Macquarie Street runners will turn left and run along the left side of the road which will have red Witches Hats placed along it for separation with vehicles.
- Immediately past the Water Treatment Works, runners will turn left through the entrance to the new river running track.
- At the bottom of Tamworth St, runners will cross over the bitumen car park onto the crushed granite running track and will continue on this track in a Northern direction, keeping the river on their left.
- Runners will continue on the river track down to Serisier Bridge, turn left onto the bridge pedestrian lane and cross the Macquarie River.
- Once on the Western side of the river, runners will turn left and head in a Southern direction along the Tracker Riley path, keeping the river on their left.
- Participants will run under the LH Ford Bridge and continue running on the concrete river track past Sir Roden Cutler Park, across Tracker Riley Bridge and then turn right at the “Y” junction on the concrete path and head in a Southern direction up towards the zoo.
- From outside the Zoo entrance, runners will continue back around the river for another full loop back to the Zoo.
- Runners will then start another loop albeit a shorter one this time.
- This time the Marathon runners will turn left at the bottom of Tamworth Street and cross the footbridge (Gobang Gee Footbridge)
- They will then turn left at the “Y” junction and follow the running track back to the Zoo for the last time.
- This time they will enter the Zoo.
- **Prior to 10:15am while Obley Rd is closed to traffic**, Runners will leave the concrete path directly opposite the zoo entrance at Zoo Gate 11 turning towards the zoo entrance and running through the main gates in the Left hand lane. Then 55 metres past the main entrance gates runners will take a sharp left (near the flagpoles) and follow the path toward the bike hire shed.
- **(After 10:15 when Obley Road reopens**, runners will go approx 20m further down Obley Rd and cross at the Pedestrian Crossing and normal traffic rules will apply.)
- Approx 55m in from the main Zoo Gates, turn left and go in through the bike shed area and on down through the car park, turning right then left through the toll booths at the start of the fee paying section of the zoo.
- The Marathon runners will then turn Right at the Wild Dog exhibit, running around the back of the lake to the boom gate and then finish at the start/finish arch.

Race Start and Cut-off Times

Event	Start time	Cut-off time
Marathon	7.00 am	1.00 pm
Half marathon	7.45am	11.45am
10km	8.15am	10.15am
5.3km	7.30am	9.00am
1km	7.28am	8.00am

Road Closures / Changed Traffic Conditions

Road Section:	Obley Road – South of zoo entrance to just prior to Camp Road intersection.
Estimated closure time:	6.15am – 10.15am
Comments:	<p>After the last runner has reached the turnaround point on Obley Road, and has run back toward the zoo, past Dundullimal turn-off, signage at the intersection of Obley Road and Camp Road will be changed to include 'Local Traffic Only' to permit vehicles to enter Dundullimal. This is expected to occur at 8.45am.</p> <p>Newell Highway traffic heading north from Tomingley intending to turn onto Obley Road will be directed by VMS to turn right onto Camp Road and head east onto Obley Road.</p> <p>Newell Highway traffic heading south from Dubbo toward Obley Rd will be directed to continue past the zoo and turn left down Camp Rd to meet up with Obley Rd.</p> <p>Obley Rd traffic travelling into Dubbo will be directed to divert left onto Camp Road to meet up with the Newell Highway where they will turn right towards Dubbo.</p>
Road Section:	Macquarie Street between Margaret Crescent & Water Treatment Works
Estimated time of changed traffic conditions:	6.15am – 10.15am
Comments:	<p>Witches hats will be positioned along the left hand road edge on Macquarie Street to delineate the separation of vehicles from runners.</p> <p>A traffic marshal will be located at the pinch point adjacent to Fitzroy St to warn of potential hazards there.</p> <p>Road signs will be located on Old Dubbo Rd notifying traffic coming into Dubbo of the running event.</p>
Road Section:	Huckel Street
Estimated time of changed traffic conditions:	7.00am – 11.45am
Comments:	<p>In 2020 runners won't be entering Huckel St but will instead cross straight over to the other side.</p> <p>Signage to slow vehicles will be installed either side of the intersection of Macquarie St and Huckel St to notify vehicles of runners crossing Huckel Street.</p> <p>Residents of Huckel Street will be notified by letter drop of the running event in the weeks prior to the event day.</p>
Road Section:	Tamworth Street Carpark at the river end.
Estimated closure time:	6.15am – 12.00pm
Comments:	<p>Car Park will be closed off at the South St intersection in line with the Drink Bubbler</p> <p>Road closure signs will be removed after the last runner has reached this point.</p>

Finish and Opening of Roads

Obley Road will close at 6:15am and be re-opened to traffic at 10.15am. After 10.15am and until 12.30pm, any marathon and half marathon entrants that are still running will be able to cross Obley Road from the running path on the northern side of the road, across to the zoo entrance, using the normal pedestrian and pushbike crossing area highlighted in red in the image below which will be marshalled to ensure safe pedestrian passage over this crossing.



Traffic Management Details

The Route

Marshalling is to be undertaken by a combination of Accredited Traffic Controllers (ATC) from Dubbo Traffic Control and Trained Course Marshals (CM). The CM will simply direct runners and alert traffic of the presence of runners. They will not be directing vehicles. ATC will be responsible for positioning of signage as per RMS and Council requirements.

Appropriate warning signage will be placed to notify vehicles of changed traffic conditions and runners on the roadways. This will include the driveway of 21 Obley Road (Lot 9 DP 753233) located on the northern side of Obley Road between the zoo entrance and Dundullimal entrance. This property with residence is owned by the zoo.

The Running Festival Committee will be responsible to notify residents that may be affected by the event of the planned traffic changes. This will include residents on the western side of Macquarie Street from Margaret Crescent to the river track entrance just past the Water Treatment Works. A letterbox drop will be done for all affected residents two weeks prior to the event date.

Route Mapping

Each year the use of a motor-bike/scooter will be used around the Tracker Riley runway to help map out the course with the use of GPS systems. A motor-bike may also be used on race day to help monitor and offer assistance to runners and volunteers if necessary.

Volunteers and Event Marshals

- Volunteers who will be donating their time and skills to assist in the smooth running of the Dubbo Stampede Running Festival include:
- Various Dubbo Rotary Clubs
- Various sporting clubs
- Various Church committees
- State Emergency Service (using accredited traffic controllers)
- Taronga Western Plains Zoo staff and volunteers

The festival committee will produce locations and lists of traffic control duties for event marshals, including where cones and barriers are to be installed. There will be allocated personnel and trucks to install these items on the morning of the event, and retrieve them at the close of each particular running leg.

- A motor vehicle will be used at approx 4am race day along the pathway on the Eastern side of Macquarie river to put out and then later collect all of the red Witches Hats and various signage.
- Motor vehicle will also be used on the Western side.

Public Safety

Waterways:	No waterways are used in this event.
Food:	<ul style="list-style-type: none"> • The zoo café will be open to cater for the participants and observers. • Outlets will be scattered around the public staging area on the zoo grounds.

	All necessary approvals will be obtained through Council's Environmental Health Services for the provision of food.
Crowds	<p>2022 is the 10th year of the Dubbo Stampede event and in 2019 (2020 being a virtual event) saw 2,800 entrants register for the event. There was also a solid increase in crowd numbers over the past two years, and it is envisaged a crowd of up to 800 will be gathered around the finish chute, on the grassed areas within the zoo, and along the footpath grassed area at the entrance to the zoo, and all cheering on the participants.</p> <p>Spectators will also position themselves around the river circuit, which is along the route of the full and half marathon. This is a public area that provides safe vantage points for spectators with no interaction with motor vehicles.</p> <p>Small numbers of spectators are expected along the running track paralleling Obley Road between the zoo entrance and Dundullimal entrance, as the runners will be using Obley Road itself and the sealed track as well.</p> <p>Of the runners expected to participate in the four events, the majority of those will enter the 5.3km event which involves a loop of the zoo road and is contained within the zoo boundaries.</p>
First Aid	NSW Ambulance Paramedics will be present for the event at the start finish area. There will also be six to eight St John's Ambulance first aid personnel employed during the event, some located half-way around the Zoo road, and the other personnel to be located at the drink station at the bottom of Tamworth St car park.
Space and Resource Requirements	<p>The existing 'Cobb & Co' stables in the zoo recreation area will be used to store equipment and baggage. Between 3 & 5 marquees will be erected on the grassed area of the zoo grounds, near the café. These will be provided by sponsors. Council will also be asked to supply traffic cones, road barriers, and slow/changed traffic signage for roadways. If Council is not forthcoming these items will be hired.</p> <p>Dubbo Traffic Control will be supplying the Witches Hats.</p>
Waste	Impacts on the environment are expected to be minimal. Sufficient garbage bins will be provided and located at each drink station along the route. Volunteers manning the drink stations will collect discarded cups and any other rubbish within their vicinity progressively during the race. A sweep vehicle will collect any cups and waste after the race.

Insurance	Public Liability Insurance to the amount of \$20M has been sourced and Dubbo Regional Council will be listed as an interested party on the certificate of currency. Council will be provided with a copy.
Noise	The PA system is being provided and installed by Audio Plus. This will be set up on the road verge adjoining the 'Cobb & Co stables' in the public playground area. This is in excess of 500m from the nearest dwelling and the volume of the system will have minimal impact on surrounding land owners. The zoo is familiar with hosting events including bands and jazz festivals.
Parking	<p>Participant and spectator vehicles will be primarily parked within the zoo grounds in the visitor car parking areas. Entrants will also be parked within the paid section of the zoo, approximately 250m past the ticket booths. This overflow parking area is used by the zoo for all their large events including Easter weekend and the Jazz Festival.</p> <p>Zoo Parking officers will be located within the zoo grounds to guide vehicles and buses. Vehicles will be directed to enter from Obley Road onto the 2nd road lane from the west, to enable cars leaving the zoo to exit along the western most lane. This will ensure vehicles are separated from runners. A map of traffic control within the zoo is included as Appendix 1.</p> <p>If required, cars may also be parked in the zoo owned farm land on the North side of Obley Road, just prior to the zoo entrance, as highlighted in the image below. (Appendix 2) This paddock is estimated to be able to accommodate 400 vehicles and vehicles will only be directed into this area at times when deemed required so as to ensure runner and vehicle interaction is minimised. The directing of vehicles into and out of the paddock area will be controlled by Zoo Staff and/or other accredited traffic controllers.</p> <p>Vehicles leaving the overflow parking section in the zoo grounds prior to 9.30 am (runners that have finished their event and are leaving the zoo) will follow the zoo circuit until the Bison Exhibit where they will then be directed left onto the service road. These vehicles will exit into the main western car parking area, thereby not having to pass through the start / finish precinct.</p> <p>Designated Drop off zone: Taxis and vehicles dropping off runners will be able to drop off runners at a designated drop off area just inside the main Zoo Gates. They will be controlled and directed by Zoo staff.</p>
Barriers	<p>Road closure barriers will be erected on Obley Road just after the zoo entrance and just prior to the Camp Road intersection, and any other locations as directed by Dubbo City Council.</p> <p>Further barriers will be used to designate the finish area and specific parts of the run courses to ensure the safe and continuous flow of competitors throughout the races. Changed Traffic Conditions and other traffic signage will be prominently displayed in accordance with the approved Traffic Control Plan.</p>

Control of Entry Points	All road entry points along the running route will have ATC and/or CM and signage, to alert vehicles of the event. This includes the following: <ul style="list-style-type: none"> ● Obley Rd / Zoo entrance, ● Obley Rd / Dundullimal Entrance, ● Obley Rd / Camp Rd intersection, ● Huckle St ● Tamworth St / South St carpark intersection.
-------------------------	---

Pedestrian Management	Spectators will be mainly situated within the zoo grounds and some along the river circuit route. The river circuit will remain open to the general public during the half and full marathon events. Competitors will be advised during the pre-race briefing to be aware of other track users and provide them the relevant courtesy.
Security	The race compound, including marquee area, is located entirely within the secure perimeter fence of the zoo. Committee members will be on site Saturday afternoon until zoo closing time. The zoo is closed to the public outside of normal operating hours.
Toilets	Ten (10) portaloos will be positioned near the race marshalling area to supplement the existing zoo toilet facilities. There are toilets available to participants and spectators at the 2km, 3km and 4km marks within the zoo grounds, as well as public and mobile toilets for the half and full marathon competitors at Dundullimal entrance, Water Works turnoff (Porta-loo), Tamworth St car park (Porta-loo), Sandy Beach, Ollie Robbins and the Lions Club Park in West Dubbo.
Emergency Management Procedures	Key CM and ATC will have Mobile Phone contact and possibly two way radio communication with the race precinct supervisors and the Race Director. All emergencies will be reported to the RD and appropriate emergency services will be deployed. CM will be advised not to render medical assistance outside of their training. In the event of an emergency, vehicles will be able to access the course, (mindful of the safety of other competitors) to collect injured competitors where their injury permits and transport them back to the zoo First Aid room for further treatment / assessment. Where an ambulance is required, the trained First Aid Officer will render initial assistance at the site and stabilise the patient until the arrival of the ambulance.

Appendices

1. Map of parking arrangements within the zoo
2. Map of parking area in paddock opposite Obley Road
3. Map of 5.3km 'Dingo Dash and Wallaby Wheel' and 1km circuit
4. Map of 10km 'Cheetah Chase' circuit
5. Map of 21.1km 'Zebra Zoom' circuit
6. Map of 42.2km 'Rhino Ramble' circuit
7. Contingency Road Closures/Changed Traffic conditions in the event of a flood.
8. Contingency 21.1km circuit in the event of a flood.
9. Contingency 42.2km circuit in the event of a flood.

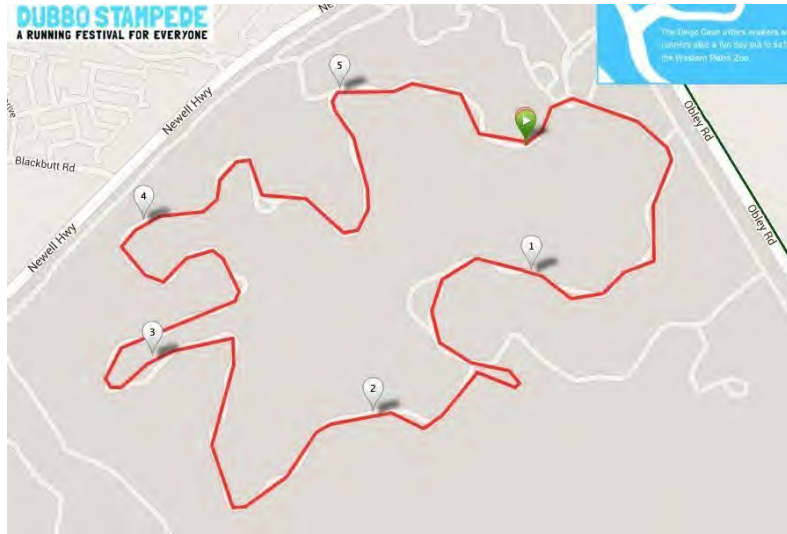
Appendix 1. Map of parking arrangements within the zoo



Appendix 2. Map of parking area in paddock opposite Obley Road



Appendix 3. 5.3km 'Dingo Dash and Wallaby Wheel' Circuit



Map of 1km 'Bilby Bolt'



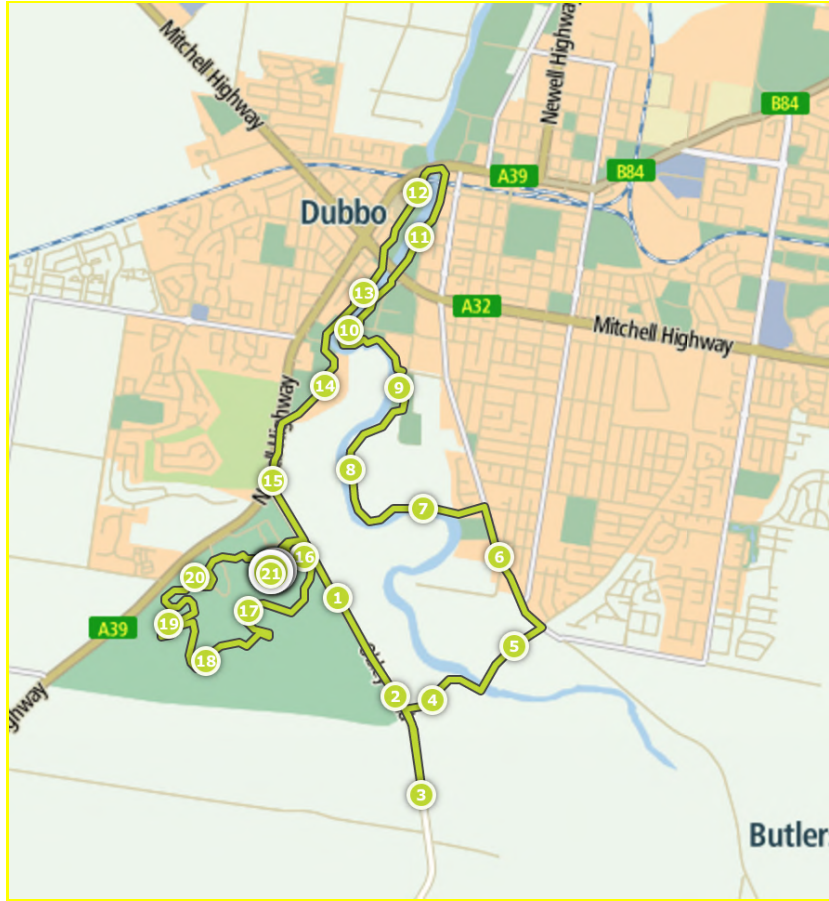
Appendix 4. Map of 10km 'Cheetah Chase' Circuit

Video: <https://www.youtube.com/watch?v=CDwKlfb1Gpl>



Appendix 5. Map of 21.1km 'Zebra Zoom' Circuit

Video: <https://www.youtube.com/watch?v=WmgBrvPDqVI>



Appendix 6. Map of 42.2km 'Rhino Ramble' Circuit

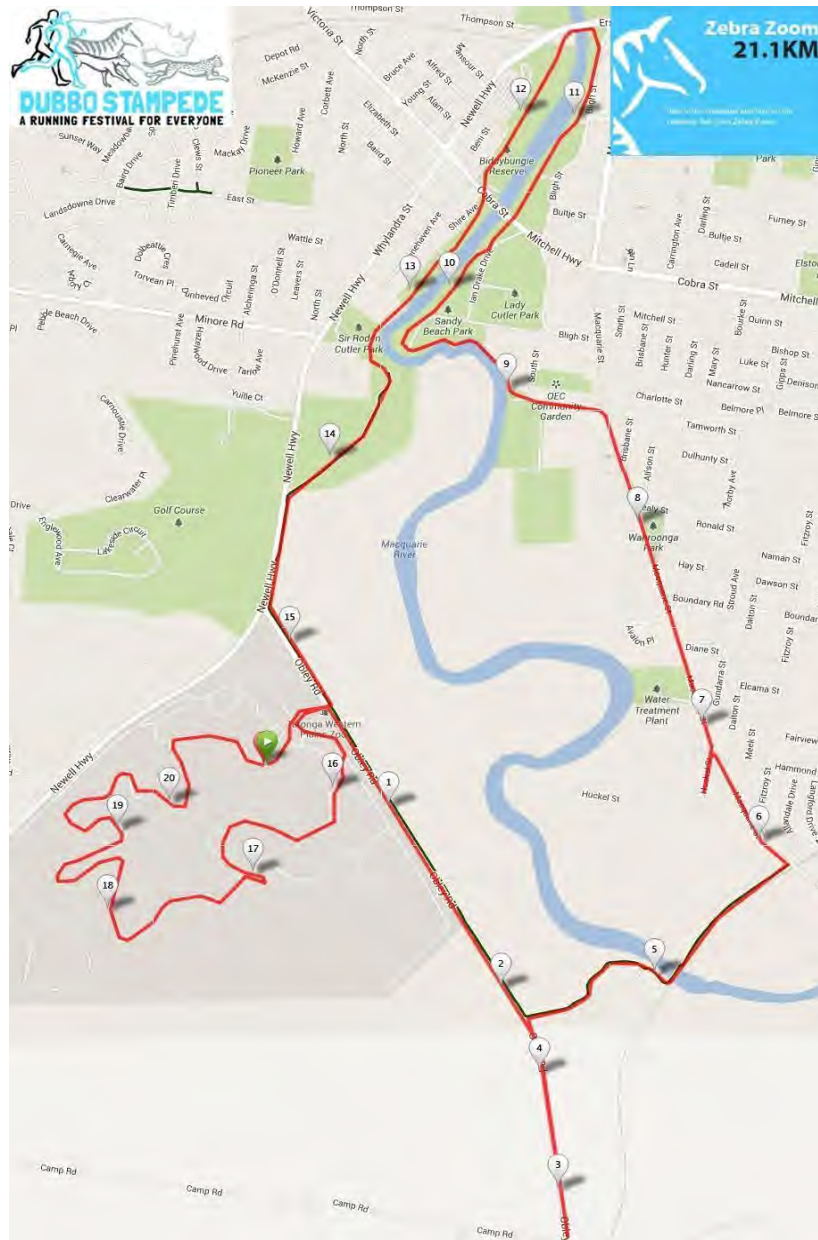
Video: <https://www.youtube.com/watch?v=nYrotXmQWN0>



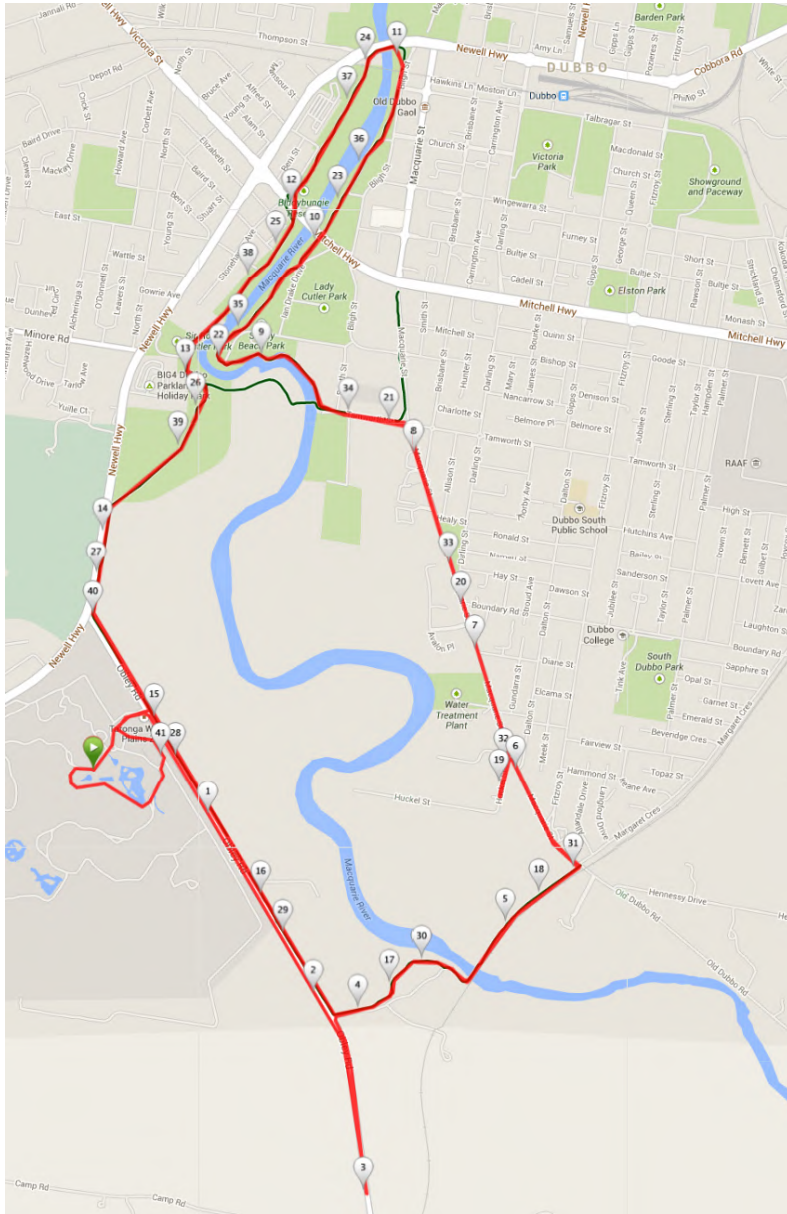
Appendix 7. Contingency Road Closures/Changed traffic conditions in the event of a flood closing the Tamworth St footbridge.

Road Section:	Obley Road – south of zoo entrance to just prior to Camp Road intersection.
Estimated closure time	6.15am – 10.15am
Comments:	After the last runner has reached the turnaround point on Obley Road, and has run back past Dundullimal turn-off, signage at the intersection of Obley Road and Camp Road will be changed to permit vehicles to enter Dundullimal. This is expected to occur at 8.45am. Am in contact with National Trust with regard to building work being carried out on the site. SES personnel will direct and control the traffic on the road.
Road Section:	Macquarie Street between Margaret Crescent & Tamworth St
Estimated time of changed traffic conditions:	7.00am – 11.30am
Comments:	Witches hats will be positioned along the left hand road edge on Macquarie Street to delineate the separation of vehicles from runners. Road signs will be located on Old Dubbo Rd notifying traffic coming into Dubbo of the running event.
Road Section:	Huckel Street
Estimated time of changed traffic conditions:	7.00am – 11.45am
Comments:	Runners will turn left down Huckel St and run to the end of bitumen sealed road before turning around and running back onto Macquarie St. Signage and Lollypop Marshals will be present to notify and slow traffic. Residents of Huckel Street will be notified by letter drop of the running event in the weeks prior to the event day.
Road Section	Regan Park Blvd
Estimated time of changed conditions	7.00am - 11.45am
Comments	Runners will cross the turnoff. Signage and Lollypop Marshals will be present to notify and slow traffic.
Road Section:	Tamworth Street from Macquarie Street, West to Macquarie River . South Street between Bligh St (North) and Tamworth Street (South).
Estimated closure time	7.00am – 12.00pm
Comments:	Road closure signs on Macquarie Street and South Street will be removed after the last runner has reached the river running track, West of South Street / Tamworth St intersection.

Appendix 8. Contingency Map of 21.1km Circuit



Appendix 9. Contingency Map of 42.2km Circuit





REPORT: NRL 2022 - Post Event Report

DIVISION: Community, Culture and Places

REPORT DATE: 6 June 2022

TRIM REFERENCE: ID22/1132

EXECUTIVE SUMMARY

Purpose	Strategic Project Update Addressing Council resolution	
Issue	<ul style="list-style-type: none"> Overview of the 2022 National Rugby League (NRL) Premiership Game held at Apex Oval on Sunday 22 May 2022. By 30 June 2022 Council and South Sydney District Rugby League Football Club (Souths) need to commence negotiations should they wish to consider an extension of agreement, with a decision required by 31 August 2022. 	
Reasoning	<ul style="list-style-type: none"> Provide details of economic and community benefits, and internal and external investment of the project. Provide information to Council to inform future discussions and decision making regarding ongoing partnership opportunities with NRL/Souths. 	
Financial Implications	Budget Area	Regional Events
	Funding Source	Partnered Event Program – with contributions from Council, NRL and NSW Government
	Proposed Cost	\$110,000
	Ongoing Costs	Nil
Policy Implications	Policy Title	There are no policy implications arising from this report.

STRATEGIC DIRECTION

The 2040 Community Strategic Plan is a vision for the development of the region out to the year 2040. The Plan includes five principle themes and a number of strategies and outcomes. This report is aligned to:

- Theme: 3 Economy
- CSP Objective: 3.1 Visitor economy growth is supported through product development, enhancement and strategic management
- Delivery Program Strategy: 3.1.5 Events that provide for activities that foster cultural and recreational opportunities and community interaction are supported
- Theme: 5 Liveability
- CSP Objective: 5.5 The community has the opportunity to participate in a diverse range of lifestyle, sporting and passive recreational pursuits

Delivery Program Strategy: 5.5.4 Our sporting facilities are recognised as catering for a wide range of local, regional and state sporting events and opportunity

RECOMMENDATION

- 1. That the information regarding delivery of the 2022 NRL event be noted.**
- 2. That Council write to NSW Government and thank them for the \$150,000 grant that supported the event.**
- 3. That Council write to Souths and thank them for their partnership in delivering the 2022 NRL event in the Dubbo region.**

John Watts
Director Community, Culture and Places

KH
Manager Regional Events

BACKGROUND

Previous Resolutions of Council

24 February 2022	That the Chief Executive Office provide a report on the social and economic outcomes of the 2022 NRL event to a future meeting of Council.
------------------	--

Following consideration by Council at meetings held on 10 August 2020 and 8 September 2020, an agreement was established between Council, NSW Government's NRL Regional Taskforce, NRL and South Sydney District Rugby League Football Club (Souths) to have premiership games held in Dubbo in 2021 and 2022. This included a two-year contract between Council and Souths, and a funding commitment of \$150,000 from NSW Government per year to support costs of hosting the game.

The 2022 Round 11 NRL Premiership game between South Sydney and Canberra was held on Sunday, 22 May at Apex Oval. The game was held under a non-COVID-19 model, for which Council paid a fee of \$350,000 and received the ticket sale income from the game. NSW Government have committed to \$150,000 towards the fee payable to Souths for the 2022 match.

REPORT

The below table provides high level summary of the financial, social and cultural outcomes of the 2022 NRL match on Sunday, 22 May 2022. These outcomes are further detailed in the report below.

Indicator	Outcomes - 2022	2021
Official attendance	11,124	10,824
Out of LGA ticket purchase	52%	
More than 150km ticket purchase		22.5% (more than 150km)
Economic impact*	Estimated \$2.8M	\$2.4M
Game day experience (rated 8 out of 10 or above)	83%	77%
Accommodation occupancy rate (Dubbo) (May average)	87.6%	85.3%
Local sponsorship (note 50% goes to Souths)	\$70,000 (\$20,000 above target)	\$60,000
Hospitality ticket sales (Summit Cranes VIP/MAAS/Kennards)	65% of available tickets in Summit and MAAS, plus 130 Kennards grazing on the grass.	
Event direct expenditure on local suppliers (not including accommodation)	\$128,000	\$110,000
Event reinvestment to economy via community group services	\$10,000	\$2,000

Commercial vendor engagement	17 (7 local)	2
Marketing reach – event and destination - DRC NRL social messaging (organic + paid campaigns) - Destination campaign targeting Canberra region reached	Total reach 351,683 236,000 (9.2% of Canberra population)	
Participants of Souths Cares engagement	3800	2800

**Economic impact estimate based spend of \$244 per visitor per day outside of the Dubbo Region LGA (50% staying 1 night, 50% staying 2 nights), and local spend of \$150 per visitor.*

Outcomes and Benefits

The NRL game between South Sydney and Canberra had an official attendance of 11,124 including ticket holders, officials, players, staff and volunteers. Of the tickets purchased, 52% were purchased from outside of the Dubbo Regional LGA.

The economic impact of the NRL game was significant with an estimate of \$2.8M economic injection into the Dubbo Region LGA. Data from local accommodation providers has not yet been received, however, pre-game information indicated that a number of providers had 100% occupancy rates and including Sunday which historically has a low occupancy rate. Spendmap data is only available each quarter and has some period delays therefore is not available for this report. It is noted that Council's financial benefit estimations in 2021, and the subsequent spendmap data coming through later in the year aligned closely on actual economic benefit.

A high-level view of ticket purchases are noted in the below graph which outlines the number of tickets to the locations defined by Destination NSW tourism areas. Dubbo Region LGA attributed to 48% of tickets followed by Central NSW area (top areas were Narromine, Bogan Shire, Blayney, Gilgandra and Forbes), Sydney and surrounds (top areas were eastern and southern suburbs), New England and North West (top areas were Moree and Gunnedah) and then Capital Country (top areas were Canberra suburbs).



The Local Government Area (LGA) Bayside, the area located around Botany Bay and Kingsford where South Sydney Rabbitohs head office and fan base is located, was the second highest purchase by LGA.

Ticket Promotion and Communications

Ticket promotional activities included Council social media channels, Council website via dedicated event page, radio advertising (MMM and community radio), newspaper advertising (Dubbo region and Bourke), CBD activation of flags and rotunda signage, e-blasts, TV campaign on Prime 7 local station, and Dubbo region rate notice insert. All graphic design assets including, print collateral, animations, signage, stickers etc. were produced by Council with elements supplied from South Sydney Rabbitohs to ensure consistency and increase brand recognition.

Destination based advertising which leveraged additional tourism related product in the Region, including accommodation and the Great Big Adventure Pass, was targeted with radio and digital spend into Canberra via 'Raiders Radio' and Central and Newcastle Coast areas as already engaged markets for destination travel to the Dubbo Region. During the month long 'festival of footy' as leading up to game day Council was able to value add to the economic impact of the game \$18,334.18 in Great Big Adventure Pass gross sales. Dubbo Region Great Big Adventure Pass industry funded budget allocated \$5,000 for this partnered marketing leveraging both the NRL game and encouraging a longer stay through the Great Big Adventure Pass as the tool for conversion.

Broad ticket sales targets, aligned to budget estimates were 12,000 – 16,000, due to the 'sell-out' crowd of 2021. Approximately 4,000 tickets were sold in the month of March (release date) and 5,000 tickets were sold in the month of May which included all of the allocation and sales for hospitality tickets and also tickets for pre-game entertainment. The top selling ticket type was an adult ticket followed by a family pass. Additional information gathered by the

ticketing company is the top age of the purchaser is between 25-34yrs (30%), followed by the 35-44yrs (21%), and the ratio of male to female purchasers is 52% male to 48% female.

Leveraging from out of region marketing opportunities aligned to tourism product, the Canberra based promotion competition and prize pack was redeemed on the weekend of the NRL in Dubbo by the family from Canberra. Staff also welcomed two busloads of fans from ACT on the day through the gates. Although this is a positive platform for future growth of an emerging geographic visitation market, specific to game day it could be assumed that the lower than expected attendance numbers could be a reference to a lower local Canberra Raiders fan base in comparison to the significant Penrith Panthers fan base in Dubbo based on the 2021 game, and that key Rabbitohs players were not in attendance due to injury.

There is opportunity to gain further insights on how, overall consumers were best able to receive information on ticket sales and which channels were best for conversion to ticket sales in those targeted markets.

Ticket sales for hospitality areas were managed by Souths and ticket sales were not as high as expected. As a result, a number of grandstand seats were released back to the public for sale approximately two weeks prior to the game. Grandstand seat releases should be addressed in future years and dates for release back to the public should be confirmed in advanced. In addition, it is recommended an easier method of purchase for hospitality tickets should be considered.

Event Preparation and Delivery

The Apex Oval playing field was prepared for the NRL South Sydney Rabbitohs verse Canberra Raiders game to an exceptional national standard. The facilities such as grandstand and associated rooms were prepared as per Souths' and NRL requirements. Overall the facility presented to a high standard and staff ensured all requirements were met. A key challenge was around event operation issues in the lead up and on the day with regard to detailed tasks requirements, delegated responsibilities and a dedicated event coordinator.

Council connected with Social Futures to provide a disability access audit where a number of items were undertaken to improve the access for ticket holders. The accessible area received positive feedback on game day for its changed location, viewing of the game, access to amenities, food and beverage access, however, additional feedback was provided following the game from some members in the accessible area. Feedback included viewing area was not completely flat and the distance between the accessible drop off zone and the facility.

Traffic management around the venue were altered based on feedback in 2021. New drop off zones were created on Chelmsford Street and while it operated well it was underutilised by the public. The accessible drop off zone was moved to the southern end of Chelmsford Street and deemed fit for purpose by the auditors, however, some feedback was provided that the drop off zone was too far away. Further development of the current accessible plan should be undertaken for future large scale events at Apex Oval.

The structure of the food offering was altered in response to feedback received from the 2021 game which outlined a lack of variety of food and long queues. A dedicated area called Food Xpress was created with an increased number of food vendors to allow a greater capacity to cater for a crowd upwards of 10,000 people. The removal of the food vendors from the spectator areas allowed for greater capacity and less impact on the patrons in attendance. Only food vendors from Dubbo Region LGA were initially invited to participate and this was expanded to external vendors three weeks from the event when only seven local vendors had registered. On game day there were 17 vendors available for spectators.

Bar service in the general admission and grandstand area was managed by Group IX Rugby League. Overall, Group XI felt the event went well despite an approximate 12% decrease in income for the 2022 match. Group XI have recommended hosting a game in March or April for a warmer game and therefore increased revenue, plus a consideration for a Saturday night match.

The hospitality areas included the Summit Cranes VIP Function (55 guests), Maas Marquee (190 guests) and Grazing on the Grass with Kennards (130 guests). The food and beverage service of these areas was provided by Mudgee Made, Short Street Store and Dubbo Regional Council. It should be noted that Council did not receive any expressions of interest to supply the catering services to the hospitality areas and several local businesses were contacted directly but declined the opportunity. Mudgee Made were contacted and engaged after a referral by Souths.

Other event operations areas included security, emergency operations (medical, police, emergency evacuations), gate operations, crowd management, waste management, and production (audio visual, fox sports broadcasting, large screen, LED field screens). All areas were managed with minimal game day issues. Some areas that had challenges in 2021, such as queues for toilets and security, were identified and rectified in 2022. Three lost children were identified to the control centre; and whilst all children were located within a short period of time an improved communication to traffic management team would assist for lost persons at the time of egress.

Community Engagement

Council partnered with a number of different groups both prior to the game and on game day to ensure maximum community engagement between community and the NRL event. Souths Cares operated a community engagement program in the lead-up to the NRL game. Souths Cares visited 18 groups consisting of local primary schools, community groups, and conducted a rugby league clinic. Approximately 3,800 children and community groups were involved in the Souths Cares community engagement program.

Souths conducted their 'captain's run' on the day prior to the game in conjunction with the mega rugby league weekend which saw all Dubbo District Junior Rugby League Association games played in Dubbo. The captain's run was extremely well received by the community with children, families, players and supporters lining the playing field perimeter fence to get photographs, signatures and meet the South Sydney Rabbitohs players.

To ensure equitable access to the game, Council researched and applied for a Transport Access Regional Partnerships (TARP) Grants Funding and was successful. This allowed Council to provide free transport in Dubbo and Wellington with a grant of \$3,500 through a hail and ride service on game day. Flyers were sent out to all interagency networks, services, business and local links to inform the communities, however, unfortunately the service was not well utilised by the community (no participants from Wellington and minimal numbers on the Dubbo route).

Business Engagement

The Festival of Footy was created to increase local engagement and excitement leading up to the game. The Festival was launched in partnership with the Dubbo Chamber of Commerce on 21 April with an event at the Cyril Flood Rotunda. Funded under the NSW Government's Festival of Place, the launch included live entertainment and give-aways and following the launch a number of local restaurants provided special offers and created South Sydney-themed food and drinks.

As part of the Festival, residents and businesses were encouraged to decorate windows and shop fronts. All businesses that decorated their shop front participated in the shop-local campaign whereby customers who spent more than \$20 went into the draw to win a MyDubboRegion gift card. Twenty lucky shoppers shared \$2,000 and 204 customers spent a total amount of \$22,984.08 in participating during the four weeks of the campaign.

Council undertook a targeted sponsorship program to offset costs to Council and to provide opportunities to local organisations to benefit from the NRL game. Acknowledgements to the six local businesses provided significant support which were MAAS Group, Summit Cranes, Kennards, Simmo Signs, Macquarie Credit Union, Techni-Clean and Darkeye. Council also received support from a number of businesses which provided services or equipment to assist the arrangement and deliver of the event. Some community groups that provide significant resources (such as people to manage parking or pick up rubbish) were provided a donation for their assistance. Council provided over \$10,000 in the form of fee for service, good received, or donations to community groups (this does not include revenue acquired via food and beverage outlets).

Consultation/Feedback

The following feedback has been noted to provide comments from a wide range of stakeholders including the South Sydney Rabbitohs, attendees, community members and businesses within the Dubbo Region LGA. A survey is on exhibition for community, business and ticket holders to undertake. The following results have been provided from the ticket holders' survey that rated each area 8 out of 10 or above for 2022 and 2021.

	2022	2021
Game day experience	83%	77%
Access to information	67%	81%
Accessing the venue	75%	80%
Choice/service of food	58%	47%
Choice/service of beverages	60%	42%
Access to community programs	46%	54%
Access to players	45%	Question not asked
Likelihood to purchase tix in 2023 (or 2022) :	83%	90%

Number of respondents: 157

Comparing the current survey to 2021 results the key areas that for improvement are access to information (a significant reduction in satisfaction), access to community programs and access the South Sydney Rabbitohs players.

The community and business survey has also provided the following results. The business survey results noted that 40% of respondents had increased revenue of up to 15%, and 50% noted no increase in revenue. In addition, 75% of business respondents noted they rated 7/10 or higher in their level of satisfaction for council attracting the event, whilst 5% of respondents noted a 1/10 for their level of satisfaction. The community respondents were 80% that noted their level of satisfaction was 7/10 for council attracting the NRL event to Dubbo.

The below email has been received by Shannon Donato, Chief Commercial Officer for South Sydney Rabbitohs.

“On behalf of the South Sydney Rabbitohs, we would like to thank and commend Dubbo Regional Council on partnering with us to deliver such a successful raft of NRL themed community events in Dubbo.

Festivities and community activations kicked-off with the ‘Festival of Footy’, which did a great job in engaging the local community. Media, local businesses and Council all worked together to promote the Festival of Footy, which served to more deeply engage the community and assisted enormously in the ultimate success of the Match Day itself.

But of course, the numerous Football related and themed community events that took place in the weeks leading into the Match were about much more than just the NRL Match; it was about engaging with and benefitting the entire Dubbo community.

Leading into the Match, the Council, Rabbitohs and Souths Cares worked together to deliver multi-faceted community engagements in schools, community groups, the local business community – so that the entire community benefitted. All stakeholders and sectors of the community embraced and celebrated the many opportunities presented; ensuring successful and enjoyable outcomes for all.

We thank the Mayor Mathew Dickerson, CEO Murray Wood and his fantastic Management Team (with special mention to Kim Hague – Manager of Regional Events) on their outstanding

work, that benefitted the entire Dubbo community... as well as both Rabbitohs and Raiders in bringing NRL to the bush."

Overall, the feedback from Souths, community, businesses and attendees to the game has been very positive. Further information will be gathered in the coming weeks and provided to management if required. Should Council renew the contract with Souths, concerns and issues raised through the consultation and feedback will be addressed for future games held in Dubbo.

Resourcing Implications

Current operating revenue are estimated to include NSW State Government funding (\$150,000), sponsorship and food and beverage income (\$80,000) and ticket sales (\$229,000). Early estimates show an overall cost to Council to deliver the event of \$67,000 in 2022. This cost is attributed to \$25,000 less in expected income through ticket sales, plus \$42,000 of expenses not budgeted for. Unbudgeted expenses included \$10,000 for field preparation, \$12,000 additional costs for event equipment (toilets and event infrastructure), \$13,000 for internal staff costs for traffic control, and \$7,000 for staff overtime costs for event delivery. In addition, Council redirected staff to the NRL game of an estimated 841 hours (Regional Events, Recreation and Open Spaces, Community Services and game day volunteers) plus Liveability operations staff undertook field preparation at a cost of \$42,000. This represents an internal reallocation of staff resources, rather than a direct expense to Council.

Total Financial Implications	Current year (\$)	Current year + 1 (\$)	Current year + 2 (\$)	Current year + 3 (\$)	Current year + 4 (\$)	Ongoing (\$)
a. Operating revenue	460,000	0	0	0	0	0
b. Operating expenses	527,000	0	0	0	0	0
c. Operating budget impact (a – b)	-67,000	0	0	0	0	0
d. Capital Expenditure	0	0	0	0	0	0
e. Total net impact (c – d)	-67,000	0	0	0	0	0
Does the proposal require ongoing funding?		No				
What is the source of this funding?		General Fund				

Table 1. Ongoing Financial Implications

Next Steps

- Council to consider contract renewal with Souths by 30 June 2022
- Further analysis on expenses, marketing activity and economic benefits when information becomes available.



REPORT: Dan Robinson Memorial Signage

DIVISION: Community, Culture and Places

REPORT DATE: 10 June 2022

TRIM REFERENCE: ID22/1157

EXECUTIVE SUMMARY

Purpose	Seek endorsement	Seek direction or decision
Issue	<ul style="list-style-type: none"> Provision of a sign in memory of Dan Robinson 	
Reasoning	<ul style="list-style-type: none"> Recognition of the significant contribution the Robinson Family provided to Dubbo Regional Council. 	
Financial Implications	Budget Area	Recreation and Open Space – Recreation and Sporting
	Funding Source	Sporting Facilities - Maintenance
	Proposed Cost	\$2000
	Ongoing Costs	NA
Policy Implications	Policy Title	Memorial Plaques and Donation of Park Furniture and Tree Policy
	Impact on Policy	No impact – implementation of policy

STRATEGIC DIRECTION

The 2040 Community Strategic Plan is a vision for the development of the region out to the year 2040. The Plan includes five principle themes and a number of strategies and outcomes. This report is aligned to:

Theme: 4 Community Leadership
 CSP Objective: 4.2 Our civic leaders represent the community
 Delivery Program Strategy: 4.2.1 The community acknowledges that Dubbo Regional Council is a representative and responsive Council

RECOMMENDATION

1. That Council supports the naming of the Dan Robinson Scoreboard at Apex Oval Field 2.
2. That correspondence be sent to the family of Mr Dan Robinson advising them of Council decision to support the naming of the Apex Oval Field 2 Scoreboard.
3. That Dubbo District Junior Rugby League be notified of the Council decision to support the naming of the Apex Oval Field 2 Scoreboard.
4. That the Sporting Asset Coordinator organise the production and installation of the signage at Apex Oval Field 2.

John Watts
Director Community, Culture and Places

IM
Manager Recreation and Open Space

BACKGROUND

On 23 January 2010 Dan Robinson, a former Dubbo resident who played sport for a number of Dubbo junior clubs, was tragically killed in England. Family and friends of Dan Robinson set about raising funds to support the Robinson Family in returning Dan's body to Australia so he could be laid to rest.

Given the funds raised exceeded the costs associated with Dan Robinson's return of his body to Australia and subsequent funeral, the Robinson Family opted to donate funds to a number of organisations. To support the development of the amenities building sporting at Victoria Park 2/3, the Robinsons donated \$25,158.50 to Dubbo Regional Council on 4 June 2011.

REPORT

Consultation

In May 2021, Chris and Larry Robinson contacted Dubbo Regional Council and met with the Manager Recreation and Open Space and Recreation Coordinator to request a memorial that commemorated Dan Robinson and also recognised the donation the Robinson Family made to Dubbo Regional Council. The Robinson Family initially indicated they would like a sign on the scoreboard at Victoria Park No. 2 Oval being 'Dan Robinson Scoreboard'.

In January 2022 the Robinson Family submitted a Memorial Application to Dubbo Regional Council requesting the scoreboard signage and that fund be identified within the Recreation and Open Space budget to fund the production and installation of the sign given the significant contribution the family made to Dubbo Regional Council.

In May 2022 the Robinson Family contacted the Recreation Coordinator to request the scoreboard signage be installed at Apex Oval Field 2 instead of Victoria Park No. 2 Oval. The request came as a result of discussions with family and friends who were involved in raising the funds and due to Dan's involvement in St Johns Junior Rugby League.

Correspondence has been sent out to Dubbo District Junior Rugby League Association with regard to the proposal for the Dan Robinson Scoreboard signage and to date no objections have been received.

As this is an internal name within an existing facility there is no need to involve either the Geographic Names Board of NSW or the Ad hoc Geographical Names Board in this decision.

Resourcing Implications

As the scoreboard at Apex Oval Field 2 already exists and a design has been produced in line with Council branding (see **Appendix 1**), the sign would be produced and installed on the top of the scoreboard.

Total Financial Implications	Current year (\$)	Current year + 1 (\$)	Current year + 2 (\$)	Current year + 3 (\$)	Current year + 4 (\$)	Ongoing (\$)
a. Operating revenue	0	0	0	0	0	0
b. Operating expenses	2,000	0	0	0	0	0
c. Operating budget impact (a – b)	-2,000	0	0	0	0	0
d. Capital Expenditure	0	0	0	0	0	0
e. Total net impact (c – d)	-2,000	0	0	0	0	0
Does the proposal require ongoing funding?		No				
What is the source of this funding?		General fund – maintenance (Operations)				

Table 1. Ongoing Financial Implications

Timeframe

Key Date	Explanation
June 2022	Design to production
July 2022	Signage installed

Next Steps

Robinson Family to be formally notified of the outcome of the Memorial Application and the process for the production and installation of the 'Dan Robinson Scoreboard' memorial sign.

APPENDICES:

- 1 [Dan Robinson Scoreboard - Sign Design](#)

Dan Robinson Scoreboard





REPORT: Renaming of the Crown Reserve R520039 to Tony Kelly Reserve or naming the Number One Oval Change Room/Amenity/Function Building the Tony Kelly Pavilion

DIVISION: Community, Culture and Places
REPORT DATE: 14 June 2022
TRIM REFERENCE: ID22/1159

EXECUTIVE SUMMARY

Purpose	Seek endorsement	Seek direction or decision
Issue	<ul style="list-style-type: none"> Naming of the Reserve No. 520039 (Victoria Park No.1) to Tony Kelly Reserve or naming the Number One Oval Change room/amenity/function building to Tony Kelly Pavilion. 	
Reasoning	<ul style="list-style-type: none"> Recognition of long term and significant contribution by Mr Anthony (Tony) Kelly in the development of Dubbo, and sport within the city. Proposal meets the <i>Geographic Names Act 1966</i> requirements 	
Financial Implications	Budget Area	Community, Culture and Places - Recreation and Open Space
	Funding Source	
	Proposed Cost	\$2,000 (year 1)
	Ongoing Costs	\$500 every second year
Policy Implications	Policy Title	There are no policy implications arising from this report.

STRATEGIC DIRECTION

The 2040 Community Strategic Plan is a vision for the development of the region out to the year 2040. The Plan includes five principle themes and a number of strategies and outcomes. This report is aligned to:

Theme: 4 Community Leadership
 CSP Objective: 4.2 Our civic leaders represent the community
 Delivery Program Strategy: 4.2.1 The community acknowledges that Dubbo Regional Council is a representative and responsive Council

RECOMMENDATION

- 1. That Council make a determination on the matter, noting that the options include:
 - a. Status quo and existing name remains; or**
 - b. That Council rename the Crown Reserve the Tony Kelly Reserve; or**
 - c. That Council renames the change room/amenity/function building the Tony Kelly Pavilion.****
- 2. That correspondence be sent to the family of Mr T. Kelly advising them of Council's decision.**
- 3. That the community be advised of Council's decision.**

John Watts
Director Community, Culture and Places

IM
Manager Recreation and
Open Space

BACKGROUND

Mr Kelly was employed by Dubbo City Council from 26 June 1968 until his retirement in November 2004, some 36 years of service including 30 years as Town Clerk/General Manager. During his tenure Mr Kelly significantly contributed to the development of Dubbo with some of his lasting legacies including:

- The Serisier Bridge and its location on Erskine Street,
- The Macquarie River sporting facilities encompassing the Lady Cutler Ovals, Hans Clavan Fields, the Nita McGrath Netball Courts, John McGrath Fields, Bob Dowling Ovals and Katrina Gibbs Fields, and
- The development and enhancement of the cycleway out to the Taronga Western Plains Zoo and around the West Dubbo river bank and across the cycleway bridge to link Tamworth Street.

Mr Tony Kelly died on Thursday, 26 November 2020 at 77 years of age.

Following the passing of Mr Kelly, a Mayoral Minute was tabled at the December 2020 Ordinary Meeting of Council.

Previous Resolutions of Council

7 December 2020	<i>That council resolve to take all necessary steps to name Victoria Park No. 1 Oval "Tony Kelly Oval" to acknowledge Mr Kelly's long-standing contributions to the Dubbo Region.</i>
-----------------	---

REPORT

Consultation

The naming of a place is as determined by the *Geographic Names Act 1966*. In the case of commemorative names;

The person commemorated should have contributed significantly to the area around the geographic feature or locality. When such a name is applied, it shall be given posthumously, at least one year after the decease of the person.

(Geographical Names Board of NSW).

As such, it was mandatory for Council to adhere to the timeline of advertising the proposed name for public comment, once 12 months after the date of death had been reached.

After the mandatory 12 month period had elapsed, the proposal to rename Victoria Park No.1 Oval to "Tony Kelly Oval" was placed on public exhibition from the 3 December 2021 to 3 January 2022. This period was then further extended to 17 January 2022 to take into account the Christmas and New Year period. This public exhibition was run by the Geographical Names Board of NSW).

At the end of the public exhibition period Council was advised that they had received a total of 59 comments, 22 in support and 37 rejecting the proposal. Council provided a response to each of the submissions rejecting the proposal, and confirmed Council's neutral position on the matter, leaving it to be considered by the Geographic Naming Board of NSW at their meeting on 8 March 2022. The Geographical Naming Board of NSW advised Council on 14 March 2022 that the proposal to rename the oval was abandoned.

Following the receipt of further information from Mr Kelly's family and conversations with the Geographical Naming Board of NSW, it was suggested that an alternative proposal of formally gazettement the Crown Reserve the "Tony Kelly Reserve" and retain "Victoria Park No. 1 Oval" for the oval itself. It was considered that this would effectively address the public concern about losing a historical name.

Note: the reserve (R520039) - Victoria Park No. 1, is separate from the remainder of Victoria Park and the other ovals. It has not been formally gazetted and Victoria Park No.1 Oval is considered an 'informal name.'

Advice received on 25 May 2022, through the Director Liveability, is that the family of Mr Kelly supports the proposal of renaming the parcel of Crown Land that Victoria Park No. 1 Oval is located on the "Tony Kelly Reserve."

For Council to proceed with this alternative proposal to have the reserve gazetted as "Tony Kelly Reserve," it will need to send formal correspondence to the Geographical Names Board (the Board) requesting a reconsideration of the proposal. This needs to outline the following:

1. what modification Council would like to proceed with,
2. how the objections received for "Tony Kelly Oval" have been addressed, and
3. a council resolution supporting the modified name.

Further discussions have been undertaken with Tony's wife, Mrs Kelly, concerning options to recognise Tony's contributions to the Dubbo community. Mrs Kelly indicated that she would consider options provided to her by Council. The naming of Number One Oval Change room/amenity/function building was offered. Mrs Kelly indicated that should Council give approval she would have further discussions with her family before agreeing.

This report seeks support on the naming of the parcel of land the "Tony Kelly Reserve" and retaining the name Victoria Park Oval No.1 for the oval itself or naming the Number One Oval Change room/amenity/function building to "Tony Kelly Pavilion."

Resourcing Implications

As the existing brick gates are already a memorial to George W Bell (dedicated 1932), an alternative naming point for the reserve will need to be established.

As an interim measure the existing sign, shown below, could be utilised for the purpose of identifying R520039 as "Tony Kelly Reserve."

Should the Number One Oval Change room/amenity/function building be named “Tony Kelly Pavilion” appropriate signage could be placed on the Pavilion at a similar cost.

This would provide Council, with collaboration with the family, the opportunity to have a more fitting sign erected recognising Mr Kelly’s long standing contribution to Dubbo.



Total Financial Implications	Current year (\$)	Current year + 1 (\$)	Current year + 2 (\$)	Current year + 3 (\$)	Current year + 4 (\$)	Ongoing (\$)
a. Operating revenue	0	0	0	0	0	0
b. Operating expenses	2,000	0	500	0	500	0
c. Operating budget impact (a – b)	-2,000	0	-500	0	-500	0
d. Capital Expenditure	0	0	0	0	0	0
e. Total net impact (c – d)	-2,000	0	-500	0	-500	0
Does the proposal require ongoing funding?	Yes – minor maintenance					
What is the source of this funding?	General fund – maintenance (Operations)					

Table 1. Ongoing Financial Implications

Planned Communications

Following Council's endorsement of this alternative proposal to formally gazette the parcel of land that Victoria Park No. 1 Oval is located the "Tony Kelly Reserve" formal correspondence would be sent through to the Geographical Names Board of NSW addressing their identified requirements.

The family of Mr Kelly would be sent correspondence advising them of Council's resolution to have the name of Tony Kelly Reserve considered by the Geographical Names Board of NSW. Alternatively, Mr Kelly's family would be advised of Council's resolution to name the Number One Oval Change room/amenity/function building to "Tony Kelly Pavilion."

The broader Dubbo community would be advised through media releases (traditional and social) that an alternative proposal is being considered that recognises the contribution of Mr Kelly and retains the historical name of Victoria Park No.1 Oval.

Timeframe

Key Date	Explanation
23 June 2022	Council resolution supporting the naming of the reserve "Tony Kelly Reserve" or the naming of the Number One Oval Change room/amenity/function building to "Tony Kelly Pavilion."
30 June 2022	Correspondence sent through to Geographical Names Board of NSW and the family of Mr Kelly advising them of the proposal.
July/August 2022	Consideration of proposed name by Geographical Names Board of NSW.



REPORT: Community Services Fund 2021/2022 - Community Benefit Funding in Accordance with Section 356 Local Government Act 1993 - Correction

DIVISION: Community, Culture and Places
REPORT DATE: 7 June 2022
TRIM REFERENCE: ID22/1151

EXECUTIVE SUMMARY

Purpose	Seek endorsement Addressing Council resolution	Approve grant funding recommendation amendment
Issue	<ul style="list-style-type: none"> Provide Council with the additional successful application of \$750.00 from Dubbo Legacy under Community Services Fund Round 2 of 2021/2022 	
Reasoning	<ul style="list-style-type: none"> The report which was presented to the Ordinary Council Meeting on the 26 May mistakenly omitted the recommendation of \$750.00 for the Dubbo Legacy a Division of Orange Legacy application. The total grant funding of \$45,568 still remains the same (as presented in the previous report). 	
Financial Implications	Budget Area	Community Services
	Funding Source	Budgeted Operational Expense Unexpended funds returned
	Proposed Cost	\$45,568
	Ongoing Costs	\$150,000 per year ongoing, inclusive of \$30,000 allocation for Financial Assistance program funding.
Policy Implications	Policy Title	Financial Assistance Policy
	Impact on Policy	Alignment

STRATEGIC DIRECTION

The 2040 Community Strategic Plan is a vision for the development of the region out to the year 2040. The Plan includes five principle themes and a number of strategies and outcomes. This report is aligned to:

Theme: 5 Liveability
CSP Objective: 5.3 The lifestyle and social needs of the community are supported
Delivery Program Strategy: 5.3.1 The social services requirements of our community are met

RECOMMENDATION

That council allocate \$750.00 from the existing Community Services fund Round 2 (\$45,568), to the successful application made by Dubbo Legacy a Division of Orange Legacy.

John Watts
Director Community, Culture and Places

CW
Manager Community
Services

BACKGROUND

In a report to the Infrastructure, Community and Recreation Committee on 10 September 2018 (**Appendix 1**), it was determined that community groups previously funded by the former Dubbo City and Wellington Council were required to apply through a public process available to the wider community for any donation they wish to receive from Council that enables them to deliver services to the community.

The framework under which Council considers and determines donations relates to the requirements of Section 356 of the Local Government Act 1993 (the Act) whereby Council may contribute money or otherwise grant financial assistance to persons for the purpose of exercising its functions.

Generally, only one round of CSF is conducted annually at the beginning of each financial year. However, as outlined in a report to Council on 26 July 2021, there were insufficient eligible applications to grant the full allocation of \$120,000 available. With the provision of \$74,432 funded, the balance is made available through a second round in 2021/2022.

Previous Resolutions of Council

25 May 2022	<ol style="list-style-type: none">1. That the applications detailed in Table 2, reviewed and considered by Dubbo Regional Council, be noted.2. That Council allocate \$45,568 to the community based organisations the following funds in accordance with Section 356 of The Local Government Act 1993 and notification to be sent to each successful applicant:<ul style="list-style-type: none">• SOMAD - Songwriters and Original Musicians Association of Dubbo \$1,197• Western Region Academy of Sport \$3,218• Guide Dogs NSW/ACT \$3,790• Dubbo and District Pipe Band \$2,500• Comobella Hall Trust \$8,663• Dubbo & District Parent Support for Deaf/Hearing Impaired Inc \$8,500• Lourdes and Community Services \$3,500• Dubbo Filmmakers Inc \$3,000• U3A Dubbo Chapter Inc \$3,000• Walter T Grant memorial seniors social club \$7,4503. That all unsuccessful applicants be advised of Council's Grants Hub, as well as other funding opportunities and any advice to assist future applications for council financial assistance.4. Please note that the Director Liveability did not provide any comment or consideration for the Dubbo and District Pipe Band application due to a conflict of interest.
-------------	---

The above carried motion of Council meeting dated 26 May 2022 shows the listed recommended successful applicants of the Community Services Fund Round 2. The above list only totals \$44,818. The total of the Community Services Fund Round 2 that Council has allocated is; \$45,568. This highlights the missing \$750.00 from the Dubbo Legacy application which should have been listed in the recommendation list.

Below is the **Table 2** of recommendations which was listed in the report to Council on 26 May 2022. The Dubbo Legacy application for \$750.00 mistakenly omitted. There is only 19 listed and there should be 20:

Applicant	Project	Funds Requested	Funds Recommended	Comments
SOMAD - Songwriters and Original Musicians Association of Dubbo	PA system lights upgrade: Stage lights truss system - \$539 2x Stage blinder lights - \$658	\$1,197	\$1,197	
Western Region Academy of Sport	2022 annual operation of Western Region Academy of Sport – 31 local athletes and six local coaches are supported by 2022 WRAS program.	\$3,218	\$3,218	
Guide Dogs NSW/ACT	Independent living - Dubbo LGA: 420 hours (~12hrs/Client) of specialist service delivery over 12 months @ \$80 p/h - \$33,600 Marketing & promotion improve awareness of services - \$500 Project management, monitoring and evaluation \$3,410	\$20,000	\$3,790	
Dubbo and District Pipe Band	Purchase tartan, chanter reeds and instrument parts	\$2,500	\$2,500	
Comobella Hall Trust	Electrical upgrade: Contractor cost \$3,610 Contractor travel \$209 Ceiling fans \$3,000 Electrical supplies \$1844	\$8,663	\$8,663	
Transition Dubbo	Transition Dubbo Seed Library: Seeds (vegetable, ornamental, native plants) \$590 Construction of seed box \$250 Seed envelopes, labels, fact sheets, flyers \$360	\$1,200	\$1,200	
Dubbo & District Parent Support	Hear our Heart Ear Bus Project: Grason Stadler GSI 39 Tympanometer \$8,000 HEINE mini 3000 Otoscope with handle	\$8,500	\$8,500	

Ground for Deaf-Hearing Impaired Inc	and disposable tips \$500			
Lourdes and Community Services	Dementia Choir: Music teacher \$4,000 Accompanist \$4,000 Music books, printing, equipment \$2,000 Hall hire \$1,000 Advertising \$1,000 Learning CDs \$300 Refreshments \$1,000	\$13,300	\$3,500	Part provision - wages are ineligible
Dubbo Filmmakers Inc	Script to Screen Workshops: Miller DS10 Fluid Head \$839.00 Also with tripod & bag \$1,399.00 2 Mobile Rig Cages \$39.90 2 Røde Apple Adaptors \$70.20 2 Røde Android Adaptors \$38.00 Microphone hard case \$97.99 2 Black Eye Lens Kit \$556.00 2 Rode NTG5 Kit \$718.20 2 ULANZI 1.55XT Anamorphic Lens Filmmaking Lens \$248.72 Shipping costs \$100.00 Workshop tuition \$880.00	\$4,987	\$3,000	Part provision – equipment requirements
U3A Dubbo Chapter Inc.	Interactive Smartboard: CommBox Interactive 86 Inch, motorised combi mobile stand and premium sound bar \$8,790 Installation / configuration \$1,000	\$9,790	\$3,000	Part provision
Walter T Grant Memorial Seniors Social Club	Venue hire \$6,292 Bus Trip \$1,000 Tables \$252 Christmas dinner - \$600	\$10,000	\$6,250	Part provision - part venue hire and tables
Connecting Community Services	Aboriginal Mens Shed: Tools \$2,500 Tables, chairs, shelving, storage \$1,600 Indigenous craft resources \$2,300 Shed rental \$1,600	\$8,000	-	
St Vincent de Paul Society	Plastic Recycling Project: Moulds for recycled coat hangers, used in store \$24,260	\$24,260	-	
QOE Health Pty Ltd	Streetscape laneway art: Artist Mr Jack Randell \$3,800 Aluminium sheets and fixtures \$2,000 Paint and miscellaneous \$2,000 Consultation/communication /engagement \$500	\$8,300	-	
Connected AU	School Connectedness Program for 10 schools: Registration to Connected AU	\$10,000	-	

	Programming Platform \$1,000 Resource packs / delivery \$9,000			
Rural Financial Counselling Services	Post Covid-19 Small Business Health Check: Venue hire catering \$676.40 Printing \$145 Marketing - social media, radio, newspapers \$1,000 Project Management/ administration - 16 hours - \$655	\$2,476	-	
Murdi Paaki Regional Rugby League Council Inc T/as Creative Community Concepts	A Day of Fun with a Colour Run: BBQ supplies \$350 Vehicle / travel expenses \$348 Equipment hire \$500 Colour Run pack \$620 Inflatable arch hire \$300 Event promotion and promotional items \$1,000	\$3,118	-	Event - ineligible
Wellington Community Progress and Action Group	Wellington Wiradjuri Project: Original clay sculpture, moulding & casting, ceramic moulding, bronze casting, finishing and instillation \$95,000	\$95,000	-	Other Council funding provision
RSPCA NSW	Dubbo Pet Owners Emergency Support: Injury treatment while escaping domestic violence & vaccinations \$5,000 Foster carer supplies \$3,000 Local pet boarding facility \$100	\$8,100	-	
		\$243,360	\$45,568	

REPORT

- The CSF offers grants opportunities for community groups for identified programs or projects and assessed using an open call for applications. Applications were open for a period of four weeks (14 March 2022 – 11 April 2022) via the Smarty Grants online program.

Consultation

- Director Liveability, Manager Community Services, Executive Officer Liveability and Liveability Executive Support were involved in review and approval of fund eligibility criteria and guidelines (**Appendix 2**).
- Please note the Director Liveability did not provide any comment or consideration for the Dubbo and District Pipe Band application due to a personal relationship with the applicant.
- Media releases, weekly Council Column advertisements and public display on Dubbo Regional Council (DRC) website were conducted during March and April 2022.
- Grant information was sent through to regions Interagency networks through Community Services connections.

- All successful and unsuccessful applicant groups and organisations from all Community Services fund programs since 2017 were emailed notification of the grant information and closing date.

Resourcing Implications

- Internal staff resourcing was required for creation of online Smarty Grant version, implementation, delivery and administration of this funding program.
- Staff resourcing has been sourced from; Liveability Administration, Director Liveability, Manager Community Services, Communication and Media team and Financial Partners.
- \$120,000 funding has been allocated under Council's Community Services Branch's operational budget.
- The ongoing annual commitment of \$150,000 (\$120,000 CSF/\$30,000 Financial Assistance Program (FAP)) has been included in 2022/2023 Draft Budget.

Total Financial Implications	Current year (\$)	Current year + 1 (\$)	Current year + 2 (\$)	Current year + 3 (\$)	Current year + 4 (\$)	Ongoing (\$)
a. Operating revenue	0	0	0	0	0	0
b. Operating expenses	750	0	0	0	0	0
c. Operating budget impact (a – b)	-750	0	0	0	0	0
d. Capital Expenditure	0	0	0	0	0	0
e. Total net impact (c – d)	-750	0	0	0	0	0
Does the proposal require ongoing funding?	No					
What is the source of this funding?	Community services Fund – 356 Donations					

Table 1. Ongoing Financial Implications

Preferred Option

- All 20 submitted applications that were assessed on key criteria are outlined below with highlighted Dubbo Legacy A Division of Orange Legacy.

Applicant	Project	Funds Requested	Funds Recommended	Comments
Dubbo and District Pipe Band	Purchase tartan, chanter reeds and instrument parts	\$2,500	\$2,500	
Walter T Grant memorial seniors social club	Venue Hire, Bus trip, Christmas Dinner purchase tables	\$10,000	\$6,250	Part provision - venue hire and tables

SOMAD - Songwriters and Original Musicians Association of Dubbo	Stage lights truss system, 2x stage blinder lights	\$1,197	\$1,197	
Western Region Academy of Sport	2022 annual operation of Western Region Academy of Sport in Dubbo Region	\$3,218	\$3,218	
Lourdes and Community Services	Dementia Choir	\$13,300	\$3,500	Part provision - wages are ineligible
Guide Dogs NSW/ACT	Independent Living for People with Low Vision or Blindness in Dubbo LGA	\$20,000	\$3,790	
Dubbo Filmmakers Inc	Script to Screen Workshops	\$4,987	\$3,000	Part provision – equipment requirements
U3A Dubbo Chapter Inc	Interactive Smartboard	\$9,790	\$3,000	Part provision
Dubbo Legacy, A Division of Orange Legacy	Widow's electricity and gas assistance	\$750	\$750	
Comobella Hall Trust	Electrical upgrade including fans	\$8,663	\$8,663	
Transition Dubbo	Seed Library	\$1,200	\$1,200	
Dubbo & District Parent Support Ground for Deaf/Hearing Impaired Inc	GSI 39 Tympanometer and Mini 3000 Otoscope	\$8,500	\$8,500	
Connecting Community Services	Aboriginal Mens Shed	\$8,000		
St Vincent de Paul Society	Plastic Recycling Project	\$24,260		
QOE Health Pty Ltd	Streetscape laneway ART	\$8,300		
Connected AU	School Connectedness Program	\$10,000		
Rural Financial	Post Covid-19 Small	\$2,476		

Counselling Services	Business Health Check			
Murdi Paaki Regional Rugby League Council Inc T/as Creative Community Concepts	Colour Run event	\$3,118		Event - ineligible
Wellington Community Progress and Action Group	Wellington Wiradjuri Project	\$95,000		Project recommended for other Council funding
RSPCA NSW	Dubbo Pet Owners' Emergency Support	\$8,100		

- An assessment panel Director Liveability, Manager Community Services, Coordinator Family Day Care and the Parks and Bushcare Officer assessed each application independently on the following key criteria:
 1. Deliver social, cultural or environmental benefits to the communities of the Local Government Area
 2. The project or program must address an identified community priority
 3. Demonstrate the capacity to manage funds and deliver the project within 12 months
 4. Demonstrate how the funding shall enable the community based organisation to deliver a service/benefit to the community
- The panel met 29 April 2022 to further discuss individual assessments and consider eligibility, as well as a governance review based on eligibility criteria and guidelines – **Appendices 2** with the following consideration and outcomes that impacted the recommendations:
 - Lourdes and Community Services application included wages which are ineligible
 - Murdi Paaki Regional Rugby League Council Inc. application for event is ineligible
 - Wellington Community Progress and Action Group have been recommended for funding as part of FAP 2021/2022 Round 1, which excluded the application for receiving funding under CSF 2021/2022 for the same activity in the same financial year
- Remaining eligible applications were recommended funding based on aggregate assessment.

Next Steps

- All successful recipients of funding shall be advised in writing and the requirements of fund provisions including expenditure and acquittal timeframe, as well as acquittal form.

APPENDICES:

- 1 [↓](#) community services fund 2018/2019 community benefit funding in accordance with section 356 Local Government Act 1993
- 2 [↓](#) Eligibility Criteria and Guidelines - Community Services Fund - March 2022
- 3 [↓](#) Report - Ordinary Council Meeting - 26/05/2022 - Community Services Fund 2021/2022 - Community Benefit Funding in Accordance with Section 356 Local Government Act 1993



**REPORT: Community Services Fund
2018/2019 - community benefit funding
in accordance with Section 356 Local
Government Act 1993**

**AUTHOR: Director Community and Recreation
REPORT DATE: 7 August 2018
TRIM REFERENCE: ID18/1268**

EXECUTIVE SUMMARY

As an element of considering the draft 2018/2019 Budget, Council at the Budget Review Workshop determined that community groups previously funded by the former Dubbo City and Wellington Council's shall be required to apply through a public process available to the wider community for any donation they wish to receive from Council that enables them to deliver services to the community.

The framework under which Council considers and determines donations relates to the requirements of Section 356 of the Local Government Act 1993 whereby Council may contribute money or otherwise grant financial assistance to persons for the purpose of exercising its functions.

Council allocated funding for total discretionary donations of \$625,636 over the four years of the budget with the first year being 2018/2019 with an available sum of \$150,996. Also being reviewed as an element of the annual community donation review is the previous allocation of \$160,000 for the Dubbo Neighbourhood Centre per annum.

For the 2018/2019 financial year, Council invited submissions from community based organisations for a donation that enables that organisation to deliver services to the community. To be successful for funding, community organisations projects must meet the following criteria:

- 1) Deliver social, cultural or environmental benefits to the communities of the Local Government Area;
- 2) Address an identified community priority;
- 3) Demonstrate how the funding shall enable the community based organisation to deliver a service to the community; and
- 4) The organisation must demonstrate the capacity to manage funds and deliver the project.

There can only be one application per organisation.

There were 22 applications totalling \$283,754.00 for an available pool of approximately \$310,996.00. Given this a new approach to long held Council community donations and there is a large number of community focused grants put before the community in recent months

it is likely some previous recipients of Council funding did not apply due to confusion between funding streams. However all groups were afforded the same opportunity to apply to a publicly advertised grant application process.

Council held a workshop on Monday 3 September 2018 to review applications against the Community Service Fund guidelines. The outcome of the workshop is reflected in the recommendation to fund specific community groups in accordance with legislative requirements.

ORGANISATIONAL VALUES

Customer Focused: The Community Services Fund provides funding to successful organisations to enable them to provide services to the community.

Integrity: All applications were considered in a transparent manner with regards to the funding criteria contained within the funding application.

One Team: Council is working with community based organisations to deliver services to the wider community through an equitable and transparent grant funding program.

FINANCIAL IMPLICATIONS

The budget has been allocated in the forward four year budget. In addition \$30,000 per annum is still available for the community focused Financial Assistance Grants in two rounds of \$15,000.

POLICY IMPLICATIONS

There are no policy implications arising from this report.

RECOMMENDATION

1. That the information contained within the report of the Director Community and Recreation dated 7 August 2018 be noted.
2. That Council allocate to the community based organisations the following funds in accordance with Section 356 of The Local Government Act 1993:
 - a) Central West Leadership Academy \$5,300.00
 - b) Dubbo & District Pipe Band \$1,500.00
 - c) University of the Third Age, Dubbo Chapter Inc \$3,197.00
 - d) Orana Support Service Inc \$2,654.00
 - e) Oriscon Inc \$700.00
 - f) Life Education NSW \$7,400.00
 - g) Wellington Information & Neighbourhood Services Inc \$20,000.00
 - h) Orana K9 Training Club Inc \$3,536.00
 - i) Dubbo Neighbourhood Centre \$160,000.00
 - j) Western Region Academy of Sport \$2,847.00
 - k) Dubbo and District Preschool Kindergarten Inc \$4,000.00
 - l) City of Dubbo Eisteddfod Society Inc \$10,000.00
 - m) Walan Wirringah Women's Group - Community Garden \$10,000.00
 - n) Orana Early Childhood Intervention and Education Project Inc \$2,500.00
 - o) Victims and Witnessess of Crime Court Support (VWCCS) \$6,000.00
 - p) Lifeline \$15,000
3. That all applicants be advised of the outcomes of their funding application and unsuccessful applicants be advised as to other opportunities to obtain funding from either other Council funding streams or external opportunities. Other Council funding streams include:
 - a) Event Development Fund,
 - b) Major Event Sponsor Program
 - c) Chief Executive Officer's Sponsorship Fund
 - d) Financial Assistance Grant
4. That Council continue the Financial Assistance Grants totalling \$30,000 to be released in two separate tranches of \$15,000.

Murray Wood
Director Community and Recreation

BACKGROUND

Funding has previously been allocated for regular annual donations for each year with the following list identifying which group and the funding provided.

Dubbo Rescue Squad

To offset operational costs such as insurance, maintenance of depot and purchase of new equipment \$11,300

Life Line

To offset operational costs of providing a telephone service to Dubbo LGA residents \$10,000

Dubbo Merino and Sheep Show and Sale

Sponsorship of this annual event held at the Dubbo Showground \$500

University of the Third Age

To offset the cost of hiring rooms at the Western Plains Cultural Centre to conduct classes \$385

Dubbo Golf Club

To sponsor the Mayor's annual golf trophy tournament \$400

Western Region Poll Hereford Association

Sponsorship of this annual event held at the Dubbo Showground \$500

Rawsonville Hall Trust

To offset operational costs such as insurance and maintenance and repairs to the community hall \$650

Orana Toy Library

To offset the cost of purchasing new toys and insurance \$665

Ballimore and District Progress Association

To offset the costs of maintaining the Ballimore Hall \$700

East Dubbo Girl Guides

To offset operational costs and maintenance of the Guides Hall \$380

Orana Country Music Association

To offset costs to conduct the annual Country Music Festival in Dubbo \$500

Dubbo Grey Hound Racing Club

To sponsor an annual Mayor's Cup race event at Dawson Park, Dubbo \$3,000

Dubbo Harness Racing Club

To sponsor an annual Mayor's Cup race event at the Showground Paceway \$2,000

<u>Eumungerie Coboco RSL Sub Branch</u> To offset costs of maintaining the Eumungerie Hall	\$440
<u>Orana Early Childhood Intervention</u> To offset operational costs such as insurance, purchasing new equipment and centre maintenance	\$2,350
<u>Dubbo Artz</u> To produce 800 coloured copies of a bimonthly cultural newsletter distributed to the community.	\$3,000
<u>Dubbo Neighbourhood Centre</u> To offset the costs of premise rental and operational costs of the centre such as insurance and electricity	\$160,000
<u>Dubbo Neighbourhood Centre</u> For seniors' activities	\$5,000
<u>Orana Mobile Life Education Van</u> To offset the operational costs of the Van which visits schools in the Dubbo LGA	\$6,168
<u>Royal Flying Doctor Service</u> To cover landing fees for use of the Dubbo City Regional Airport	\$27,500
<u>Multi Cultural Festival</u> To offset the costs of conducting an annual Multi Cultural Festival	\$15,000
<u>Dubbo Eisteddfod</u> To offset hire fees at the Dubbo Regional Theatre and Convention Centre for the annual Eisteddfod	\$8,000
<u>Macquarie Philharmonia Orchestra</u> To offset costs of the Orchestra conducting musical performances throughout the Central West of NSW	\$5,000
<u>Carols By Candlelight</u> To offset the hire fees and other charges to use Victoria Park Number 1 Oval for this annual community event	\$2,500
<u>Dubbo and District Concert Band</u> To offset the cost of new instruments, music, uniforms and insurance for the for the Band's assets	\$4,662
<u>Dubbo Pipe Band</u> To offset the cost of new instruments and music for the Band	\$1,300

Western Region Academy of Sport

A per capita contribution to the Academy for young people to participate in high level sports coaching \$2,366

As an element of considering the draft 2018/2019 Budget, Council at the Budget Review Workshop determined that community groups previously funded by the former Dubbo City and Wellington Council's shall be required to apply through a public process available to the wider community for any donation they wish to receive from Council that enables them to deliver services to the community.

REPORT

For the Community Services Fund 22 applications for funding were received requesting a total of \$283,754. Criteria for applying for the funding was included on the application form.

Councillors were provided copies of all applications submitted by community groups and a scoring spreadsheet to independently assess each submission against 4 criteria. They were:

1. Deliver social, cultural or environmental benefits to the communities of the Local Government Area;
2. Address an identified community priority;
3. Demonstrate how the funding shall enable the community based organisation to deliver a service to the community; and
4. The organisation must demonstrate the capacity to manage funds and deliver the project.

Subsequently a workshop was held for Councillors to discuss the results of their individual assessments and to determine the successful submissions.

A summary of the successful projects are as follows:

Central West Leadership Academy \$5,300

To run a series of gifted education extension holiday camps to service gifted students from the regions. To buy STEM equipment and develop modules that allow holiday extension programs on an ongoing basis. To purchase Discovering STEM engine physics sets and Little Bits sets plus extraneous materials for engineering. The curriculum to suit students in years 4-8 and to offer a week of low cost extension days.

University of the Third Age, Dubbo Chapter Inc \$3,197

Funds to assist with running the classes and to offset costs of WPCC room hire.

Orana Support Service Inc \$2,654

To purchase a small indoor/outdoor cinema system that consist of a pull up screen, project and powered speakers. Cinema will be used to provide school aged children with access to weekly movies, YouTube music/dance/arts, karaoke, computer base displays of the children's achievements and other communication types that overcome numeracy and literacy barriers

in children. This cinema will further be used in adult and parent gatherings where visual display media is seen to address the participants' communication barriers.

Oriscon Inc \$700

The funds will be used to hire the Pipe Band Hall for their regular meetings. These meetings are usually monthly but prior to large events a couple of meetings are required. Meetings are critical to good project management of events as well as building cultural knowledge and understanding.

Life Education NSW \$7,400

To provide Life Education's preventative health program, take home workbook and parent handouts to children in the Dubbo Regional Council area. The target is to reach 1,850 children. At \$4 per child will provide the take home workbook and parent's handout.

Wellington Information and Neighbourhood Services Inc \$20,000

To assist in meeting the number of fixed costs such as rent at around \$16,000 pa., gas and electricity costs approximately \$12,000 pa. Financial assistance with those fixed costs, WINS would be able to offer further and better services to the people of Wellington including expanding the programs we offer. The service needs to broaden its scope in order to survive as well as continue providing the assistance it currently does. The staff and Board are committed to doing just this.

Marathon Health \$13,090

In honour of this year's NAIDOC theme; Marathon Health seeks funding to provide the #eatspeak program, an invaluable health service for 202 Aboriginal and Torres Strait Island (ATSI), young women (years 8-12) from Dubbo high schools across, Delroy, South and Senior Campuses in partnership with the Girls Academy.

Dubbo Neighbourhood Centre \$160,000

Funding to go towards the running costs of rent and overheads and administration fees

Dubbo Harness Racing Club \$3,000

To assist with running the Dubbo Carnival of Cups which is held each year in conjunction with the Dubbo Show.

Western Region Academy of Sport \$2,847.00

This funding will offset the cost of the programs run by WRAS for AFL, basketball, cycling, golf, hockey, lone star, high performance, para-sports and netball athletes.

City of Dubbo Eisteddfod Society Inc \$10,000

To provide the forum for performance in the disciplines of Dance, Instrumental, Vocal & Choral and Speech and Drama the Eisteddfod Society relies completely on income from entry fees, sponsorship, donations and community funding. The cost of running the Eisteddfod each year exceeds \$70,000. The costs are made up of: prize money; trophies; adjudicator fees; accommodation; travel and meals; venue hire; hire of equipment; printing costs; and insurance cover.

Orana Early Childhood Intervention and Education Project Inc \$2,500

Given the increasing number of premature birth within our area such a significant gap in services to babies under 12 months of age who are "at risk" of developmental delays as a result of prematurity, is very concerning. OEI would like to be able to continue to offer and provide a regular monthly monitoring service where the babies are assessed, reviewed by the team and families are provided with a home program. The grant would contribute to the cost of purchasing resources including staffing and any administration cost, associated with providing individual therapy session with each baby and their family.

Victims and Witnesses of Crime Court Support (VWCCS) \$6,000

VWCCS has recruited and commenced training six volunteer court support officers who will assist Dubbo Police with victims and witnesses of crime. This initiative is supported by the NSW Attorney General's Department. These volunteers will join the current 130 VWCCS volunteers who provide services in Sydney and other regional locations. The funds would be used to enable the six newly recruited Court Support Volunteers based in Dubbo to attend 2 refresher professional development and training days in Sydney in 2019. It is essential that the Volunteers remain up to date on current government policies, changes in laws and maintain their skills and knowledge to provide quality court support. The funds would be used to cover the travel costs of the 6 Volunteers to attend two of the regular training days held in Sydney at NSW Parliament House.

Stuart Town Advancement Association \$1,000

The amount applied will cover the Council Rates, electricity and various running costs of the Stuart Town School of Art Hall.

Lifeline \$15,000

To assist with operating our services which include, mental health, domestic violence, drug and alcohol abuse. These form the fastest growing grouping of issues to affect our society.

Projects that were considered not strongly aligned to the Community Services Fund guidelines and therefore not approved for funding were:

Songwriters and Original Musicians Association Dubbo Inc \$7,750

Funds to assist with practice space rental for 1 year: \$2,600 and for a covered trailer: \$5,155

Orana K9 Training Club Inc \$3,536

This is a community project teaching owners of dogs responsible dog ownership, dog obedience, dog social behaviours and companionship. This funding would go towards payment to DRC for use of the Showground.

Aspire Netball Club Dubbo Inc \$3,000

To subsidize registration and uniform costs. To develop the skill level of all players and through targeted coaching courses to develop the skill level of the volunteer coaches. To subsidize all uniforms for all athletes who are new to the sport to encourage new participants. To assist in purchasing of netball equipment such as kit bags, balls, ball pumps and playing patches.

COMMUNITY SERVICES PROGRAM

Eligibility Criteria and Guidelines



Intent: To support projects or programs that deliver social, cultural or environmental benefits to the communities of the Local Government Area.

Key Criteria

- Deliver social, cultural or environmental benefits to the communities of the Local Government Area
- The project or program must address an identified community priority
- Demonstrate the capacity to manage funds and deliver the project within 12 months
- Demonstrate how the funding shall enable the community based organisation to deliver a service/benefit to the community

Eligibility

- Organisations must be based in the Dubbo Regional LGA
- The project / program must be undertaken in the Dubbo Regional LGA
- Organisations with outstanding project updates or submitted acquittal form from previous Council funding, may not be eligible for consideration
- Organisations with outstanding application for extension or have not expended their fund within 12 months of provision, may not be eligible for consideration
- One application per organisation per round

Ineligible Programs, Projects or Applications

- Project/program not staged in the Dubbo Regional LGA
- Payment of debt
- Payment of insurance premiums
- Political activities
- Items included in another funding application or to top-up funding for previous funding grants or any other funding
- Organisations with gaming machines and/or trade regularly with a liquor licence most days of the week
- Funding for prize money, prizes or trophies
- Events which occur as a matter of course (eg. school fetes)
- Day to day operational funding for the organisation
- Funding to assist expenses in relation to guests or VIPs or stallholders to attend an event
- Wages or payment to staff
- The proposal has safety and / or environmental hazards that are not managed by acts under a Risk Management Plan to mitigate risk
- Does not reflect community standards
- Denigrates, excludes or offends community groups
- Degrades the natural environment
- Funding will not be provided retrospectively

COMMUNITY SERVICES PROGRAM

Eligibility Criteria and Guidelines



Conditions of funding

1. Organisations can not apply for funding via the Community Services Fund if funding has already been provided by another funding stream of Dubbo Regional Council (DRC) for the same activity in the same financial year.
2. No financial assistance will be given to Government Departments or agencies, or for the support of Government-owned facilities.
3. No financial assistance will be given to sporting organisations or events (these organisations have other avenues for financial assistance).
4. The application is to include time frames and list of items identified for purchase from funding.
5. Funds granted can only be used for the purpose as specified in the application, unless written permission for a variation is obtained from DRC.
6. DRC must be advised in writing if there are any significant changes to the activity as described in the application, or to the contact details of the recipient.
7. Funds are to be acquitted within 12 months of the grant being provided. Failure to do so without written request and approval from DRC may result in the donation amount being reduced or cancelled requiring the return of funds to Council.
8. Should the project / program be cancelled, all funding received is to be repaid to DRC.
9. All DRC and other requisite permits, approvals, insurances etc relating to the program or project must be obtained or funding may be withdrawn.
10. Where possible, the organisation will source goods and services for the project / program from within the Dubbo Regional LGA.
11. All recipients of funding are required to return to Liveability Division:
 - a. Benefits as outlined in the Outwards Sponsorship Matrix (below).
 - b. An Acquittal Report within 60 days of the completion of the project / program.
 - i. Form A: Funding provided up to \$5,000.
 - ii. Form B: Funding provided over \$5,000 (funding \$10,000 or more requires an auditors statement)
12. Failure to provide an Acquittal Report will preclude future funding opportunities.
13. DRC reserves the right, as part of the assessment process, to request further information or documentation.
14. DRC reserves the right to conduct a financial audit of the donation either during the financial year or on completion of the financial year.
15. Recipients of funding will be required to have a representative attend a civic ceremony at which novelty cheques will be presented for media and marketing purposes.
16. DRC and its officers shall not be responsible for any liabilities incurred or entered into by the recipient organisation as a result of, or arising out of that organisations responsibilities under the Funding Agreement.
17. The recipient organisation shall indemnify the Council and its officers against any claim, demand, liability suit costs, expenses, action arising out of or in any way connected with the activities of the organisations or agents in consequence of the Funding Agreement except where the claim, demand, liability, costs or action are caused by DRC and its officers.
18. Unless agreed in writing at the time of funding approval, DRC has no obligations regarding ongoing maintenance or renewal of assets created by the project.

COMMUNITY SERVICES PROGRAM

Eligibility Criteria and Guidelines



Outgoing Funding Benefits Matrix

Return benefits to Dubbo Regional Council (DRC)

Value of sponsorship	Up to \$5,000	\$5,001 - \$10,000	\$10,001 - \$15,000	\$15,001 - \$20,000	More than \$20,001
DRC brand recognition on appropriate printed material	●	●	●	●	●
Provide feedback to DRC via survey seeking outcomes	●	●	●	●	●
Images of the project/program, to support destination marketing activity (on request from DRC)	●	●	●	●	●
Acquittal Report provided no later than 30 days from the completion of the project / program	●	●	●	●	●
Acquittal Form A	●	●	●	●	●
Acquittal Form B		●	●	●	●
Acknowledge DRC support via digital platforms where applicable (website / social media)		●	●	●	●
PA announcement or signage at the activity / program			●	●	●

For more information

Dubbo Regional Council
 Liveability Division
 6801 4000
council@dubbo.nsw.gov.au



**REPORT: Community Services Fund
 2021/2022 - Community Benefit Funding
 in Accordance with Section 356 Local
 Government Act 1993**

DIVISION: Liveability
REPORT DATE: 16 May 2022
TRIM REFERENCE: ID22/977

EXECUTIVE SUMMARY

Purpose	Seek endorsement	Approve grant funding recommendations
Issue	<ul style="list-style-type: none"> Provide Council with the recommendation for funding based on applications received under Round 2 of 2021/2022 Financial Assistance Program. 	
Reasoning	<ul style="list-style-type: none"> There were 20 applications totalling \$243,360 for available funds of \$45,568 Process of meeting eligibility and consultation to recommend successful applicants 	
Financial Implications	Budget Area	Community Services
	Funding Source	Budgeted Operational Expense Unexpended funds returned
	Proposed Cost	\$45,568
	Ongoing Costs	\$150,000 per year ongoing, inclusive of \$30,000 allocation for Financial Assistance Program funding
Policy Implications	Policy Title	Financial Assistance Policy
	Impact on Policy	Alignment

STRATEGIC DIRECTION

The 2040 Community Strategic Plan is a vision for the development of the region out to the year 2040. The Plan includes five principle themes and a number of strategies and outcomes. This report is aligned to:

Theme: 5 Liveability
 CSP Objective: 5.3 The lifestyle and social needs of the community are supported
 Delivery Program Strategy: 5.3.1 The social services requirements of our community are met

RECOMMENDATION

1. That the applications detailed in Table 2, reviewed and considered by Dubbo Regional Council, be noted.
2. That Council allocate \$45,568 to the community based organisations the following funds in accordance with Section 356 of The Local Government Act 1993 and notification to be sent to each successful applicant:
 - SOMAD - Songwriters and Original Musicians Association of Dubbo \$1,197
 - Western Region Academy of Sport \$3,218
 - Guide Dogs NSW/ACT \$3,790
 - Dubbo and District Pipe Band \$2,500
 - Comobella Hall Trust \$8,663
 - Transition Dubbo \$1,200
 - Dubbo & District Parent Support for Deaf/Hearing Impaired Inc \$8,500
 - Lourdes and Community Services \$3,500
 - Dubbo Filmmakers Inc \$3,000
 - U3A Dubbo Chapter Inc \$3,000
 - Walter T Grant memorial seniors social club \$6,250
3. That all unsuccessful applicants be advised of Council's Grants Hub, as well as other funding opportunities and any advice to assist future applications for council financial assistance.
4. Please note that the Director Liveability did not provide any comment or consideration for the Dubbo and District Pipe Band application due to a conflict of interest.

John Watts
Director Liveability

CW
Manager Community
Services

BACKGROUND

In a report to the Infrastructure, Community and Recreation Committee on 10 September 2018 (**Appendix 1**), it was determined that community groups previously funded by the former Dubbo City and Wellington Council were required to apply through a public process available to the wider community for any donation they wish to receive from Council that enables them to deliver services to the community.

The framework under which Council considers and determines donations relates to the requirements of Section 356 of the Local Government Act 1993 (the Act) whereby Council may contribute money or otherwise grant financial assistance to persons for the purpose of exercising its functions.

Council allocated funding for total discretionary donations of \$625,636 over four year budgets, with the first year being 2018/2019 and 2021/2022 being the final year of this consideration.

Annual Community Services Fund (CSF) provisions to date, in accordance with the Act:

- 2018/2019 - \$254,634 provided to 16 community projects, from 22 applications
- 2019/2020 - \$105,000 provided to 14 community projects, from 16 applications
- 2020/2021 - \$127,727 provided to 23 community projects, from 28 applications
- 2021/2022 - \$ 74,432 provided to 8 community projects, from 15 applications

Generally, only one round of CSF is conducted annually at the beginning of each financial year. However, as outlined in a report to Council on 26 July 2021, there were insufficient eligible applications to grant the full allocation of \$120,000 available. With the provision of \$74,432 funded, the balance is made available through a second round in 2021/2022.

Previous Resolutions of Council

26 July 2021	4. That \$45,568.00 of unexpended funds from 2021/2022 budget allocation, be identified for a second round later this financial year (2021/2022).
--------------	---

REPORT

Consultation

- Director Liveability, Manager Community Services, Executive Officer Liveability and Liveability Executive Support were involved in review and approval of fund eligibility criteria and guidelines (**Appendix 2**).
- Please note the Director Liveability did not provide any comment or consideration for the Dubbo and District Pipe Band application due to a personal relationship with the applicant.
- Media releases, weekly Council Column advertisements and public display on Dubbo Regional Council (DRC) website were conducted during March and April 2022.
- Grant information was sent through to regions Interagency networks through Community Services connections.

- All successful and unsuccessful applicant groups and organisations from all Community Services fund programs since 2017 were emailed notification of the grant information and closing date.

Resourcing Implications

- Internal staff resourcing was required for creation of online Smarty Grant version, implementation, delivery and administration of this funding program.
- Staff resourcing has been sourced from; Liveability Administration, Director Liveability, Manager Community Services, Communication and Media team and Financial Partners.
- \$120,000 funding has been allocated under Council's Community Services Branch's operational budget.
- The ongoing annual commitment of \$150,000 (\$120,000 CSF/\$30,000 Financial Assistance Program (FAP)) has been included in 2022/2023 Draft Budget.

Total Financial Implications	Current year (\$)	Current year + 1 (\$)	Current year + 2 (\$)	Current year + 3 (\$)	Current year + 4 (\$)	Ongoing (\$)
a. Operating revenue	0	0	0	0	0	0
b. Operating expenses	120,000	0	0	0	0	120,000
c. Operating budget impact (a – b)	-120,000	0	0	0	0	-120,000
d. Capital Expenditure	0	0	0	0	0	0
e. Total net impact (c – d)	-120,000	0	0	0	0	-120,000

Does the proposal require ongoing funding?	Yes
What is the source of this funding?	Proposed Annual budget 356 Donations of \$150,000.

Table 1. Ongoing Financial Implications

- The CSF offers grants opportunities for community groups for identified programs or projects and assessed using an open call for applications. Applications were open for a period of four weeks (14 March 2022 – 11 April 2022) via the Smarty Grants online program.

Options Considered

All 20 submitted applications that were assessed on key criteria are outlined below in **Table 2.**

Applicant	Project	Funds Requested	Funds Recommended	Comments
SOMAD - Songwriters and Original	PA system lights upgrade: Stage lights truss system - \$539 2x Stage blinder lights - \$658	\$1,197	\$1,197	

**ORDINARY COUNCIL MEETING
26 MAY 2022**

CCL22/134

Musicians Association of Dubbo				
Western Region Academy of Sport	2022 annual operation of Western Region Academy of Sport – 31 local athletes and six local coaches are supported by 2022 WRAS program.	\$3,218	\$3,218	
Guide Dogs NSW/ACT	Independent living - Dubbo LGA: 420 hours (~12hrs/Client) of specialist service delivery over 12 months @ \$80 p/h - \$33,600 Marketing & promotion improve awareness of services - \$500 Project management, monitoring and evaluation \$3,410	\$20,000	\$3,790	
Dubbo and District Pipe Band	Purchase tartan, chanter reeds and instrument parts	\$2,500	\$2,500	
Comobella Hall Trust	Electrical upgrade: Contractor cost \$3,610 Contractor travel \$209 Ceiling fans \$3,000 Electrical supplies \$1844	\$8,663	\$8,663	
Transition Dubbo	Transition Dubbo Seed Library: Seeds (vegetable, ornamental, native plants) \$590 Construction of seed box \$250 Seed envelopes, labels, fact sheets, flyers \$360	\$1,200	\$1,200	
Dubbo & District Parent Support Ground for Deaf-Hearing Impaired Inc	Hear our Heart Ear Bus Project: Grason Stadler GSI 39 Tympanometer \$8,000 HEINE mini 3000 Otoscope with handle and disposable tips \$500	\$8,500	\$8,500	
Lourdes and Community Services	Dementia Choir: Music teacher \$4,000 Accompanist \$4,000 Music books, printing, equipment \$2,000 Hall hire \$1,000 Advertising \$1,000 Learning CDs \$300 Refreshments \$1,000	\$13,300	\$3,500	Part provision - wages are ineligible
Dubbo Filmmakers Inc	Script to Screen Workshops: Miller DS10 Fluid Head \$839.00 Also with tripod & bag \$1,399.00 2 Mobile Rig Cages \$39.90 2 Røde Apple Adaptors \$70.20	\$4,987	\$3,000	Part provision – equipment requirements

**ORDINARY COUNCIL MEETING
26 MAY 2022**

CCL22/134

	2 Røde Android Adaptors \$38.00 Microphone hard case \$97.99 2 Black Eye Lens Kit \$556.00 2 Rode NTG5 Kit \$718.20 2 ULANZI 1.55XT Anamorphic Lens Filmmaking Lens \$248.72 Shipping costs \$100.00 Workshop tuition \$880.00			
U3A Dubbo Chapter Inc.	Interactive Smartboard: CommBox Interactive 86 Inch, motorised combi mobile stand and premium sound bar \$8,790 Installation / configuration \$1,000	\$9,790	\$3,000	Part provision
Walter T Grant Memorial Seniors Social Club	Venue hire \$6,292 Bus Trip \$1,000 Tables \$252 Christmas dinner - \$600	\$10,000	\$6,250	Part provision - part venue hire and tables
Connecting Community Services	Aboriginal Mens Shed: Tools \$2,500 Tables, chairs, shelving, storage \$1,600 Indigenous craft resources \$2,300 Shed rental \$1,600	\$8,000	-	
St Vincent de Paul Society	Plastic Recycling Project: Moulds for recycled coat hangers, used in store \$24,260	\$24,260	-	
QOE Health Pty Ltd	Streetscape laneway art: Artist Mr Jack Randell \$3,800 Aluminium sheets and fixtures \$2,000 Paint and miscellaneous \$2,000 Consultation/communication /engagement \$500	\$8,300	-	
Connected AU	School Connectedness Program for 10 schools: Registration to Connected AU Programming Platform \$1,000 Resource packs / delivery \$9,000	\$10,000	-	
Rural Financial Counselling Services	Post Covid-19 Small Business Health Check: Venue hire catering \$676.40 Printing \$145 Marketing - social media, radio, newspapers \$1,000 Project Management/ administration - 16 hours - \$655	\$2,476	-	
Murdi Paaki Regional Rugby League Council Inc T/as	A Day of Fun with a Colour Run: BBQ supplies \$350 Vehicle / travel expenses \$348 Equipment hire \$500 Colour Run pack \$620 Inflatable arch hire \$300	\$3,118	-	Event - ineligible

**ORDINARY COUNCIL MEETING
26 MAY 2022**

CCL22/134

Creative Community Concepts	Event promotion and promotional items \$1,000			
Wellington Community Progress and Action Group	Wellington Wiradjuri Project: Original clay sculpture, moulding & casting, ceramic moulding, bronze casting, finishing and instillation \$95,000	\$95,000	-	Other Council funding provision
RSPCA NSW	Dubbo Pet Owners Emergency Support: Injury treatment while escaping domestic violence & vaccinations \$5,000 Foster carer supplies \$3,000 Local pet boarding facility \$100	\$8,100	-	
		\$243,360	\$45,568	

Table 2. Assessed application submitted for 2021/2022 Community Services Fund Round 2

- An assessment panel Director Liveability, Manager Community Services, Coordinator Family Day Care and the Parks and Bushcare Officer assessed each application independently on the following key criteria:
 1. Deliver social, cultural or environmental benefits to the communities of the Local Government Area
 2. The project or program must address an identified community priority
 3. Demonstrate the capacity to manage funds and deliver the project within 12 months
 4. Demonstrate how the funding shall enable the community based organisation to deliver a service/benefit to the community
- The panel met 29 April 2022 to further discuss individual assessments and consider eligibility, as well as a governance review based on eligibility criteria and guidelines – **Appendices 2** with the following consideration and outcomes that impacted the recommendations:
 - Lourdes and Community Services application included wages which are ineligible
 - Murdi Paaki Regional Rugby League Council Inc. application for event is ineligible
 - Wellington Community Progress and Action Group have been recommended for funding as part of FAP 2021/2022 Round 1, which excluded the application for receiving funding under CSF 2021/2022 for the same activity in the same financial year
- Remaining eligible applications were recommended funding based on aggregate assessment.

Preferred Option

- **Table 2** highlights recommended funding with seven applications to receive the total amount requested and four applications to receive partial funding.
- All recommended applications have met eligibility and governance requirements, as reviewed and approved by the assessment panel.

Next Steps

- All successful recipients of funding shall be advised in writing and the requirements of fund provisions including expenditure and acquittal timeframe, as well as acquittal form.
- All unsuccessful recipients shall be advised in writing and informed of ineligibility if relevant, provided links to the Dubbo Grant Hub and any advice to assist future applications for council financial assistance.

APPENDICES:

- 1 Community Services Fund 2018/2019 - community benefit funding in accordance with Section 356 Local Government Act 1993
- 2 Eligibility Criteria and Guidelines - Community Services Fund - March 2022